SANDVIK Coromant

2020

Outils rotatifs monoblocs

FRAISAGE
PERÇAGE
TARAUDAGE
ALÉSAGE

Nous vous présentons nos nouveaux catalogues

Le catalogue comporte trois volumes : Outils de tournage, Outils rotatifs et Outils cylindriques monoblocs L'offre comporte plus de 30 000 produits standard.

Outils de tournage – Tournage général, tronçonnage et gorges, filetage au tour, outils multifonctions, porte-plaquettes et adaptateurs pour outils de tournage

Outils rotatifs – Fraisage, perçage, alésage et adaptateurs pour outils rotatifs

Outils cylindriques monoblocs – Fraisage, perçage, taraudage et alésoirs

Chaque chapitre comporte une table complète au début avec des renvois aux pages concernées. Sur les pages produits, des références en bas de page renvoient aux produits et informations complémentaires associées aux produits, par exemple les porte-plaquettes, les plaquettes et les conditions de coupe.

Notre offre totale comporte environ 50 000 produits standard et est accessible sur **www.sandvik.coromant.com**. Si vous avez des exigences particulières, beaucoup de nos produits peuvent être adaptés en fonction de vos besoins.

Consultez le site www.sandvik.coromant.com pour être sûr d'avoir les mesures et les tolérances les plus récentes, pour obtenir les conditions de coupe et pour commander tous les produits et pièces détachées.

Explication des symboles de référence :

- Recommandations sur les tailles de trous
- Conditions de coupe
- Description des nuances
- Explication des paramètres ISO 13399
- Codification
- Informations sur l'arrosage
- Réaffûtage
- Information

- Choix prioritaire
- Bon choix
- Non disponible

Portefeuille de produits

Tout ce que nous faisons vise à faciliter la production, l'efficacité et la productivité. Nous savons d'expérience que cela nécessite des solutions différentes pour chaque client, à chaque occasion. Ce n'est pas du prêt-à-porter. C'est pourquoi nous avons développé une offre incluant les outils cylindriques monoblocs dans trois catégories.

V
Versatile

Solutions polyvalentes

Gamme complète de produits hautes performances offrant une grande flexibilité et une très bonne rentabilité.

O
Optimized

Solutions optimisées

Ligne d'outils spécialement adaptés à des besoins spécifiques offrant efficacité, fiabilité et longévité.

C
Customized

Solutions sur mesure

Produits Tailor Made et outils spéciaux avancés fabriqués individuellement pour répondre aux plus hautes exigences sur les performances.

Comment trouver le bon produit

1. Sélectionnez le type d'application
2. Sélectionnez la rubrique qui correspond à vos besoins

- Un seul et même outil pour plusieurs matières
- Des outils résistants pour des applications variables
- Solution idéale pour les petits lots et les productions mélangées

- Outils optimisés pour des matières spécifiques
- Outils conçus pour des applications spécifiques
- Pour les productions en moyennes ou grandes séries

- Outils uniques conçus pour des applications spécifiques
- Savoir-faire avancé sur les applications et conseils d'experts
- Outils introuvables dans l'offre standard

A Fraisage

B Perçage

C Taraudage

D Alésage

E Informations générales

Fraisage

V

Polyvalent

Fraise en bout carbure monobloc CoroMill® Plura A10

Ebauche lourde A11-A24
Semi-ébauche A25-A28
Ébauche avec brise-copeaux A29
Fraise à bout sphérique pour le profilage A31-A34
Fraisage de chanfreins A35-A37

O

Optimisation

Fraise en bout carbure monobloc CoroMill® Plura A38

Fraisage lourd A39-A52
Dressage grande avance A53-A64
Fraise à surfacer hautes avances A65-A68
Fraisage multi opérations stable A69-A80
Fraisage dur A81-A84
Débit copeaux élevé A85-A92
Ébauche avec brise-copeaux A93-A98
Finition A99-A104
Micro fraisage A105
Fraise à bout sphérique pour le micro fraisage A107-A110
Fraise à bout sphérique pour le profilage A111-A120
Applications de détourage A121-A126
Fraisage de filets A127-A138
Ébauche grande vitesse A139

Tête de fraisage carbure monobloc CoroMill® 316 A141

Fraisage lourd A142-A145
Fraisage multi opérations stable A146-A149
Dressage grande avance A150
Fraise à surfacer hautes avances A152-A154
Fraisage avec charge copeaux élevée A155
Débit copeaux élevé A157
Ébauche avec brise-copeaux A159
Profilage A161-A163
Finition A164-A166
Fraisage de chanfreins A167-A170
Tête céramique brasée pour l'ébauche à grande vitesse A171

Fraise en bout carbure monobloc CoroMill® 326 A173

Fraisage de chanfreins A174
Fraisage de filets A175

C

Personnalisé

E2

FRE

CoroMill® Plura - Optimisée

Optimized

Premier choix pour l'optimisation de l'ébauche et de la finition avec CoroMill® Plura

Rainures jusqu'à 2xDc	Rainures jusqu'à 1xDc	Fraisage lourd d'épaulements	Fraisage léger d'épaulements ae jusqu'à 0.25xDc	Dressage grande avance	Finition	Fraise à surfacer hautes avances	Outil	Page	Matière
							Usinage lourd (HD) des aciers	A40-A47	P K
							Usinage lourd (HD) des aciers inoxydables	A48-A52	M
							Débit copeaux élevé (ALU)	A86-A92	N
							Multi opérations stable (VFD) dans les alliages au Ni	A78-A80	S
							Fraisage dur	A82-A84	P H
							Dressage grande avance (HFS) des aciers	A54	P K
							Dressage grande avance (HFS) des aciers inoxydables	A55-A58	M
							Dressage grande avance (HFS) des alliages de titane	A59-A64	S
							Finition (FSF)	A100-A104	P M K S H
							Surfaçage grande avance (HFF)	A66-A68	P M K S H
							Ébauche à grande vitesse (CER) des alliages au Ni	A140	S

Symboles des opérations

Fraisage d'épaulements	Applications de détourage	Fraisage de poches	Rainurage	Trèflage	Tournage en ramping
Surfaçage	Fraisage de profils	Fraisage de filets	Interpolation hélicoïdale	Chanfreinage intérieur	Chanfreinage extérieur

CoroMill® Plura - Optimisée

	Fraisage lourd			Dressage grande avance				Fraisage multi opérations stable
O								
Matière	Pour les aciers	Pour les aciers	Pour les aciers inoxydables	Pour les alliages de titane	Pour les alliages à base nickel	Aciers, aciers inoxydables	Pour les aciers inoxydables	Pour les alliages à base nickel
Champs d'applications ISO	P K	P K	M S	S	S	P M K S	M S	S
DC mm	6.00 - 25.00	2.00 - 25.00	6.00 - 25.00	4.00 - 32.00	4.00 - 25.00	2.00 - 25.00	2.00 - 25.00	2.00 - 16.00
DC pouces	.250 - .750	.125 - .750	.250 - 750	.188 - 1.250	-	.250 - 1.000	–	
APMX/DC	2.10 - 2.50	2.10 - 2.50	2.10 - 2.50	2.10 - 2.50	2.10 - 2.50	1.80 - 4.00	1.80 - 3.50	1.90 - 2.40
ZEFP	5	4	4	4, 5, 6	4, 5	4	4	3, 4
RE mm	0.50 - 2.00	0.20 - 2.00	0.50 - 6.35	0.50 - 4.00	0.50 - 6.35	-	0.50 - 4.00	0.20 - 2.00
RE pouces	.015 - .060	.015 - .060	.015 - .190	.030 - .120	-	-	-	-
CHW mm	0.10 - 0.25	-	0.10 - 0.25	-	-	0.15 - 0.20	0.15 - 0.20	0.10
CHW pouces	.004 - .010	–	.004 - .010	–	–	.004 - .010	–	
Manche	Cylindrique	Cylindrique	Cylindrique	Cylindrique Weldon iLock	Cylindrique Weldon iLock	Cylindrique Weldon	cylindrique	cylindrique Weldon
BSG	COROMANT	COROMANT	COROMANT	COROMANT	COROMANT	COROMANTDIN 6527 L	DIN 6527 L	DIN 6527 L
Nuance	1730	1730	1740	1745	1710	1630, 1740	1640	1725
Arrosage intérieur	✗	✗	✓	✓	✗	✗	✗	✓
Arrosage extérieur	✓	✓	✗	✓	✓	✓	✓	✓
Page	A40-A43	A44-A47	A48-A52	A59-A62	A63-A64	A54-A56	A57-A58	A78-A80

	Fraise à surfacer hautes avances		Fraisage dur	Débit copeaux élevé		Finition		Ébauche grande vitesse
O								
Matière	Pour les aciers et les aciers trempés d'une dureté ≤ 63 HRc	Pour les aciers inoxydables et les aciers d'une dureté ≤ 48 HRc	Pour les aciers trempés d'une dureté 43≤ HRc ≤63	Matières non-ferreuses	Matière non ferreuse avec teneur en silicium > 9%	Pour les aciers trempés d'une dureté 43≤ HRc ≤63	Pour les aciers inoxydables et les aciers d'une dureté ≤ 48 HRc	Pour les alliages à base nickel
Champs d'applications ISO	P H	P M K S	P H	N	N O	P H	P M K S	S
DC mm	4.00 - 20.00	4.00 - 20.00	2.00 - 16.00	2.00 - 20.00	1.00 - 16.00	3.00 - 20.00	3.00 - 20.00	10.00 - 12.00
DC pouces	–	–	.125 - .375	–	–	.250 - .750	.063 - .750	-
APMX/DC	2.25 - 2.75	1.00 - 2.75	1.00	1.00 - 4.10	1.00	1.80 - 4.50	1.90 - 2.80	0.75
ZEFP	4	4	2, 4	1, 2	2, 4	4, 6, 8, 10, 12, 14, 16	4, 5, 6, 8	4, 6
RE mm	0.50 - 2.00	0.50 - 2.00	0.20 - 3.00	0.15 - 2.50	-	0.50 - 2.00	–	1.50 - 6.00
RE pouces	-	-	.031 - .063	-	-	-	.016 - .125	-
CHW mm	-	-	-	0.10 - 0.15	0.10 - 0.15	0.10 - 0.15	0.10 - 0.15	-
CHW pouces	–	–	–	–	–	-	–	–
Manche	cylindrique	Cylindrique	Cylindrique	cylindrique	cylindrique	cylindrique	Cylindrique	Cylindrique
BSG	COROMANT	COROMANT DIN 6527 L	COROMANT	COROMANT DIN 6527 L	COROMANT	COROMANT DIN 6527 L	COROMANT DIN 6527 L	COROMANT
Nuance	1610	1620	1610	H10F, 1630	N20C	1610	1620	6060
Arrosage intérieur	✗	✗	✗	✗	✗	✗	✗	✗
Arrosage extérieur	✓	✓	✓	✓	✓	✓	✓	✓
Page	A66	A67-A68	A82-A84	A86-A91	A92	A100-A101	A103-A104	A140

CoroMill® Plura - Optimisée

	Ébauche multiopérations optimisée et usinage avec conditions d'évacuation des copeaux difficiles					Autres opérations de fraisage		
	Fraisage multi opérations stable		Ébauche avec brise-copeaux			Micro fraisage	Fraise à bout sphérique pour le micro fraisage	
O								
Matière	Pour les aciers et les aciers trempés d'une dureté ≤ 63 HRc	Pour les aciers inoxydables et les aciers d'une dureté ≤ 48 HRc	Matières ISO S	Matières non-ferreuses	Pour les aciers d'une dureté ≤ 48 HRc	Multimatières, dureté ≤ 63 HRc	Multimatières, dureté ≤ 63 HRc	Pour les aciers trempés d'une dureté 43≤ HRc ≤63
Champs d'applications ISO	P H	P M K S	M S	N	P M K S	P M K N S H	P M K N S H	H
DC mm	2.00 - 20.00	2.00 - 25.00	6.00 - 25.00	6.00 - 25.00	6.00 - 25.00	0.40 - 1.00	0.40 - 1.00	0.20 - 2.50
DC pouces	.187 - .750	.187 - .750	–	–	–	–	–	–
APMX/DC	1.90 - 3.20	1.90 - 2.00	1.80 - 2.40	1.00 - 2.40	1.00 - 2.40	1.00	1.00	0.60 - 0.90
ZEFP	3, 4	3, 4, 5	4, 5	3	3, 4, 5, 6, 8	2	2	2
RE mm	0.50 - 4.00	0.20 - 6.35	–	–	0.35 - 4.00	–	0.20 - 0.50	0.10 - 1.25
RE pouces	.016 - .063	.016 - .063	-	-	–	-	-	-
CHW mm	0.10 - 0.15	0.10 - 0.15	0.10 - 0.15	0.45 - 0.90	–	–	–	–
CHW pouces	–	–	–	–	–	–	–	–
Manche	Cylindrique	Cylindrique Weldon iLock	Weldon	Cylindrique	Cylindrique Weldon	Cylindrique	cylindrique	cylindrique
BSG	COROMANT	COROMANT DIN 6527 L	DIN 6527 L	COROMANT DIN 6527 L	DIN 6527 K DIN 6527 L	COROMANT	COROMANT	COROMANT
Nuance	1620	1620, 1630, 1640	1620	H10F	1640	1620	1620	1700
Arrosage intérieur	✗	✓	✗	✗	✗	✗	✗	✗
Arrosage extérieur	✓	✓	✓	✓	✓	✓	✓	✓
Page	A70-A71	A72-A77	A94	A95	A96-A97	A106	A108-A109	A110

	Autres opérations de fraisage						Fraisage de filets	
	Fraise à bout sphérique pour le profilage					Applications de détourage	Filets intérieurs	Filetage intérieur ou extérieur
O								
Matière	Matières non-ferreuses	Matière non ferreuse avec teneur en silicium > 9%	Pour les aciers et les aciers trempés d'une dureté ≤ 63 HRc	Pour les aciers trempés d'une dureté 43≤ HRc ≤63	Pour les aciers inoxydables et les aciers d'une dureté ≤ 48 HRc	Matériaux composites	Profils de filets : M 60°, MF 60°, MJ 60°, UN 60°, UNC/UNF 60°, NPT 60°, NPTF 60°	Profil de filet : G
Champs d'applications ISO	N	N O	P M K S H	P H	P M K N S H	O	P M K N S H O	P M K N S H
DC mm	2.00 - 16.00	1.00 - 12.00	1.00 - 16.00	1.00 - 16.00	4.00 - 16.00	4.00 - 16.00	1.20 - 25.00	–
DC pouces	–	–	.063 - .500	.063 - .500	–	.250 - .625	.053 - .783	.236 - .984
APMX/DC	1.30 - 3.00	1.70 - 3.00	1.00 - 2.00	1.50 - 1.70	1.40 - 10.00	2.50 - 3.00	-	-
ZEFP	2	2	2	2, 4	2, 3, 4	5, 6, 7, 9, 11	3, 4, 5, 6	3, 4, 5
RE mm	1.00 - 8.00	0.50 - 6.00	0.50 - 8.00	0.50 - 8.00	2.00 - 8.00	–	–	–
RE pouces	–	–	.031 - .250	.031 - .250	–	–	–	–
CHW mm	–	–	–	–	–	–	–	–
CHW pouces	–	–	–	–	–	–	–	–
Manche	Cylindrique	Cylindrique	Cylindrique	Cylindrique	Cylindrique	cylindrique	Cylindrique Weldon	Weldon
BSG	COROMANT	COROMANT	COROMANT	COROMANT	COROMANT	COROMANT	COROMANT	COROMANT
Nuance	H10F	N20C	1610, 1620, P10	1700, 1610	1620, 1630	O10A, 1630, O12M, O10M	1630, 1620, H07F, 1610	1630
Arrosage intérieur	✗	✗	✗	✗	✗	✗	✓	✗
Arrosage extérieur	✓	✓	✓	✓	✓	✓	✓	✓
Page	A112-A113	A114	A115-A116	A118-A120	A117	A122-A126	A128-A131	A138

CoroMill® Plura - Polyvalente

V
Versatile

Premier choix pour l'ébauche et la finition polyvalentes avec CoroMill® Plura

Rainures jusqu'à 1xDc	Rainures jusqu'à 0.5xDc	Fraisage lourd d'épaulements	Finition	Outil	Page	Matière
■	■			Ebauche lourde (deux goujures)	A12-A24	P M K S
	■	■		Ebauche lourde (trois goujures)	A12-A24	P M K S
	■	■	■	Semi-ébauche (quatre goujures)	A27-A28	P M K S

Symboles des opérations

Fraisage d'épaulements	Applications de détourage	Fraisage de poches 	Rainurage 	Trèflage	Tournage en ramping
Surfaçage 	Fraisage de profils 	Fraisage de filets 	Interpolation hélicoïdale	Chanfreinage intérieur 	Chanfreinage extérieur 

FRE

CoroMill® Plura - Polyvalente

	Ebauche lourde	Semi-ébauche	Ébauche avec brise-copeaux	Fraise à bout sphérique pour le profilage	Fraisage de chanfreins
V					
Matière	Multimatières, dureté ≤ 48 HRc	Multimatières, dureté ≤ 48 HRc	Multimatières, dureté ≤ 48 HRc	Multimatières, dureté ≤ 48 HRc	Multimatières, dureté ≤ 48 HRc
Champs d'applications ISO	P M K S	P M K S	P M K S	P M K S	P M K N S H
DC mm DC pouces	1.00 - 25.00 .125 - 1.000	2.00 - 25.00 .125 - 1.000	6.00 - 20.00 .250 - 1.000	1.00 - 20.00 .063 - .750	1.00 - 8.00 .047 - .248
APMX/DC	1.0 - 4.8	1.4 - 3.7	1.8 - 3.4	1.4 - 3.0	0.1 - 0.8
ZEFP	2, 3, 4	3, 4	4	2, 4	2, 3, 4, 5, 6
RE mm RE pouces	- -	- -	- -	0.50 - 10.00 .031 - .375	- -
CHW mm CHW pouces	0.00 - 0.30 .000 - .012	0.00 - 0.20 .000 - .010	0.35 - 0.63 .014 - .031	- -	- -
Manche	Cylindrique Weldon	Weldon	Cylindrique Weldon	Cylindrique	Cylindrique
BSG	DIN 6527 K DIN 6527 L COROMANT	DIN 6527 L	DIN 6527 L COROMANT	COROMANT	COROMANT
Nuance	1630	1620, 1630	1640	1620, 1630	1620
Arrosage intérieur	✗	✗	✗	✗	✗
Arrosage extérieur	✓	✓	✓	✓	✓
Page	A12-A24	A26-A28	A30	A32-A34	A36-A37

CoroMill® 316

Optimized

Premier choix pour l'ébauche et la finition avec CoroMill® 316

Rainures jusqu'à 1xDc	Rainures jusqu'à 0.5xDc	Fraisage d'épaulements	Dressage grande avance	Finition	Fraise à surfacer hautes avances	Outil	Page	Matière
						Usinage lourd (HD) des aciers et des aciers inoxydables	A143-A145	P M
						Multi opérations stable (VFD)	A147-A149	P M
						Débit copeaux élevé (ALU)	A158	N
						Dressage grande avance (HFS) des alliages de titane	A151	S
						Finition (FSF)	A165-A166	P M
						Surfaçage grande avance (HFF)	A153-A154	P M
						Ébauche à grande vitesse (CER) des alliages au Ni	A172	S

Symboles des opérations

Fraisage d'épaulements	Applications de détourage	Fraisage de poches	Rainurage	Trèflage	Tournage en ramping
Surfaçage	Fraisage de profils	Fraisage de filets	Interpolation hélicoïdale	Chanfreinage intérieur	Chanfreinage extérieur

FRE

CoroMill® 316

	Fraisage lourd	Dressage grande avance	Fraisage multi opérations stable	Ébauche grande vitesse	Fraise à surfacer hautes avances	Fraisage avec charge copeaux élevée
Matière	Pour les aciers inoxydables et les aciers d'une dureté ≤ 48 HRc	Pour les alliages de titane	Multimatières, dureté ≤ 48 HRc	Pour les alliages à base nickel	Multimatières, dureté ≤ 48 HRc	Multimatières, dureté ≤ 48 HRc
Champs d'applications ISO	P M K S	S	P M K S	S	P M K S	P M K S
DC mm	10.00 - 25.00	10.00 - 25.00	10.00 - 25.00	10.00 - 12.00	10.00 - 25.00	10.00 - 16.00
DC pouces	.375 - 1.000	.375 - 1.000	.375 - 1.000	-	.375 - .750	-
APMX/DC	1.20	1.50	0.52 - 0.63	0.58 - 0.70	0.52 - 0.60	0.80 - 0.84
DCX mm	-	-	-	-	-	-
DCX pouces	-	-	-	-	-	-
CHW mm	0.15 - 0.25	-	-	-	-	-
CHW pouces	-	-	-	-	-	-
RE mm	0.50 - 4.00	0.50 - 4.00	0.50 - 4.00	2.00	1.50 - 3.00	0.50 - 3.00
RE pouces	.015 - .250	.030 - .120	.015 - .250	-	.060 - .080	-
ZEFP	4	6	3, 4, 5	4, 6	3, 4, 5	2
KAPR	-	-	-	-	-	-
Manche	Coromant EH	Coromant EH	Coromant EH	Coromant EH	Coromant EH	Coromant EH
BSG	COROMANT	COROMANT	COROMANT	COROMANT	COROMANT	COROMANT
Nuance	1730	1745	1730	6060	1730	1730
Arrosage intérieur	✗	✗	✓	✗	✓	✗
Arrosage extérieur	✓	✓	✓	✓	✓	✓
Page	A143-A145	A151	A147-A149	A172	A153-A154	A156

	Débit copeaux élevé	Ébauche avec brise-copeaux	Profilage	Finition	Fraisage de chanfreins
Matière	Matières non-ferreuses	Multimatières, dureté ≤ 48 HRc	Multimatières, dureté ≤ 48 HRc	Multimatières, dureté ≤ 48 HRc	Multimatières, dureté ≤ 48 HRc
Champs d'applications ISO	N	P M K S	P M K S	P M K S	P M K S
DC mm	10.00 - 25.00	10.00 - 25.00	10.00 - 25.00	10.00 - 25.00	1.50 - 8.00
DC pouces	-	.375 - 1.000	.375 - 1.000	.375 - 1.000	.059 - .276
APMX/DC	0.52 - 0.55	0.52 - 0.56	0.52 - 0.56	0.52 - 0.56	0.52 - 0.56
DCX mm	-	-	-	-	10.00 - 25.00
DCX pouces	-	-	-	-	.375 - .750
CHW mm	0.10 - 0.15	-	-	0.10 - 0.15	-
CHW pouces	-	-	-	-	-
RE mm	1.00 - 4.00	0.40	5.00 - 12.50	1.00 - 1.50	-
RE pouces	-	.016 - .062	.187 - .500	.015 - .062	-
ZEFP	3	4, 5, 6, 8	2, 4	6, 8, 10, 12	2, 4, 6, 8
KAPR	-	-	-	-	15°, 30°, 45°, 49°,60°
Manche	Coromant EH	Coromant EH	Coromant EH	Coromant EH	Coromant EH
BSG	COROMANT	COROMANT	COROMANT	COROMANT	COROMANT
Nuance	H10F	1730	1730	1730	1730
Arrosage intérieur	✗	✗	✗	✗	✗
Arrosage extérieur	✓	✓	✓	✓	✓
Page	A158	A160	A162-A163	A165-A166	A168-A170

CoroMill® Plura - Polyvalente

Fraises en bout hautes performances, flexibles et rentables

Outils **polyvalents** conçus pour donner des performances élevées et un usinage fiable dans différentes sortes d'applications avec des tailles, formes et matières de pièces variées afin de permettre une exploitation maximum des machines.

V C

Application

- Ebauche lourde
- Semi-ébauche
- Ébauche avec brise-copeaux
- Profilage
- Fraisage de chanfreins

Champ d'application ISO :

P M K N S H

Pour les applications très exigeantes et pour les productions variables, il vous faut des outils de précision, résistants et polyvalents. Si la précision, la stabilité et la rentabilité de l'usinage sont des paramètres importants, les fraises CoroMill Plura polyvalentes sont le premier choix.

www.sandvik.coromant.com/coromillplura

Gamme de produits

- Nuances de qualité pour toutes les matières et conditions
- Géométries résistantes conçues pour s'adapter à différentes applications de fraisage
- Queues cylindriques ou Weldon
- Arêtes de coupe droites, avec ou sans arête brise-copeaux
- Outils à bout sphérique et outils de chanfreinage
- Trois réaffûtages possibles en conservant les caractéristiques de l'outil d'origine

E14

SANDVIK Coromant

Fraise carbure monobloc en bout CoroMill® Plura pour l'ébauche lourde

Quand l'utiliser

Deux ou trois goujures

Rainure de clavette

Conception des goujures avec beaucoup d'espace pour les copeaux

Dépouille conçue pour plus de stabilité

Quatre goujures

Plus de stabilité grâce à l'âme plus épaisse

Solution optimale pour le fraisage d'épaulements

Matière ISO	P	M	K	N	S
Nuance	1630	1620			
Manche	Cylindrique	Weldon			

Fraise carbure monobloc en bout CoroMill® Plura pour l'ébauche lourde

Multimatières, dureté ≤ 48 HRc

FHA 30°
BSG DIN 6527 K
TCDCON h6



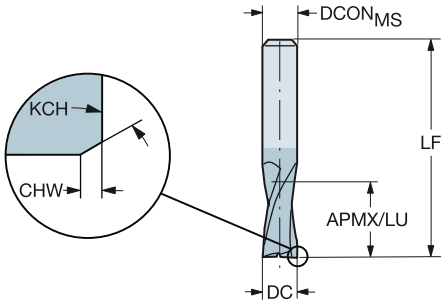

Version métrique

DC	CZCMS	APMX	CHW	KCH	LU	ZEFP	Référence de commande	P 1630	M 1630	K 1630	S 1630	Dimensions, mm DCONMS	LF
1.0	3	3.5			3.5	2	1P220-0100-XA	★	★	★	★	3.0	38.0
1.5	3	3.5			3.5	2	1P220-0150-XA	★	★	★	★	3.0	38.0
1.8	6	3.5			3.5	2	1P220-0180-XA	★	★	★	★	6.0	50.0
2.0	6	3.5			3.5	2	1P220-0200-XA	★	★	★	★	6.0	50.0
2.5	6	3.5	0.08	45°	3.5	2	1P220-0250-XA	★	★	★	★	6.0	50.0
2.8	6	4.5	0.08	45°	4.5	2	1P220-0280-XA	★	★	★	★	6.0	50.0
3.0	6	4.5	0.08	45°	4.5	2	1P220-0300-XA	★	★	★	★	6.0	50.0
3.5	6	4.5	0.08	45°	4.5	2	1P220-0350-XA	★	★	★	★	6.0	50.0
3.8	6	5.5	0.08	45°	5.5	2	1P220-0380-XA	★	★	★	★	6.0	54.0
4.0	6	5.5	0.13	45°	5.5	2	1P220-0400-XA	★	★	★	★	6.0	54.0
4.5	6	5.5	0.13	45°	5.5	2	1P220-0450-XA	★	★	★	★	6.0	54.0
4.8	6	6.5	0.13	45°	6.5	2	1P220-0480-XA	★	★	★	★	6.0	54.0
5.0	6	6.5	0.13	45°	6.5	2	1P220-0500-XA	★	★	★	★	6.0	54.0
5.8	6	7.5	0.13	45°	7.5	2	1P220-0575-XA	★	★	★	★	6.0	54.0
6.0	6	7.5	0.13	45°	7.5	2	1P220-0600-XA	★	★	★	★	6.0	54.0
6.8	8	8.5	0.13	45°	8.5	2	1P220-0675-XA	★	★	★	★	8.0	58.0
7.0	8	8.5	0.13	45°	8.5	2	1P220-0700-XA	★	★	★	★	8.0	58.0
7.8	8	9.5	0.13	45°	9.5	2	1P220-0775-XA	★	★	★	★	8.0	58.0
8.0	8	9.5	0.20	45°	9.5	2	1P220-0800-XA	★	★	★	★	8.0	58.0
9.0	10	10.5	0.20	45°	10.5	2	1P220-0900-XA	★	★	★	★	10.0	66.0
9.7	10	11.5	0.20	45°	11.5	2	1P220-0970-XA	★	★	★	★	10.0	66.0
10.0	10	11.5	0.20	45°	11.5	2	1P220-1000-XA	★	★	★	★	10.0	66.0
12.0	12	12.5	0.20	45°	12.5	2	1P220-1200-XA	★	★	★	★	12.0	73.0
14.0	14	14.5	0.20	45°	14.5	2	1P220-1400-XA	★	★	★	★	14.0	75.0
16.0	16	16.5	0.20	45°	16.5	2	1P220-1600-XA	★	★	★	★	16.0	82.0
18.0	18	18.5	0.20	45°	18.5	2	1P220-1800-XA	★	★	★	★	18.0	84.0
20.0	20	20.5	0.30	45°	20.5	2	1P220-2000-XA	★	★	★	★	20.0	92.0

Version en pouces

DC	CZCMS	APMX	CHW	KCH	LU	ZEFP	Référence de commande	P 1630	M 1630	K 1630	S 1630	Dimensions, pouces DCONMS	LF
.125	1/8	.172	.003	45°	.172	2	1P220-0318-XA	★	★	★	★	.125	1.500
.188	3/16	.250	.005	45°	.250	2	1P220-0476-XA	★	★	★	★	.188	2.000
.250	1/4	.313	.005	45°	.313	2	1P220-0635-XA	★	★	★	★	.250	2.000
.375	3/8	.469	.008	45°	.469	2	1P220-0953-XA	★	★	★	★	.375	2.500
.500	1/2	.625	.008	45°	.625	2	1P220-1270-XA	★	★	★	★	.500	3.000
.625	5/8	.750	.008	45°	.750	2	1P220-1588-XA	★	★	★	★	.625	3.000
.750	3/4	1.000	.012	45°	1.000	2	1P220-1905-XA	★	★	★	★	.750	4.000
1.000	1	1.250	.012	45°	1.250	2	1P220-2540-XA	★	★	★	★	1.000	4.000

A176 A194 E9 E22 E14

SANDVIK Coromant

Fraise carbure monobloc en bout CoroMill® Plura pour l'ébauche lourde

Multimatières, dureté ≤ 48 HRc

FHA 30°
BSG DIN 6527 K
TCDCON h6



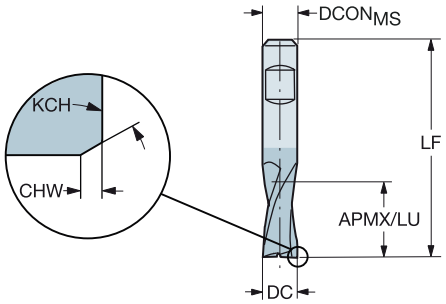

Version métrique

DC	CZCMS	APMX	CHW	KCH	LU	ZEFP	Référence de commande	P 1630	M 1630	K 1630	S 1630	Dimensions, mm DCONMS	LF
1.8	6	3.5			3.5	2	1P220-0180-XB	★	★	★	★	6.0	50.0
2.0	6	3.5			3.5	2	1P220-0200-XB	★	★	★	★	6.0	50.0
2.5	6	3.5	0.08	45°	3.5	2	1P220-0250-XB	★	★	★	★	6.0	50.0
2.8	6	4.5	0.08	45°	4.5	2	1P220-0280-XB	★	★	★	★	6.0	50.0
3.0	6	4.5	0.08	45°	4.5	2	1P220-0300-XB	★	★	★	★	6.0	50.0
3.5	6	4.5	0.08	45°	4.5	2	1P220-0350-XB	★	★	★	★	6.0	50.0
3.8	6	5.5	0.08	45°	5.5	2	1P220-0380-XB	★	★	★	★	6.0	54.0
4.0	6	5.5	0.13	45°	5.5	2	1P220-0400-XB	★	★	★	★	6.0	54.0
4.8	6	6.5	0.13	45°	6.5	2	1P220-0480-XB	★	★	★	★	6.0	54.0
5.0	6	6.5	0.13	45°	6.5	2	1P220-0500-XB	★	★	★	★	6.0	54.0
5.8	6	7.5	0.13	45°	7.5	2	1P220-0575-XB	★	★	★	★	6.0	54.0
6.0	6	7.5	0.13	45°	7.5	2	1P220-0600-XB	★	★	★	★	6.0	54.0
6.8	8	8.5	0.13	45°	8.5	2	1P220-0675-XB	★	★	★	★	8.0	58.0
7.0	8	8.5	0.13	45°	8.5	2	1P220-0700-XB	★	★	★	★	8.0	58.0
7.8	8	9.5	0.13	45°	9.5	2	1P220-0775-XB	★	★	★	★	8.0	58.0
8.0	8	9.5	0.20	45°	9.5	2	1P220-0800-XB	★	★	★	★	8.0	58.0
9.0	10	10.5	0.20	45°	10.5	2	1P220-0900-XB	★	★	★	★	10.0	66.0
9.7	10	11.5	0.20	45°	11.5	2	1P220-0970-XB	★	★	★	★	10.0	66.0
10.0	10	11.5	0.20	45°	11.5	2	1P220-1000-XB	★	★	★	★	10.0	66.0
11.7	12	12.5	0.20	45°	12.5	2	1P220-1170-XB	★	★	★	★	12.0	73.0
12.0	12	12.5	0.20	45°	12.5	2	1P220-1200-XB	★	★	★	★	12.0	73.0
13.7	14	14.5	0.20	45°	14.5	2	1P220-1370-XB	★	★	★	★	14.0	75.0
14.0	14	14.5	0.20	45°	14.5	2	1P220-1400-XB	★	★	★	★	14.0	75.0
15.7	16	16.5	0.20	45°	16.5	2	1P220-1570-XB	★	★	★	★	16.0	82.0
16.0	16	16.5	0.20	45°	16.5	2	1P220-1600-XB	★	★	★	★	16.0	82.0
17.7	18	18.5	0.20	45°	18.5	2	1P220-1770-XB	★	★	★	★	18.0	84.0
18.0	18	18.5	0.20	45°	18.5	2	1P220-1800-XB	★	★	★	★	18.0	84.0
19.7	20	20.5	0.30	45°	20.5	2	1P220-1970-XB	★	★	★	★	20.0	92.0
20.0	20	20.5	0.30	45°	20.5	2	1P220-2000-XB	★	★	★	★	20.0	92.0

A176 A194 E9 E22 E14

Fraise carbure monobloc en bout CoroMill® Plura pour l'ébauche lourde

Multimatières, dureté ≤ 48 HRc

FHA	30°
BSG	DIN 6527 K
TCDC	e8
TCDCON	h6

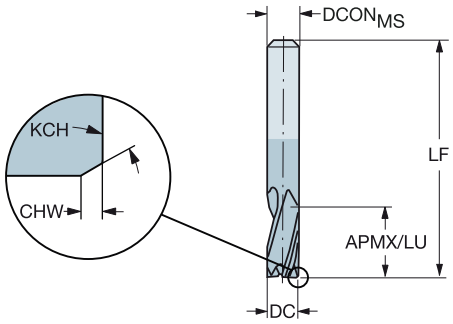

Version métrique

DC	CZC_{MS}	APMX	CHW	KCH	LU	ZEFP	Référence de commande	P 1630	M 1630	K 1630	S 1630	Dimensions, mm $DCON_{MS}$	LF
1.0	3	3.5			3.5	3	1P221-0100-XA	★	★	★	★	3.0	38.0
1.5	3	3.5			3.5	3	1P221-0150-XA	★	★	★	★	3.0	38.0
1.8	6	3.5			3.5	3	1P221-0180-XA	★	★	★	★	6.0	50.0
2.0	6	3.5			3.5	3	1P221-0200-XA	★	★	★	★	6.0	50.0
2.5	6	3.5	0.08	45°	3.5	3	1P221-0250-XA	★	★	★	★	6.0	50.0
2.8	6	4.5	0.08	45°	4.5	3	1P221-0280-XA	★	★	★	★	6.0	50.0
3.0	6	4.5	0.08	45°	4.5	3	1P221-0300-XA	★	★	★	★	6.0	50.0
3.5	6	4.5	0.08	45°	4.5	3	1P221-0350-XA	★	★	★	★	6.0	50.0
3.8	6	5.5	0.08	45°	5.5	3	1P221-0380-XA	★	★	★	★	6.0	54.0
4.0	6	5.5	0.13	45°	5.5	3	1P221-0400-XA	★	★	★	★	6.0	54.0
4.5	6	5.5	0.13	45°	5.5	3	1P221-0450-XA	★	★	★	★	6.0	54.0
4.8	6	6.5	0.13	45°	6.5	3	1P221-0480-XA	★	★	★	★	6.0	54.0
5.0	6	6.5	0.13	45°	6.5	3	1P221-0500-XA	★	★	★	★	6.0	54.0
5.8	6	7.5	0.13	45°	7.5	3	1P221-0575-XA	★	★	★	★	6.0	54.0
6.0	6	7.5	0.13	45°	7.5	3	1P221-0600-XA	★	★	★	★	6.0	54.0
6.8	8	8.5	0.13	45°	8.5	3	1P221-0675-XA	★	★	★	★	8.0	58.0
7.0	8	8.5	0.13	45°	8.5	3	1P221-0700-XA	★	★	★	★	8.0	58.0
7.8	8	9.5	0.13	45°	9.5	3	1P221-0775-XA	★	★	★	★	8.0	58.0
8.0	8	9.5	0.20	45°	9.5	3	1P221-0800-XA	★	★	★	★	8.0	58.0
9.0	10	10.5	0.20	45°	10.5	3	1P221-0900-XA	★	★	★	★	10.0	66.0
9.7	10	11.5	0.20	45°	11.5	3	1P221-0970-XA	★	★	★	★	10.0	66.0
10.0	10	11.5	0.20	45°	11.5	3	1P221-1000-XA	★	★	★	★	10.0	66.0
12.0	12	12.5	0.20	45°	12.5	3	1P221-1200-XA	★	★	★	★	12.0	73.0
14.0	14	14.5	0.20	45°	14.5	3	1P221-1400-XA	★	★	★	★	14.0	75.0
16.0	16	16.5	0.20	45°	16.5	3	1P221-1600-XA	★	★	★	★	16.0	82.0
18.0	18	18.5	0.20	45°	18.5	3	1P221-1800-XA	★	★	★	★	18.0	84.0
20.0	20	20.5	0.30	45°	20.5	3	1P221-2000-XA	★	★	★	★	20.0	92.0

A176 A194 E9 E22 E14

FRE

Fraise carbure monobloc en bout CoroMill® Plura pour l'ébauche lourde

Multimatières, dureté ≤ 48 HRc

FHA	30°
BSG	DIN 6527 K
TCDC	e8
TCDCON	h6

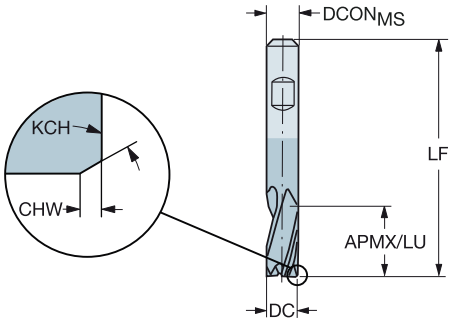

Version métrique

DC	CZC_{MS}	APMX	CHW	KCH	LU	ZEFP	Référence de commande	P 1630	M 1630	K 1630	S 1630	$DCON_{MS}$	LF
								Dimensions, mm					
1.8	6	3.5			3.5	3	1P221-0180-XB	★	★	★	★	6.0	50.0
2.0	6	3.5			3.5	3	1P221-0200-XB	★	★	★	★	6.0	50.0
2.5	6	3.5	0.08	45°	3.5	3	1P221-0250-XB	★	★	★	★	6.0	50.0
2.8	6	4.5	0.08	45°	4.5	3	1P221-0280-XB	★	★	★	★	6.0	50.0
3.0	6	4.5	0.08	45°	4.5	3	1P221-0300-XB	★	★	★	★	6.0	50.0
3.5	6	4.5	0.08	45°	4.5	3	1P221-0350-XB	★	★	★	★	6.0	50.0
3.8	6	5.5	0.08	45°	5.5	3	1P221-0380-XB	★	★	★	★	6.0	54.0
4.0	6	5.5	0.13	45°	5.5	3	1P221-0400-XB	★	★	★	★	6.0	54.0
4.5	6	5.5	0.13	45°	5.5	3	1P221-0450-XB	★	★	★	★	6.0	54.0
4.8	6	6.5	0.13	45°	6.5	3	1P221-0480-XB	★	★	★	★	6.0	54.0
5.0	6	6.5	0.13	45°	6.5	3	1P221-0500-XB	★	★	★	★	6.0	54.0
5.8	6	7.5	0.13	45°	7.5	3	1P221-0575-XB	★	★	★	★	6.0	54.0
6.0	6	7.5	0.13	45°	7.5	3	1P221-0600-XB	★	★	★	★	6.0	54.0
6.8	8	8.5	0.13	45°	8.5	3	1P221-0675-XB	★	★	★	★	8.0	58.0
7.0	8	8.5	0.13	45°	8.5	3	1P221-0700-XB	★	★	★	★	8.0	58.0
7.8	8	9.5	0.13	45°	9.5	3	1P221-0775-XB	★	★	★	★	8.0	58.0
8.0	8	9.5	0.20	45°	9.5	3	1P221-0800-XB	★	★	★	★	8.0	58.0
9.0	10	10.5	0.20	45°	10.5	3	1P221-0900-XB	★	★	★	★	10.0	66.0
9.7	10	11.5	0.20	45°	11.5	3	1P221-0970-XB	★	★	★	★	10.0	66.0
10.0	10	11.5	0.20	45°	11.5	3	1P221-1000-XB	★	★	★	★	10.0	66.0
11.7	12	12.5	0.20	45°	12.5	3	1P221-1170-XB	★	★	★	★	12.0	73.0
12.0	12	12.5	0.20	45°	12.5	3	1P221-1200-XB	★	★	★	★	12.0	73.0
13.7	14	14.5	0.20	45°	14.5	3	1P221-1370-XB	★	★	★	★	14.0	75.0
14.0	14	14.5	0.20	45°	14.5	3	1P221-1400-XB	★	★	★	★	14.0	75.0
15.7	16	16.5	0.20	45°	16.5	3	1P221-1570-XB	★	★	★	★	16.0	82.0
16.0	16	16.5	0.20	45°	16.5	3	1P221-1600-XB	★	★	★	★	16.0	82.0
17.7	18	18.5	0.20	45°	18.5	3	1P221-1770-XB	★	★	★	★	18.0	84.0
18.0	18	18.5	0.20	45°	18.5	3	1P221-1800-XB	★	★	★	★	18.0	84.0
19.7	20	20.5	0.30	45°	20.5	3	1P221-1970-XB	★	★	★	★	20.0	92.0
20.0	20	20.5	0.30	45°	20.5	3	1P221-2000-XB	★	★	★	★	20.0	92.0

A176 A194 E9 E22 E14

Fraise carbure monobloc en bout CoroMill® Plura pour l'ébauche lourde

Multimatières, dureté ≤ 48 HRc

	1P222-XA	1P222-XB
FHA	35°	35°
BSG	DIN 6527 K	DIN 6527 K
TCDC	h10	h10
TCDCON	h6	h6

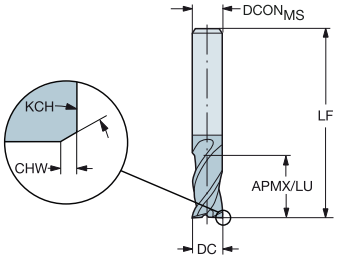

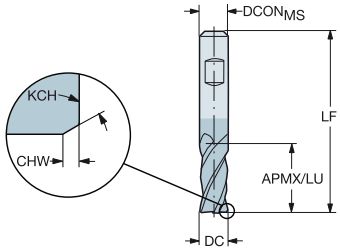

Version métrique

DC	CZC_{MS}	APMX	CHW	KCH	LU	ZEFP	Référence de commande	P 1630	M 1630	K 1630	S 1630	Dimensions, mm $DCON_{MS}$	LF
2.0	6	4.5			4.5	4	1P222-0200-XB	★	★	★	★	6.0	50.0
	6	4.5			4.5	4	1P222-0200-XA	★	★	★	★	6.0	50.0
3.0	6	5.5	0.08	45°	5.0	4	1P222-0300-XB	★	★	★	★	6.0	50.0
	6	5.5	0.08	45°	5.5	4	1P222-0300-XA	★	★	★	★	6.0	50.0
4.0	6	8.5	0.13	45°	8.5	4	1P222-0400-XB	★	★	★	★	6.0	54.0
	6	8.5	0.13	45°	8.5	4	1P222-0400-XA	★	★	★	★	6.0	54.0
5.0	6	9.5	0.13	45°	9.5	4	1P222-0500-XB	★	★	★	★	6.0	54.0
	6	9.5	0.13	45°	9.5	4	1P222-0500-XA	★	★	★	★	6.0	54.0
6.0	6	10.5	0.13	45°	10.5	4	1P222-0600-XB	★	★	★	★	6.0	54.0
	6	10.5	0.13	45°	10.5	4	1P222-0600-XA	★	★	★	★	6.0	54.0
7.0	8	11.5	0.13	45°	11.5	4	1P222-0700-XA	★	★	★	★	8.0	58.0
8.0	8	12.5	0.13	45°	12.5	4	1P222-0800-XB	★	★	★	★	8.0	58.0
	8	12.5	0.13	45°	12.5	4	1P222-0800-XA	★	★	★	★	8.0	58.0
10.0	10	14.5	0.20	45°	14.5	4	1P222-1000-XB	★	★	★	★	10.0	66.0
	10	14.5	0.20	45°	14.5	4	1P222-1000-XA	★	★	★	★	10.0	66.0
12.0	12	16.5	0.20	45°	16.5	4	1P222-1200-XB	★	★	★	★	12.0	73.0
	12	16.5	0.20	45°	16.5	4	1P222-1200-XA	★	★	★	★	12.0	73.0
16.0	16	22.5	0.20	45°	22.5	4	1P222-1600-XB	★	★	★	★	16.0	82.0
	16	22.5	0.20	45°	22.5	4	1P222-1600-XA	★	★	★	★	16.0	82.0
20.0	20	26.5	0.30	45°	26.5	4	1P222-2000-XB	★	★	★	★	20.0	92.0
	20	26.5	0.30	45°	26.5	4	1P222-2000-XA	★	★	★	★	20.0	92.0
25.0	25	32.5	0.30	45°	32.5	4	1P222-2500-XA	★	★	★	★	25.0	121.0

A176 A194 E9 E22 E14

SANDVIK Coromant

Fraise carbure monobloc en bout CoroMill® Plura pour l'ébauche lourde

Multimatières, dureté ≤ 48 HRc

	1P230-XA	1P230-XB
FHA	30°	30°
BSG	DIN 6527 L	DIN 6527 L
TCDCON	h6	h6

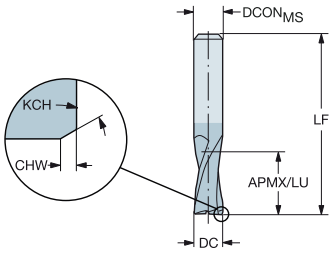

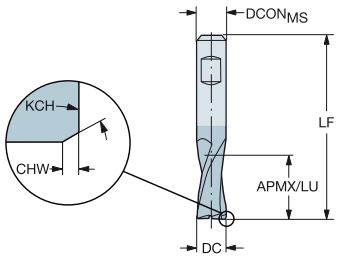

Version métrique

DC	CZC_{MS}	APMX	CHW	KCH	LU	ZEFP	Référence de commande	P 1630	M 1630	K 1630	S 1630	Dimensions, mm $DCON_{MS}$	LF
1.0	3	4.5			4.5	2	1P230-0100-XA	★	★	★	★	3.0	38.0
1.5	3	4.5			4.5	2	1P230-0150-XA	★	★	★	★	3.0	38.0
2.0	6	6.5			6.5	2	1P230-0200-XB	★	★	★	★	6.0	57.0
	6	6.5			6.5	2	1P230-0200-XA	★	★	★	★	6.0	57.0
2.5	6	7.5	0.08	45°	7.5	2	1P230-0250-XB	★	★	★	★	6.0	57.0
	6	7.5	0.08	45°	7.5	2	1P230-0250-XA	★	★	★	★	6.0	57.0
3.0	6	7.5	0.08	45°	7.5	2	1P230-0300-XB	★	★	★	★	6.0	57.0
	6	7.5	0.08	45°	7.5	2	1P230-0300-XA	★	★	★	★	6.0	57.0
3.5	6	7.5	0.08	45°	7.5	2	1P230-0350-XB	★	★	★	★	6.0	57.0
	6	7.5	0.08	45°	7.5	2	1P230-0350-XA	★	★	★	★	6.0	57.0
4.0	6	8.5	0.13	45°	8.5	2	1P230-0400-XB	★	★	★	★	6.0	57.0
	6	8.5	0.13	45°	8.5	2	1P230-0400-XA	★	★	★	★	6.0	57.0
4.5	6	8.5	0.13	45°	8.5	2	1P230-0450-XB	★	★	★	★	6.0	57.0
	6	8.5	0.13	45°	8.5	2	1P230-0450-XA	★	★	★	★	6.0	57.0
5.0	6	10.5	0.13	45°	10.5	2	1P230-0500-XB	★	★	★	★	6.0	57.0
	6	10.5	0.13	45°	10.5	2	1P230-0500-XA	★	★	★	★	6.0	57.0
6.0	6	10.5	0.13	45°	10.5	2	1P230-0600-XB	★	★	★	★	6.0	57.0
	6	10.5	0.13	45°	10.5	2	1P230-0600-XA	★	★	★	★	6.0	57.0
7.0	8	13.5	0.13	45°	13.5	2	1P230-0700-XB	★	★	★	★	8.0	63.0
	8	13.5	0.20	45°	13.5	2	1P230-0700-XA	★	★	★	★	8.0	63.0
8.0	8	16.5	0.20	45°	16.5	2	1P230-0800-XB	★	★	★	★	8.0	63.0
	8	16.5	0.20	45°	16.5	2	1P230-0800-XA	★	★	★	★	8.0	63.0
9.0	10	16.5	0.20	45°	16.5	2	1P230-0900-XB	★	★	★	★	10.0	72.0
	10	16.5	0.20	45°	16.5	2	1P230-0900-XA	★	★	★	★	10.0	72.0
10.0	10	19.5	0.20	45°	19.5	2	1P230-1000-XB	★	★	★	★	10.0	72.0
	10	19.5	0.20	45°	19.5	2	1P230-1000-XA	★	★	★	★	10.0	72.0
11.0	12	22.5	0.20	45°	22.5	2	1P230-1100-XB	★	★	★	★	12.0	83.0
	12	22.5	0.20	45°	22.5	2	1P230-1100-XA	★	★	★	★	12.0	83.0
12.0	12	22.5	0.20	45°	22.5	2	1P230-1200-XB	★	★	★	★	12.0	83.0
	12	22.5	0.20	45°	22.5	2	1P230-1200-XA	★	★	★	★	12.0	83.0
14.0	14	22.5	0.20	45°	22.5	2	1P230-1400-XB	★	★	★	★	14.0	83.0
	14	22.5	0.20	45°	22.5	2	1P230-1400-XA	★	★	★	★	14.0	83.0
16.0	16	26.5	0.20	45°	26.5	2	1P230-1600-XB	★	★	★	★	16.0	92.0
	16	26.5	0.20	45°	26.5	2	1P230-1600-XA	★	★	★	★	16.0	92.0
18.0	18	26.5	0.20	45°	26.5	2	1P230-1800-XB	★	★	★	★	18.0	92.0
	18	26.5	0.20	45°	26.5	2	1P230-1800-XA	★	★	★	★	18.0	92.0
20.0	20	32.5	0.30	45°	32.5	2	1P230-2000-XB	★	★	★	★	20.0	104.0
	20	32.5	0.30	45°	32.5	2	1P230-2000-XA	★	★	★	★	20.0	104.0

A176 A194 E9 E22 E14

Fraise carbure monobloc en bout CoroMill® Plura pour l'ébauche lourde

Multimatières, dureté ≤ 48 HRc

FHA	30°
BSG	DIN 6527 L
TCDCON	h6

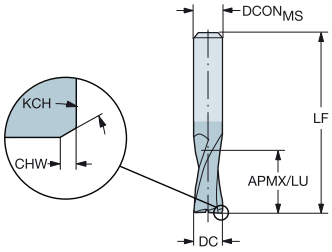

Version en pouces

DC	CZC_{MS}	APMX	CHW	KCH	LU	ZEFP	Référence de commande	P 1630	M 1630	K 1630	S 1630	Dimensions, pouces $DCON_{MS}$	LF
.125	1/8	.313	.003	45°	.313	2	1P230-0318-XA	★	★	★	★	.125	1.500
.188	3/16	.406	.005	45°	.406	2	1P230-0476-XA	★	★	★	★	.188	2.000
.250	1/4	.453	.005	45°	.453	2	1P230-0635-XA	★	★	★	★	.250	2.500
.375	3/8	.687	.008	45°	.687	2	1P230-0953-XA	★	★	★	★	.375	2.500
.500	1/2	.937	.008	45°	.937	2	1P230-1270-XA	★	★	★	★	.500	3.000
.625	5/8	1.125	.008	45°	1.125	2	1P230-1588-XA	★	★	★	★	.625	3.500
.750	3/4	1.219	.012	45°	1.219	2	1P230-1905-XA	★	★	★	★	.750	4.000
1.000	1	1.625	.012	45°	1.625	2	1P230-2540-XA	★	★	★	★	1.000	5.000

A176 A194 E9 E22 E14

Fraise carbure monobloc en bout CoroMill® Plura pour l'ébauche lourde

Multimatières, dureté ≤ 48 HRc

FHA	30°
BSG	DIN 6527 L
TCDCON	h6

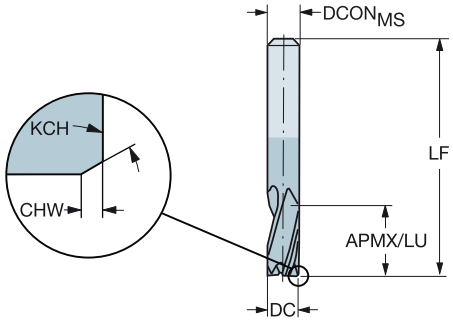

Version métrique

DC	CZC$_{MS}$	APMX	CHW	KCH	LU	ZEFP	Référence de commande	P 1630	M 1630	K 1630	S 1630	Dimensions, mm DCON$_{MS}$	LF
1.0	3	4.5			4.5	3	1P231-0100-XA	★	★	★	★	3.0	38.0
1.5	3	4.5			4.5	3	1P231-0150-XA	★	★	★	★	3.0	38.0
2.0	6	6.5			6.5	3	1P231-0200-XA	★	★	★	★	6.0	57.0
2.5	6	7.5	0.08	45°	7.5	3	1P231-0250-XA	★	★	★	★	6.0	57.0
3.0	6	7.5	0.08	45°	7.5	3	1P231-0300-XA	★	★	★	★	6.0	57.0
3.5	6	7.5	0.08	45°	7.5	3	1P231-0350-XA	★	★	★	★	6.0	57.0
4.0	6	8.5	0.13	45°	8.5	3	1P231-0400-XA	★	★	★	★	6.0	57.0
4.5	6	8.5	0.13	45°	8.5	3	1P231-0450-XA	★	★	★	★	6.0	57.0
5.0	6	10.5	0.13	45°	10.5	3	1P231-0500-XA	★	★	★	★	6.0	57.0
5.5	6	10.5	0.13	45°	10.5	3	1P231-0550-XA	★	★	★	★	6.0	57.0
6.0	6	10.5	0.13	45°	10.5	3	1P231-0600-XA	★	★	★	★	6.0	57.0
6.5	8	13.5	0.13	45°	13.5	3	1P231-0650-XA	★	★	★	★	8.0	63.0
7.0	8	13.5	0.13	45°	13.5	3	1P231-0700-XA	★	★	★	★	8.0	63.0
7.5	8	16.5	0.13	45°	16.5	3	1P231-0750-XA	★	★	★	★	8.0	63.0
8.0	8	16.5	0.20	45°	16.5	3	1P231-0800-XA	★	★	★	★	8.0	63.0
9.0	10	16.5	0.20	45°	16.5	3	1P231-0900-XA	★	★	★	★	10.0	72.0
10.0	10	19.5	0.20	45°	19.5	3	1P231-1000-XA	★	★	★	★	10.0	72.0
11.0	12	22.5	0.20	45°	22.5	3	1P231-1100-XA	★	★	★	★	12.0	83.0
12.0	12	22.5	0.20	45°	22.5	3	1P231-1200-XA	★	★	★	★	12.0	83.0
13.0	14	22.5	0.20	45°	22.5	3	1P231-1300-XA	★	★	★	★	14.0	83.0
14.0	14	22.5	0.20	45°	22.5	3	1P231-1400-XA	★	★	★	★	14.0	83.0
15.0	16	26.5	0.20	45°	26.5	3	1P231-1500-XA	★	★	★	★	16.0	92.0
16.0	16	26.5	0.20	45°	26.5	3	1P231-1600-XA	★	★	★	★	16.0	92.0
18.0	18	26.5	0.20	45°	26.5	3	1P231-1800-XA	★	★	★	★	18.0	92.0
20.0	20	32.5	0.30	45°	32.5	3	1P231-2000-XA	★	★	★	★	20.0	104.0

Version en pouces

DC	CZC$_{MS}$	APMX	CHW	KCH	LU	ZEFP	Référence de commande	P 1630	M 1630	K 1630	S 1630	Dimensions, pouces DCON$_{MS}$	LF
.125	1/8	.313	.003	45°	.313	3	1P231-0318-XA	★	★	★	★	.125	1.500
.188	3/16	.406	.005	45°	.406	3	1P231-0476-XA	★	★	★	★	.188	2.000
.250	1/4	.453	.005	45°	.453	3	1P231-0635-XA	★	★	★	★	.250	2.500
.375	3/8	.687	.008	45°	.687	3	1P231-0953-XA	★	★	★	★	.375	2.500
.500	1/2	.937	.008	45°	.937	3	1P231-1270-XA	★	★	★	★	.500	3.000
.625	5/8	1.125	.008	45°	1.125	3	1P231-1588-XA	★	★	★	★	.625	3.500
.750	3/4	1.219	.012	45°	1.219	3	1P231-1905-XA	★	★	★	★	.750	4.000
1.000	1	1.625	.012	45°	1.625	3	1P231-2540-XA	★	★	★	★	1.000	5.000

A176 A194 E9 E22 E14

Fraise carbure monobloc en bout CoroMill® Plura pour l'ébauche lourde

Multimatières, dureté ≤ 48 HRc

FHA	30°
BSG	DIN 6527 L
TCDCON	h6

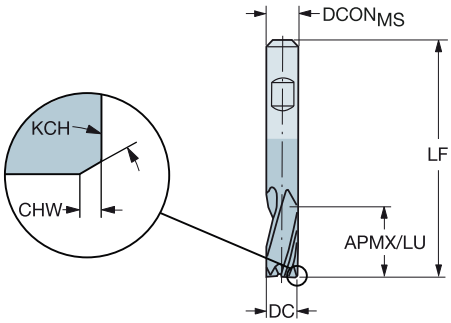

Version métrique

DC	CZC_{MS}	APMX	CHW	KCH	LU	ZEFP	Référence de commande	P 1630	M 1630	K 1630	S 1630	Dimensions, mm $DCON_{MS}$	LF
4.5	6	8.5	0.13	45°	8.5	3	1P231-0450-XB	★	★	★	★	6.0	57.0
5.0	6	10.5	0.13	45°	10.5	3	1P231-0500-XB	★	★	★	★	6.0	57.0
5.5	6	10.5	0.13	45°	10.5	3	1P231-0550-XB	★	★	★	★	6.0	57.0
6.0	6	10.5	0.13	45°	10.5	3	1P231-0600-XB	★	★	★	★	6.0	57.0
6.5	8	13.5	0.13	45°	13.5	3	1P231-0650-XB	★	★	★	★	8.0	63.0
7.0	8	13.5	0.13	45°	13.5	3	1P231-0700-XB	★	★	★	★	8.0	63.0
7.5	8	16.5	0.13	45°	16.5	3	1P231-0750-XB	★	★	★	★	8.0	63.0
8.0	8	16.5	0.20	45°	16.5	3	1P231-0800-XB	★	★	★	★	8.0	63.0
9.0	10	16.5	0.20	45°	16.5	3	1P231-0900-XB	★	★	★	★	10.0	72.0
10.0	10	19.5	0.20	45°	19.5	3	1P231-1000-XB	★	★	★	★	10.0	72.0
11.0	12	22.5	0.20	45°	22.5	3	1P231-1100-XB	★	★	★	★	12.0	83.0
12.0	12	22.5	0.20	45°	22.5	3	1P231-1200-XB	★	★	★	★	12.0	83.0
13.0	14	22.5	0.20	45°	22.5	3	1P231-1300-XB	★	★	★	★	14.0	83.0
14.0	14	22.5	0.20	45°	22.5	3	1P231-1400-XB	★	★	★	★	14.0	83.0
15.0	16	26.5	0.20	45°	26.5	3	1P231-1500-XB	★	★	★	★	16.0	92.0
16.0	16	26.5	0.20	45°	26.5	3	1P231-1600-XB	★	★	★	★	16.0	92.0
18.0	18	26.5	0.20	45°	26.5	3	1P231-1800-XB	★	★	★	★	18.0	92.0
20.0	20	32.5	0.30	45°	32.5	3	1P231-2000-XB	★	★	★	★	20.0	104.0

A176 A194 E9 E22 E14

Fraise carbure monobloc en bout CoroMill® Plura pour l'ébauche lourde

Multimatières, dureté ≤ 48 HRc

	1P240-XA	1P240-XB
FHA	35°	35°
BSG	DIN 6527 L	DIN 6527 L
TCDC	h10	h10
TCDCON	h6	h6

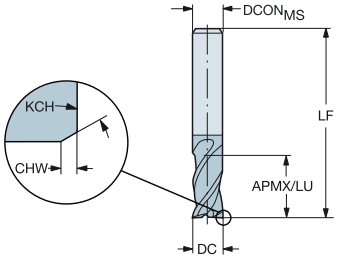

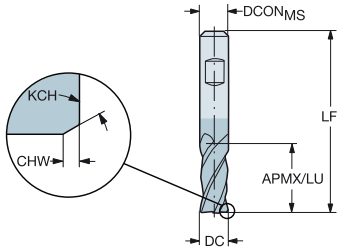

Version métrique

DC	CZC_{MS}	APMX	CHW	KCH	LU	ZEFP	Référence de commande	P 1630	M 1630	K 1630	S 1630	$DCON_{MS}$	LF
												Dimensions, mm	
2.0	6	7.5			7.5	4	1P240-0200-XA	★	★	★	★	6.0	57.0
3.0	6	8.5	0.08	45°	8.5	4	1P240-0300-XA	★	★	★	★	6.0	57.0
3.5	6	10.5	0.08	45°	10.5	4	1P240-0350-XA	★	★	★	★	6.0	57.0
4.0	6	11.5	0.13	45°	11.5	4	1P240-0400-XB	★	★	★	★	6.0	57.0
	6	11.5	0.13	45°	11.5	4	1P240-0400-XA	★	★	★	★	6.0	57.0
4.5	6	11.5	0.13	45°	11.5	4	1P240-0450-XB	★	★	★	★	6.0	57.0
	6	11.5	0.13	45°	11.5	4	1P240-0450-XA	★	★	★	★	6.0	57.0
5.0	6	13.5	0.13	45°	13.5	4	1P240-0500-XB	★	★	★	★	6.0	57.0
	6	13.5	0.13	45°	13.5	4	1P240-0500-XA	★	★	★	★	6.0	57.0
5.5	6	13.5	0.13	45°	13.5	4	1P240-0550-XB	★	★	★	★	6.0	57.0
	6	13.5	0.13	45°	13.5	4	1P240-0550-XA	★	★	★	★	6.0	57.0
6.0	6	13.5	0.13	45°	13.5	4	1P240-0600-XB	★	★	★	★	6.0	57.0
	6	13.5	0.13	45°	13.5	4	1P240-0600-XA	★	★	★	★	6.0	57.0
6.5	8	16.5	0.13	45°	16.5	4	1P240-0650-XA	★	★	★	★	8.0	63.0
7.0	8	16.5	0.13	45°	16.5	4	1P240-0700-XB	★	★	★	★	8.0	63.0
	8	16.5	0.13	45°	16.5	4	1P240-0700-XA	★	★	★	★	8.0	63.0
8.0	8	19.5	0.13	45°	19.5	4	1P240-0800-XB	★	★	★	★	8.0	63.0
	8	19.5	0.13	45°	19.5	4	1P240-0800-XA	★	★	★	★	8.0	63.0
9.0	10	19.5	0.13	45°	19.5	4	1P240-0900-XA	★	★	★	★	10.0	72.0
10.0	10	22.5	0.20	45°	22.5	4	1P240-1000-XB	★	★	★	★	10.0	72.0
	10	22.5	0.20	45°	22.5	4	1P240-1000-XA	★	★	★	★	10.0	72.0
12.0	12	26.5	0.20	45°	26.5	4	1P240-1200-XB	★	★	★	★	12.0	83.0
	12	26.5	0.20	45°	26.5	4	1P240-1200-XA	★	★	★	★	12.0	83.0
14.0	14	26.5	0.20	45°	26.5	4	1P240-1400-XB	★	★	★	★	14.0	83.0
	14	26.5	0.20	45°	26.5	4	1P240-1400-XA	★	★	★	★	14.0	83.0
16.0	16	32.5	0.20	45°	32.5	4	1P240-1600-XB	★	★	★	★	16.0	92.0
	16	32.5	0.20	45°	32.5	4	1P240-1600-XA	★	★	★	★	16.0	92.0
18.0	18	32.5	0.20	45°	32.5	4	1P240-1800-XB	★	★	★	★	18.0	92.0
	18	32.5	0.20	45°	32.5	4	1P240-1800-XA	★	★	★	★	18.0	92.0
20.0	20	38.5	0.30	45°	38.5	4	1P240-2000-XB	★	★	★	★	20.0	104.0
	20	38.5	0.30	45°	38.5	4	1P240-2000-XA	★	★	★	★	20.0	104.0
25.0	25	45.5	0.30	45°	45.5	4	1P240-2500-XB	★	★	★	★	25.0	121.0
	25	45.5	0.30	45°	45.5	4	1P240-2500-XA	★	★	★	★	25.0	121.0

Version en pouces

DC	CZC_{MS}	APMX	CHW	KCH	LU	ZEFP	Référence de commande	P 1630	M 1630	K 1630	S 1630	$DCON_{MS}$	LF
												Dimensions, pouces	
.125	1/8	.359	.003	45°	.359	4	1P240-0318-XA	★	★	★	★	.125	1.500
.188	3/16	.547	.005	45°	.547	4	1P240-0476-XA	★	★	★	★	.188	2.000
.250	1/4	.562	.005	45°	.562	4	1P240-0635-XA	★	★	★	★	.250	2.500
.375	3/8	.844	.008	45°	.844	4	1P240-0953-XA	★	★	★	★	.375	3.000
.500	1/2	1.125	.008	45°	1.125	4	1P240-1270-XA	★	★	★	★	.500	3.500
.625	5/8	1.313	.008	45°	1.313	4	1P240-1588-XA	★	★	★	★	.625	4.000
.750	3/4	1.437	.012	45°	1.437	4	1P240-1905-XA	★	★	★	★	.750	4.000
1.000	1	1.828	.012	45°	1.828	4	1P240-2540-XA	★	★	★	★	1.000	5.000

A176 A194 E9 E22 E14

Fraise carbure monobloc en bout CoroMill® Plura pour l'ébauche lourde

Multimatières, dureté ≤ 48 HRc

	1P250-XA	1P250-XB
FHA	30°	30°
BSG	COROMANT	COROMANT
TCDCON	h6	h6

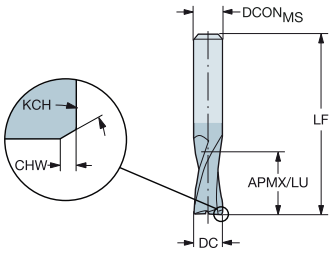

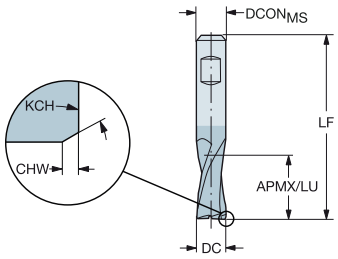

Version métrique

DC	CZC_{MS}	APMX	CHW	KCH	LU	ZEFP	Référence de commande	P 1630	M 1630	K 1630	S 1630	$DCON_{MS}$	LF
								Dimensions, mm					
2.0	6	8.5			8.5	2	1P250-0200-XA	★	★	★	★	6.0	57.0
2.5	6	12.5	0.08	45°	12.5	2	1P250-0250-XA	★	★	★	★	6.0	57.0
3.0	6	12.5	0.08	45°	12.5	2	1P250-0300-XA	★	★	★	★	6.0	57.0
4.0	6	14.5	0.13	45°	14.5	2	1P250-0400-XB	★	★	★	★	6.0	57.0
	6	14.5	0.13	45°	14.5	2	1P250-0400-XA	★	★	★	★	6.0	57.0
5.0	6	16.5	0.13	45°	16.5	2	1P250-0500-XB	★	★	★	★	6.0	57.0
	6	16.5	0.13	45°	16.5	2	1P250-0500-XA	★	★	★	★	6.0	57.0
6.0	6	19.5	0.13	45°	19.5	2	1P250-0600-XB	★	★	★	★	6.0	57.0
	6	19.5	0.13	45°	19.5	2	1P250-0600-XA	★	★	★	★	6.0	57.0
7.0	8	19.5	0.13	45°	19.5	2	1P250-0700-XA	★	★	★	★	8.0	63.0
8.0	8	19.5	0.20	45°	19.5	2	1P250-0800-XB	★	★	★	★	8.0	63.0
	8	19.5	0.20	45°	19.5	2	1P250-0800-XA	★	★	★	★	8.0	63.0
9.0	10	21.5	0.20	45°	21.5	2	1P250-0900-XB	★	★	★	★	10.0	72.0
	10	21.5	0.20	45°	21.5	2	1P250-0900-XA	★	★	★	★	10.0	72.0
10.0	10	22.5	0.20	45°	22.5	2	1P250-1000-XB	★	★	★	★	10.0	72.0
	10	22.5	0.20	45°	22.5	2	1P250-1000-XA	★	★	★	★	10.0	72.0
12.0	12	25.5	0.20	45°	25.5	2	1P250-1200-XB	★	★	★	★	12.0	83.0
	12	25.5	0.20	45°	25.5	2	1P250-1200-XA	★	★	★	★	12.0	83.0
14.0	14	30.5	0.20	45°	30.5	2	1P250-1400-XA	★	★	★	★	14.0	83.0
16.0	16	32.5	0.20	45°	32.5	2	1P250-1600-XB	★	★	★	★	16.0	92.0
	16	32.5	0.20	45°	32.5	2	1P250-1600-XA	★	★	★	★	16.0	92.0
18.0	18	32.5	0.20	45°	32.5	2	1P250-1800-XB	★	★	★	★	18.0	92.0
	18	32.5	0.20	45°	32.5	2	1P250-1800-XA	★	★	★	★	18.0	92.0
20.0	20	38.5	0.30	45°	38.5	2	1P250-2000-XB	★	★	★	★	20.0	104.0
	20	38.5	0.30	45°	38.5	2	1P250-2000-XA	★	★	★	★	20.0	104.0

Version en pouces

DC	CZC_{MS}	APMX	CHW	KCH	LU	ZEFP	Référence de commande	P 1630	M 1630	K 1630	S 1630	$DCON_{MS}$	LF
								Dimensions, pouces					
.125	1/8	.359	.003	45°	.359	2	1P250-0318-XA	★	★	★	★	.125	1.500
.188	3/16	.687	.005	45°	.687	2	1P250-0476-XA	★	★	★	★	.188	2.000
.250	1/4	.813	.005	45°	.813	2	1P250-0635-XA	★	★	★	★	.250	2.500
.375	3/8	.875	.008	45°	.875	2	1P250-0953-XA	★	★	★	★	.375	3.000
.500	1/2	1.188	.008	45°	1.188	2	1P250-1270-XA	★	★	★	★	.500	3.500
.625	5/8	1.484	.008	45°	1.484	2	1P250-1588-XA	★	★	★	★	.625	4.000
.750	3/4	1.687	.012	45°	1.687	2	1P250-1905-XA	★	★	★	★	.750	4.000
1.000	1	2.250	.012	45°	2.250	2	1P250-2540-XA	★	★	★	★	1.000	5.000

A176 A194 E9 E22 E14

SANDVIK Coromant

FRE

Fraise carbure monobloc en bout CoroMill® Plura pour l'ébauche lourde

Multimatières, dureté ≤ 48 HRc

	1P251-XA	1P251-XB
FHA	30°	30°
BSG	COROMANT	COROMANT
TCDCON	h6	h6

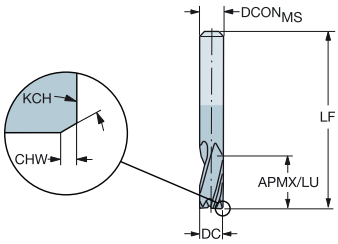

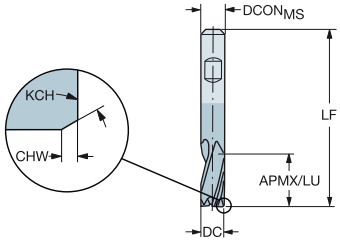

Version métrique

DC	CZC_{MS}	APMX	CHW	KCH	LU	ZEFP	Référence de commande	P 1630	M 1630	K 1630	S 1630	Dimensions, mm $DCON_{MS}$	LF
2.0	6	8.5			8.5	3	1P251-0200-XA	★	★	★	★	6.0	57.0
2.5	6	12.5	0.08	45°	12.5	3	1P251-0250-XA	★	★	★	★	6.0	57.0
3.0	6	12.5	0.08	45°	12.5	3	1P251-0300-XA	★	★	★	★	6.0	57.0
4.0	6	14.5	0.13	45°	14.5	3	1P251-0400-XB	★	★	★	★	6.0	57.0
	6	14.5	0.13	45°	14.5	3	1P251-0400-XA	★	★	★	★	6.0	57.0
5.0	6	16.5	0.13	45°	16.5	3	1P251-0500-XB	★	★	★	★	6.0	57.0
	6	16.5	0.13	45°	16.5	3	1P251-0500-XA	★	★	★	★	6.0	57.0
6.0	6	19.5	0.13	45°	19.5	3	1P251-0600-XB	★	★	★	★	6.0	57.0
	6	19.5	0.13	45°	19.5	3	1P251-0600-XA	★	★	★	★	6.0	57.0
7.0	8	19.5	0.13	45°	19.5	3	1P251-0700-XA	★	★	★	★	8.0	63.0
8.0	8	19.5	0.20	45°	19.5	3	1P251-0800-XB	★	★	★	★	8.0	63.0
	8	19.5	0.20	45°	19.5	3	1P251-0800-XA	★	★	★	★	8.0	63.0
9.0	10	21.5	0.20	45°	21.5	3	1P251-0900-XA	★	★	★	★	10.0	72.0
10.0	10	22.5	0.20	45°	22.5	3	1P251-1000-XB	★	★	★	★	10.0	72.0
	10	22.5	0.20	45°	22.5	3	1P251-1000-XA	★	★	★	★	10.0	72.0
12.0	12	25.5	0.20	45°	25.5	3	1P251-1200-XB	★	★	★	★	12.0	83.0
	12	25.5	0.20	45°	25.5	3	1P251-1200-XA	★	★	★	★	12.0	83.0
14.0	14	30.5	0.20	45°	30.5	3	1P251-1400-XA	★	★	★	★	14.0	83.0
16.0	16	32.5	0.20	45°	32.5	3	1P251-1600-XB	★	★	★	★	16.0	92.0
	16	32.5	0.20	45°	32.5	3	1P251-1600-XA	★	★	★	★	16.0	92.0
18.0	18	32.5	0.20	45°	32.5	3	1P251-1800-XB	★	★	★	★	18.0	92.0
	18	32.5	0.20	45°	32.5	3	1P251-1800-XA	★	★	★	★	18.0	92.0
20.0	20	38.5	0.30	45°	38.5	3	1P251-2000-XB	★	★	★	★	20.0	104.0
	20	38.5	0.30	45°	38.5	3	1P251-2000-XA	★	★	★	★	20.0	104.0

A176 A194 E9 E22 E14

Fraise carbure monobloc en bout CoroMill® Plura pour l'ébauche lourde

Multimatières, dureté ≤ 48 HRc

	1P260-XA	1P260-XB
FHA	30°	30°
BSG	COROMANT	COROMANT
TCDC	h10	h10
TCDCON	h6	h6

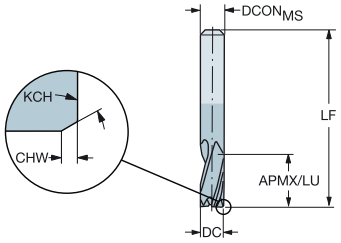

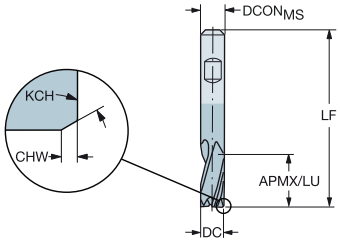

Version métrique

DC	CZC_{MS}	APMX	CHW	KCH	LU	ZEFP	Référence de commande	P 1620	M 1620	K 1620	S 1620	Dimensions, mm $DCON_{MS}$	LF
1.0	3	4.0			4.0	3	1P260-0100-XA	★	★	★	★	3.0	38.0
1.5	3	6.0			6.0	3	1P260-0150-XA	★	★	★	★	3.0	38.0
2.0	3	8.0			8.0	3	1P260-0200-XA	★	★	★	★	3.0	38.0
3.0	3	12.0			12.0	3	1P260-0300-XA	★	★	★	★	3.0	38.0
4.0	4	14.0			14.0	3	1P260-0400-XA	★	★	★	★	4.0	50.0
5.0	6	16.0			16.0	3	1P260-0500-XB	★	★	★	★	6.0	57.0
	6	16.0			16.0	3	1P260-0500-XA	★	★	★	★	6.0	57.0
6.0	6	22.0			22.0	3	1P260-0600-XB	★	★	★	★	6.0	65.0
	6	22.0			22.0	3	1P260-0600-XA	★	★	★	★	6.0	65.0
8.0	8	28.0			28.0	3	1P260-0800-XB	★	★	★	★	8.0	80.0
	8	28.0			28.0	3	1P260-0800-XA	★	★	★	★	8.0	80.0
10.0	10	32.0	0.10	45°	32.0	3	1P260-1000-XB	★	★	★	★	10.0	100.0
	10	32.0	0.10	45°	32.0	3	1P260-1000-XA	★	★	★	★	10.0	100.0
12.0	12	38.0	0.10	45°	38.0	3	1P260-1200-XB	★	★	★	★	12.0	100.0
	12	38.0	0.10	45°	38.0	3	1P260-1200-XA	★	★	★	★	12.0	100.0
16.0	16	50.0	0.15	45°	50.0	3	1P260-1600-XB	★	★	★	★	16.0	115.0
	16	50.0	0.15	45°	50.0	3	1P260-1600-XA	★	★	★	★	16.0	115.0
20.0	20	50.0	0.15	45°	50.0	3	1P260-2000-XB	★	★	★	★	20.0	125.0
	20	50.0	0.15	45°	50.0	3	1P260-2000-XA	★	★	★	★	20.0	125.0

Version en pouces

DC	CZC_{MS}	APMX	CHW	KCH	LU	ZEFP	Référence de commande	P 1620	M 1620	K 1620	S 1620	Dimensions, pouces $DCON_{MS}$	LF
.125	1/8	.500			.500	3	1P260-0318-XA	★	★	★	★	.125	2.000
.188	3/16	.625			.625	3	1P260-0476-XA	★	★	★	★	.188	2.000
.250	1/4	.937			.937	3	1P260-0635-XA	★	★	★	★	.250	2.500
.375	3/8	1.219	.004	45°	1.219	3	1P260-0953-XA	★	★	★	★	.375	3.000
.500	1/2	1.594	.004	45°	1.594	3	1P260-1270-XA	★	★	★	★	.500	3.500
.625	5/8	1.938	.006	45°	1.938	3	1P260-1588-XA	★	★	★	★	.625	4.000
.750	3/4	2.313	.006	45°	2.313	3	1P260-1905-XA	★	★	★	★	.750	5.000
1.000	1	2.500	.010	45°	2.500	3	1P260-2540-XA	★	★	★	★	1.000	6.000

A176 A194 E9 E22 E14

SANDVIK Coromant

Fraise en bout carbure monobloc CoroMill® Plura pour la semi-ébauche

Quand l'utiliser

Coupes en douceur

Pour les matières tendres grâce à sa géométrie vive optimisée

Résolution des problèmes dans les opérations de ramping

4 goujures pour de bonnes opérations de finition

Matière ISO	P	M	K	S
Nuance	1620	1630		
Manche	Weldon		Cylindrique	

Gamme de produits

Multimatières, dureté ≤ 48 HRc

Fraise en bout carbure monobloc CoroMill® Plura pour la semi-ébauche

Multimatières, dureté ≤ 48 HRc

	1P330-XA	1P330-XB
FHA	45°	45°
BSG	DIN 6527 L	DIN 6527 L
TCDC	h10	h10
TCDCON	h6	h6

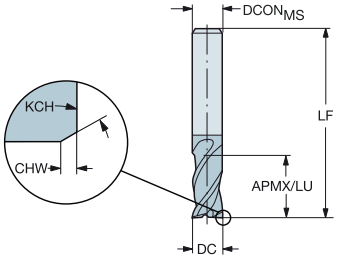

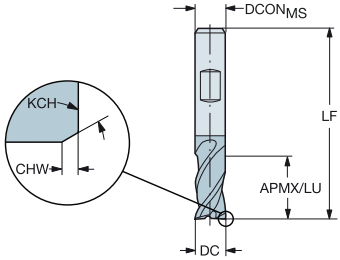

Version métrique

DC	CZC_{MS}	APMX	CHW	KCH	LU	ZEFP	Référence de commande	P 1620	M 1620	K 1620	S 1620	Dimensions, mm $DCON_{MS}$	LF
2.0	6	6.0			6.0	3	1P330-0200-XB	★	★	★	★	6.0	57.0
	6	6.0			6.0	3	1P330-0200-XA	★	★	★	★	6.0	57.0
3.0	6	7.0			7.0	3	1P330-0300-XB	★	★	★	★	6.0	57.0
	6	7.0			7.0	3	1P330-0300-XA	★	★	★	★	6.0	57.0
4.0	6	8.0	0.10	45°	8.0	3	1P330-0400-XB	★	★	★	★	6.0	57.0
	6	8.0	0.10	45°	8.0	3	1P330-0400-XA	★	★	★	★	6.0	57.0
5.0	6	10.0	0.10	45°	10.0	3	1P330-0500-XB	★	★	★	★	6.0	57.0
	6	10.0	0.10	45°	10.0	3	1P330-0500-XA	★	★	★	★	6.0	57.0
6.0	6	10.0	0.10	45°	10.0	3	1P330-0600-XB	★	★	★	★	6.0	57.0
	6	10.0	0.10	45°	10.0	3	1P330-0600-XA	★	★	★	★	6.0	57.0
7.0	8	13.0	0.10	45°	13.0	3	1P330-0700-XA	★	★	★	★	8.0	63.0
8.0	8	16.0	0.10	45°	16.0	3	1P330-0800-XB	★	★	★	★	8.0	63.0
	8	16.0	0.10	45°	16.0	3	1P330-0800-XA	★	★	★	★	8.0	63.0
9.0	10	16.0	0.10	45°	16.0	3	1P330-0900-XB	★	★	★	★	10.0	72.0
	10	16.0	0.10	45°	16.0	3	1P330-0900-XA	★	★	★	★	10.0	72.0
10.0	10	19.0	0.10	45°	19.0	3	1P330-1000-XB	★	★	★	★	10.0	72.0
	10	19.0	0.10	45°	19.0	3	1P330-1000-XA	★	★	★	★	10.0	72.0
12.0	12	22.0	0.10	45°	22.0	3	1P330-1200-XB	★	★	★	★	12.0	83.0
	12	22.0	0.10	45°	22.0	3	1P330-1200-XA	★	★	★	★	12.0	83.0
14.0	14	22.0	0.15	45°	22.0	3	1P330-1400-XB	★	★	★	★	14.0	83.0
	14	22.0	0.15	45°	22.0	3	1P330-1400-XA	★	★	★	★	14.0	83.0
16.0	16	26.0	0.15	45°	26.0	3	1P330-1600-XB	★	★	★	★	16.0	92.0
	16	26.0	0.15	45°	26.0	3	1P330-1600-XA	★	★	★	★	16.0	92.0
18.0	18	26.0	0.15	45°	26.0	3	1P330-1800-XB	★	★	★	★	18.0	92.0
	18	26.0	0.15	45°	26.0	3	1P330-1800-XA	★	★	★	★	18.0	92.0
20.0	20	32.0	0.15	45°	32.0	3	1P330-2000-XB	★	★	★	★	20.0	104.0
	20	32.0	0.15	45°	32.0	3	1P330-2000-XA	★	★	★	★	20.0	104.0

A176 A194 E9 E22 E14

SANDVIK Coromant

Fraise en bout carbure monobloc CoroMill® Plura pour la semi-ébauche

Multimatières, dureté ≤ 48 HRc

	1P341-XA	1P341-XB
FHA	45°	45°
BSG	DIN 6527 L	DIN 6527 L
TCDC	h10	h10
TCDCON	h6	h6

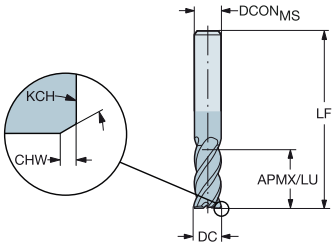

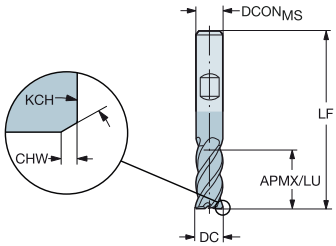

Version métrique

DC	CZC_{MS}	APMX	CHW	KCH	LU	ZEFP	Référence de commande	P 1620	P 1630	M 1620	M 1630	K 1620	K 1630	S 1620	S 1630	$DCON_{MS}$	LF
2.0	6	7.0			7.0	4	1P341-0200-XA	★	★	★	★	★	★	★	★	6.0	57.0
3.0	6	8.0			8.0	4	1P341-0300-XA	★	★	★	★	★	★	★	★	6.0	57.0
4.0	6	11.0	0.10	45°	11.0	4	1P341-0400-XA	★	★	★	★	★	★	★	★	6.0	57.0
5.0	6	13.0	0.10	45°	13.0	4	1P341-0500-XA	★	★	★	★	★	★	★	★	6.0	57.0
6.0	6	13.0	0.10	45°	13.0	4	1P341-0600-XB		★		★		★		★	6.0	57.0
	6	13.0	0.10	45°	13.0	4	1P341-0600-XA	★	★	★	★	★	★	★	★	6.0	57.0
8.0	8	19.0	0.10	45°	19.0	4	1P341-0800-XB		★		★		★		★	8.0	63.0
	8	19.0	0.10	45°	19.0	4	1P341-0800-XA	★	★	★	★	★	★	★	★	8.0	63.0
10.0	10	22.0	0.10	45°	22.0	4	1P341-1000-XB		★		★		★		★	10.0	72.0
	10	22.0	0.10	45°	22.0	4	1P341-1000-XA	★	★	★	★	★	★	★	★	10.0	72.0
12.0	12	26.0	0.10	45°	26.0	4	1P341-1200-XB		★		★		★		★	12.0	83.0
	12	26.0	0.10	45°	26.0	4	1P341-1200-XA	★	★	★	★	★	★	★	★	12.0	83.0
14.0	14	26.0	0.15	45°	26.0	4	1P341-1400-XB		★		★		★		★	14.0	83.0
	14	26.0	0.15	45°	26.0	4	1P341-1400-XA	★	★	★	★	★	★	★	★	14.0	83.0
16.0	16	32.0	0.15	45°	32.0	4	1P341-1600-XB		★		★		★		★	16.0	92.0
	16	32.0	0.15	45°	32.0	4	1P341-1600-XA	★	★	★	★	★	★	★	★	16.0	92.0
18.0	18	32.0	0.15	45°	32.0	5	1P341-1800-XA	★	★	★	★	★	★	★	★	18.0	92.0
20.0	20	38.0	0.15	45°	38.0	5	1P341-2000-XB		★		★		★		★	20.0	104.0
	20	38.0	0.15	45°	38.0	5	1P341-2000-XA	★	★	★	★	★	★	★	★	20.0	104.0

Version en pouces

DC	CZC_{MS}	APMX	CHW	KCH	LU	ZEFP	Référence de commande	P 1630	M 1630	K 1630	S 1630	$DCON_{MS}$	LF
.125	1/8	.313			.313	4	1P341-0318-XA	★	★	★	★	.125	1.500
.188	3/16	.469	.004	45°	.469	4	1P341-0476-XA	★	★	★	★	.188	2.000
.250	1/4	.531	.004	45°	.531	4	1P341-0635-XA	★	★	★	★	.250	2.500
.375	3/8	.844	.006	45°	.844	4	1P341-0953-XA	★	★	★	★	.375	3.000
.500	1/2	1.094	.006	45°	1.094	4	1P341-1270-XA	★	★	★	★	.500	3.500
.625	5/8	1.313	.010	45°	1.313	5	1P341-1588-XA	★	★	★	★	.625	4.000
.750	3/4	1.563	.010	45°	1.563	5	1P341-1905-XA	★	★	★	★	.750	4.000
1.000	1	2.094	.010	45°	2.094	5	1P341-2540-XA	★	★	★	★	1.000	5.000

A176 A194 E9 E22 E14

Fraise en bout carbure monobloc CoroMill® Plura pour la semi-ébauche

Multimatières, dureté ≤ 48 HRc

FHA	45°
BSG	COROMANT
TCDC	h10
TCDCON	h6

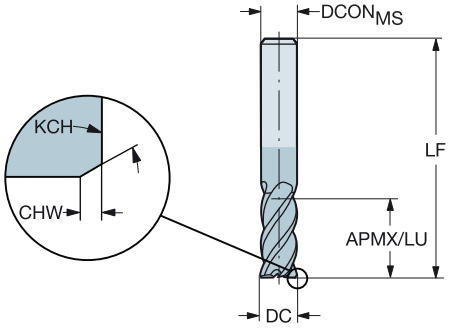

Version métrique

DC	CZC_{MS}	APMX	CHW	KCH	LU	ZEFP	Référence de commande	P 1620	M 1620	K 1620	S 1620	$DCON_{MS}$	LF
6.0	6	22.0	0.10	45°	22.0	4	1P360-0600-XA	★	★	★	★	6.0	65.0
8.0	8	28.0	0.10	45°	28.0	4	1P360-0800-XA	★	★	★	★	8.0	80.0
10.0	10	32.0	0.10	45°	32.0	4	1P360-1000-XA	★	★	★	★	10.0	100.0
12.0	12	40.0	0.10	45°	40.0	4	1P360-1200-XA	★	★	★	★	12.0	100.0
14.0	14	50.0	0.15	45°	50.0	4	1P360-1400-XA	★	★	★	★	14.0	104.0
16.0	16	50.0	0.15	45°	50.0	5	1P360-1600-XA	★	★	★	★	16.0	115.0
20.0	20	55.0	0.15	45°	55.0	5	1P360-2000-XA	★	★	★	★	20.0	125.0
	20	75.0	0.15	45°	75.0	6	1P370-2000-XA	★	★	★	★	20.0	145.0
25.0	25	90.0	0.15	45°	90.0	8	1P360-2500-XA	★	★	★	★	25.0	153.0

Dimensions, mm

Version en pouces

DC	CZC_{MS}	APMX	CHW	KCH	LU	ZEFP	Référence de commande	P 1620	M 1620	K 1620	S 1620	$DCON_{MS}$	LF
.125	1/8	.500	.004	45°	.500	4	1P360-0318-XA	★	★	★	★	.125	2.000
.188	3/16	.750	.004	45°	.750	4	1P360-0476-XA	★	★	★	★	.188	2.500
.250	1/4	.875	.004	45°	.875	4	1P360-0635-XA	★	★	★	★	.250	2.500
.375	3/8	1.219	.004	45°	1.219	4	1P360-0953-XA	★	★	★	★	.375	4.000
.500	1/2	1.687	.006	45°	1.687	4	1P360-1270-XA	★	★	★	★	.500	4.000
.625	5/8	2.000	.006	45°	2.000	5	1P360-1588-XA	★	★	★	★	.625	5.000
.750	3/4	2.344	.006	45°	2.344	5	1P360-1905-XA	★	★	★	★	.750	5.000
1.000	1	3.609	.010	45°	3.609	8	1P360-2540-XA	★	★	★	★	1.000	7.000

Dimensions, pouces

A176 A194 E9 E22 E14

Fraise carbure monobloc en bout CoroMill® Plura pour l'ébauche avec brise-copeaux

Quand l'utiliser

Lorsque de petits copeaux sont nécessaires

Résolution des problèmes en cas d'instabilité

Matière ISO	P M K S
Nuance	1640
Manche	Cylindrique Weldon

Gamme de produits

Pour les aciers inoxydables et les aciers

Matières ISO S

Fraise carbure monobloc en bout CoroMill® Plura pour l'ébauche avec brise-copeaux

Multimatières, dureté ≤ 48 HRc

FHA 37°
BSG DIN 6527 L
TCDC h12
TCDCON h6

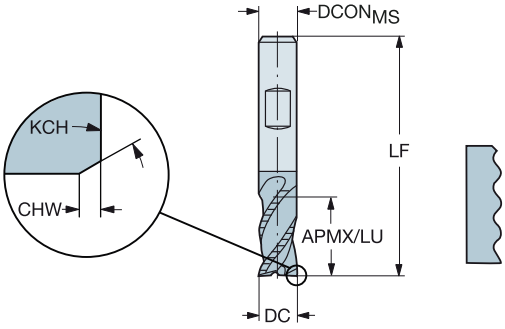

Version métrique

DC	CZC$_{MS}$	APMX	CHW	KCH	LU	ZEFP	Référence de commande	P 1640	M 1640	K 1640	S 1640	DCON$_{MS}$	LF
								Dimensions, mm					
6.0	6	13.0	0.50	55°	13.0	4	1P340-0600-XB	★	★	★	★	6.0	57.0
8.0	8	19.0	0.64	55°	19.0	4	1P340-0800-XB	★	★	★	★	8.0	63.0
10.0	10	22.0	0.71	55°	22.0	4	1P340-1000-XB	★	★	★	★	10.0	72.0
12.0	12	26.0	0.71	55°	26.0	4	1P340-1200-XB	★	★	★	★	12.0	83.0
14.0	14	26.0	0.71	55°	26.0	4	1P340-1400-XB	★	★	★	★	14.0	83.0
16.0	16	32.0	0.79	55°	32.0	4	1P340-1600-XB	★	★	★	★	16.0	92.0
18.0	18	32.0	0.71	55°	32.0	4	1P340-1800-XB	★	★	★	★	18.0	92.0
20.0	20	38.0	0.89	55°	38.0	4	1P340-2000-XB	★	★	★	★	20.0	104.0

FHA 37°
BSG INTERNAL
TCDC h12
TCDCON h6

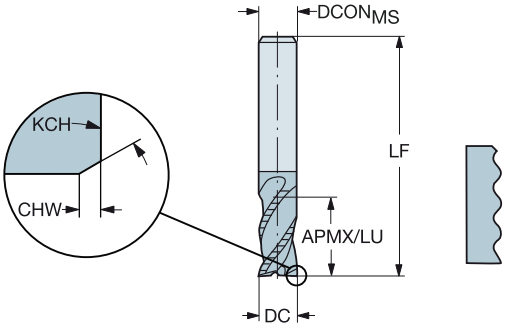

Version en pouces

DC	CZC$_{MS}$	APMX	CHW	KCH	LU	ZEFP	Référence de commande	P 1640	M 1640	K 1640	S 1640	DCON$_{MS}$	LF
								Dimensions, pouces					
.250	1/4	.531	.020	55°	.531	4	1P340-0635-XA	★	★	★	★	.250	2.500
.375	3/8	.844	.026	55°	.844	4	1P340-0953-XA	★	★	★	★	.375	3.000
.500	1/2	1.094	.028	55°	1.094	4	1P340-1270-XA	★	★	★	★	.500	3.500
.625	5/8	1.313	.028	55°	1.313	4	1P340-1588-XA	★	★	★	★	.625	4.000
.750	3/4	1.563	.031	55°	1.563	4	1P340-1905-XA	★	★	★	★	.750	4.000
1.000	1	2.094	.044	55°	2.094	4	1P340-2540-XA	★	★	★	★	1.000	5.000

A176 A194 E9 E22 E14

SANDVIK Coromant

Fraise à bout sphérique CoroMill® Plura carbure monobloc pour le profilage

Quand l'utiliser

Opération de profilage de différentes formes : il suffit de choisir la bonne nuance et la bonne forme pour l'opération

Matière ISO	P M K S
Nuance	1630 1620
Manche	Cylindrique

Fraise à bout sphérique CoroMill® Plura carbure monobloc pour le profilage

Multimatières, dureté ≤ 48 HRc

FHA	30°
BSG	COROMANT
TCDC	h7
TCDCON	h5
PSIR	0°

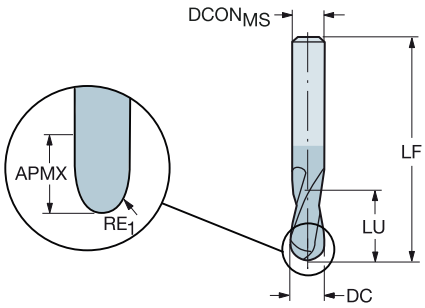

Version métrique

DC	CZCMS	APMX	RE1	LU	ZEFP	Référence de commande	P 1630	M 1630	K 1630	S 1630	Dimensions, mm DCONMS	LF
1.0	3	3.0	0.50	3.0	2	1B230-0100-XA	★	★	★	★	3.0	38.0
1.5	3	3.0	0.75	3.0	2	1B230-0150-XA	★	★	★	★	3.0	38.0
2.0	3	6.0	1.00	6.0	2	1B230-0200-XA	★	★	★	★	3.0	38.0
2.5	3	7.0	1.25	7.0	2	1B230-0250-XA	★	★	★	★	3.0	38.0
3.0	3	7.0	1.50	7.0	2	1B230-0300-XA	★	★	★	★	3.0	38.0
4.0	6	8.0	2.00	8.0	2	1B230-0400-XA	★	★	★	★	6.0	57.0
5.0	6	10.0	2.50	10.0	2	1B230-0500-XA	★	★	★	★	6.0	57.0
6.0	6	10.0	3.00	10.0	2	1B230-0600-XA	★	★	★	★	6.0	57.0
7.0	8	13.0	3.50	13.0	2	1B230-0700-XA	★	★	★	★	8.0	63.0
8.0	8	16.0	4.00	16.0	2	1B230-0800-XA	★	★	★	★	8.0	63.0
9.0	10	16.0	4.50	16.0	2	1B230-0900-XA	★	★	★	★	10.0	72.0
10.0	10	19.0	5.00	19.0	2	1B230-1000-XA	★	★	★	★	10.0	72.0
12.0	12	22.0	6.00	22.0	2	1B230-1200-XA	★	★	★	★	12.0	83.0
14.0	14	22.0	7.00	22.0	2	1B230-1400-XA	★	★	★	★	14.0	83.0
16.0	16	26.0	8.00	26.0	2	1B230-1600-XA	★	★	★	★	16.0	92.0
18.0	18	26.0	9.00	26.0	2	1B230-1800-XA	★	★	★	★	18.0	92.0
20.0	20	32.0	10.00	32.0	2	1B230-2000-XA	★	★	★	★	20.0	104.0

A177 A194 E9 E22 E14

SANDVIK Coromant

Fraise à bout sphérique CoroMill® Plura carbure monobloc pour le profilage

Multimatières, dureté ≤ 48 HRc

FHA	30°
BSG	COROMANT
TCDC	h9
TCDCON	h6
PSIR	0°

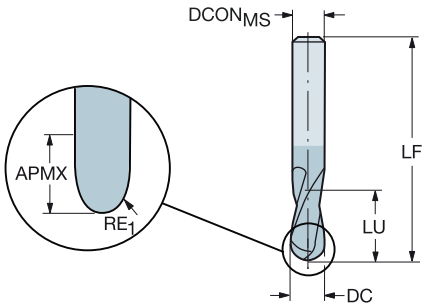

Version en pouces

DC	CZC$_{MS}$	APMX	RE$_1$	LU	ZEFP	Référence de commande	P 1620	M 1620	K 1620	S 1620	Dimensions, pouces DCON$_{MS}$	LF
.063	1/4	.125	.031	.125	2	1B231-0159-XA	★	★	★	★	.250	3.000
	1/4	.125	.031	.125	2	1B232-0159-XA	★	★	★	★	.250	2.000
.094	1/4	.188	.047	.188	2	1B231-0238-XA	★	★	★	★	.250	3.000
	1/4	.188	.047	.188	2	1B232-0238-XA	★	★	★	★	.250	2.000
.125	1/4	.250	.063	.250	2	1B231-0318-XA	★	★	★	★	.250	3.000
	1/4	.250	.063	.250	2	1B232-0318-XA	★	★	★	★	.250	2.000
.156	1/4	.313	.078	.313	2	1B231-0397-XA	★	★	★	★	.250	3.000
	1/4	.313	.078	.313	2	1B232-0397-XA	★	★	★	★	.250	2.000
.187	1/4	.375	.094	.375	2	1B231-0476-XA	★	★	★	★	.250	3.000
	1/4	.375	.094	.375	2	1B232-0476-XA	★	★	★	★	.250	2.000
.250	1/4	.500	.125	.500	2	1B231-0635-XA	★	★	★	★	.250	3.000
	1/4	.500	.125	.500	2	1B232-0635-XA	★	★	★	★	.250	2.000
.313	3/8	.625	.156	.625	2	1B231-0794-XA	★	★	★	★	.375	3.500
	3/8	.625	.156	.625	2	1B232-0794-XA	★	★	★	★	.375	2.500
.375	3/8	.750	.188	.750	2	1B231-0953-XA	★	★	★	★	.375	3.500
	3/8	.750	.188	.750	2	1B232-0953-XA	★	★	★	★	.375	2.500
.500	1/2	1.000	.250	1.000	2	1B231-1270-XA	★	★	★	★	.500	4.000
	1/2	1.000	.250	1.000	2	1B232-1270-XA	★	★	★	★	.500	3.000
.625	5/8	1.250	.313	1.250	2	1B232-1588-XA	★	★	★	★	.625	3.500
.750	3/4	1.500	.375	1.500	2	1B232-1905-XA	★	★	★	★	.750	4.000

A177 A194 E9 E22 E14

Fraise à bout sphérique CoroMill® Plura carbure monobloc pour le profilage

Multimatières, dureté ≤ 48 HRc

FHA	30°
BSG	COROMANT
TCDC	h8
TCDCON	h6
PSIR	0°

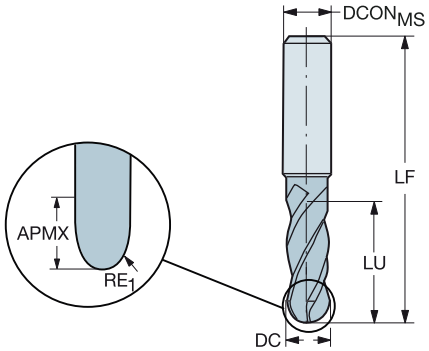

Version métrique

DC	CZC_{MS}	APMX	RE_1	LU	ZEFP	Référence de commande	P 1630	M 1630	K 1630	S 1630	Dimensions, mm $DCON_{MS}$	LF
3.0	6	8.0	1.50	8.0	4	1B240-0300-XA	★	★	★	★	6.0	80.0
4.0	6	11.0	2.00	11.0	4	1B240-0400-XA	★	★	★	★	6.0	80.0
5.0	6	13.0	2.50	13.0	4	1B240-0500-XA	★	★	★	★	6.0	80.0
6.0	6	13.0	3.00	13.0	4	1B240-0600-XA	★	★	★	★	6.0	80.0
7.0	8	16.0	3.50	16.0	4	1B240-0700-XA	★	★	★	★	8.0	100.0
8.0	8	19.0	4.00	19.0	4	1B240-0800-XA	★	★	★	★	8.0	100.0
10.0	10	22.0	5.00	22.0	4	1B240-1000-XA	★	★	★	★	10.0	100.0
12.0	12	26.0	6.00	26.0	4	1B240-1200-XA	★	★	★	★	12.0	100.0
16.0	16	32.0	8.00	32.0	4	1B240-1600-XA	★	★	★	★	16.0	100.0
20.0	20	38.0	10.00	38.0	4	1B240-2000-XA	★	★	★	★	20.0	125.0

Version en pouces

DC	CZC_{MS}	APMX	RE_1	LU	ZEFP	Référence de commande	P 1630	M 1630	K 1630	S 1630	Dimensions, pouces $DCON_{MS}$	LF
.063	1/4	.125	.031	.125	4	1B240-0159-XA	★	★	★	★	.250	3.000
.094	1/4	.188	.047	.188	4	1B240-0238-XA	★	★	★	★	.250	3.000
.125	1/4	.250	.063	.250	4	1B240-0318-XA	★	★	★	★	.250	3.000
.156	1/4	.313	.078	.313	4	1B240-0397-XA	★	★	★	★	.250	3.000
.187	1/4	.375	.094	.375	4	1B240-0476-XA	★	★	★	★	.250	3.000
.250	1/4	.500	.125	.500	4	1B240-0635-XA	★	★	★	★	.250	3.000
.313	3/8	.625	.156	.625	4	1B240-0794-XA	★	★	★	★	.375	3.500
.375	3/8	.750	.188	.750	4	1B240-0953-XA	★	★	★	★	.375	3.500
.500	1/2	1.000	.250	1.000	4	1B240-1270-XA	★	★	★	★	.500	4.000

A177 A194 E9 E22 E14

SANDVIK Coromant

Fraise en bout carbure monobloc CoroMill® Plura pour le fraisage de chanfreins

Quand l'utiliser

Usinage de chanfreins avec un seul et même outil dans plusieurs matières

Angles de chanfreins à 45 et 60 degrés

Matière ISO	P M K S H
Nuance	1620
Manche	Cylindrique Weldon



Fraise en bout carbure monobloc CoroMill® Plura pour le fraisage de chanfreins

Multimatières, dureté ≤ 48 HRc

BSG TCDCON

1C050-XA
COROMANT
h6

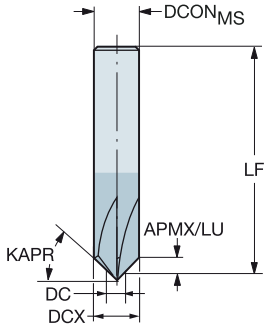

1C050-XB
COROMANT
h6

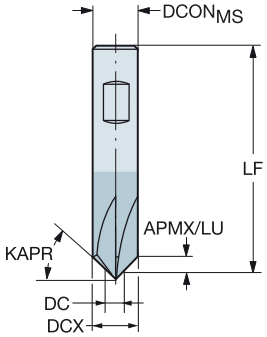

Version métrique

KAPR	CZC_{MS}	APMX	LU	ZEFP	Référence de commande	P 1620	M 1620	K 1620	S 1620	H 1620	Dimensions, mm $DCON_{MS}$	DC	DCX	LF
45°	10.0	4.25	4.25	4	**1C050-0150-045-XB**	★	★	★	★	★	10.00	1.50	10.0	99.20
45°	12.0	4.50	4.50	6	**1C050-0300-045-XB**	★	★	★	★	★	12.00	3.00	12.0	81.50
45°	6.0	2.50	2.50	4	**1C050-0100-045-XA**	★	★	★	★	★	6.00	1.00	6.0	56.50
45°	8.0	3.00	3.00	5	**1C050-0200-045-XA**	★	★	★	★	★	8.00	2.00	8.0	79.00
45°	10.0	4.25	4.25	4	**1C050-0150-045-XA**	★	★	★	★	★	10.00	1.50	10.0	99.20
45°	12.0	4.50	4.50	6	**1C050-0300-045-XA**	★	★	★	★	★	12.00	3.00	12.0	81.50
60°	10.0	7.35	7.35	4	**1C050-0150-060-XB**	★	★	★	★	★	10.00	1.50	10.0	98.70
60°		7.35	7.35	4	**1C050-0150-060-XA**	★	★	★	★	★	10.00	1.50	10.0	98.70

A178 A194 E9 E22 E14

FRE

Fraise en bout carbure monobloc CoroMill® Plura pour le fraisage de chanfreins

Multimatières, dureté ≤ 48 HRc

BSG
TCDCON

COROMANT
h6

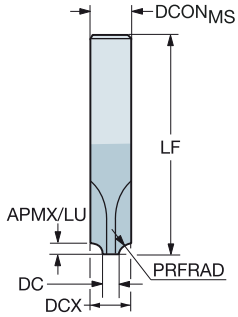

Version métrique

PRFRAD	CZC$_{MS}$	APMX	LU	ZEFP	Référence de commande	P 1620	M 1620	K 1620	S 1620	H 1620	Dimensions, mm DCON$_{MS}$	DC	DCX	LF
0.5	6.0	0.50	0.50	3	1U000-0400-050-XA	★	★	★	★	★	6.00	4.00	6.0	57.00
0.8		0.75	0.75	3	1U000-0400-075-XA	★	★	★	★	★	6.00	4.00	6.0	57.00
1.0	8.0	1.00	1.00	4	1U000-0400-100-XA	★	★	★	★	★	8.00	4.00	8.0	63.00
1.5		1.50	1.50	4	1U000-0400-150-XA	★	★	★	★	★	8.00	4.00	8.0	63.00
2.0	10.0	2.00	2.00	4	1U000-0500-200-XA	★	★	★	★	★	10.00	5.00	10.0	72.00
2.5		2.50	2.50	4	1U000-0500-250-XA	★	★	★	★	★	10.00	5.00	10.0	72.00
3.0	12.0	3.00	3.00	4	1U000-0500-300-XA	★	★	★	★	★	12.00	5.00	12.0	83.00
4.0	14.0	4.00	4.00	4	1U000-0600-400-XA	★	★	★	★	★	14.00	6.00	14.0	83.00
5.0	16.0	5.00	5.00	4	1U000-0600-500-XA	★	★	★	★	★	16.00	6.00	16.0	92.00
6.0	20.0	6.00	6.00	4	1U000-0800-600-XA	★	★	★	★	★	20.00	8.00	20.0	104.00

Version en pouces

PRFRAD	CZC$_{MS}$	APMX	LU	ZEFP	Référence de commande	P 1620	M 1620	K 1620	S 1620	H 1620	Dimensions, pouces DCON$_{MS}$	DC	DCX	LF
.031	1/8	.031	.031	2	1U000-0119-079-XA	★	★	★	★	★	.125	.047	.125	1.500
.062	1/4	.062	.062	3	1U000-0160-158-XA	★	★	★	★	★	.250	.063	.250	2.000
.094	3/8	.094	.094	3	1U000-0160-238-XA	★	★	★	★	★	.375	.063	.313	2.500
.125	1/2	.125	.125	4	1U000-0630-318-XA	★	★	★	★	★	.500	.248	.500	3.000
.188	5/8	.188	.188	4	1U000-0630-476-XA	★	★	★	★	★	.625	.248	.625	3.500

A178 A194 E9 E22 E14

CoroMill® Plura - Optimisée

Fraises en bout hautes performances pour des matières et applications spécifiques

Outils **optimisés** avec des géométries et nuances pour des matières et applications spécifiques afin de donner une production maximum en un temps donné.

O C

Application

- Fraisage lourd
- Dressage grande avance
- Fraisage multi opérations stable
- Débit copeaux élevé
- Fraisage dur
- Fraisage des matériaux composites
- Finition
- Micro fraisage
- Surfaçage grande avance
- Fraisage de profils
- Ébauche avec brise-copeaux
- Tournage-fraisage
- Filetage à la fraise

Champ d'application ISO :

P M K N S H O

Pour les pièces qui nécessitent une grande qualité et pour les applications difficiles, il vous faut les meilleurs outils. Quand des tolérances serrées sont cruciales et que l'efficacité de l'usinage est importante, les fraises en bout carbure monobloc sont le meilleur choix.

www.sandvik.coromant.com/coromillplura

Gamme de produits

- Nuance spécifique de qualité et géométrie sophistiquée pour une matière et une application spécifiques
- Queue Weldon ou cylindrique
- Fraises cylindriques, coniques et à bout sphérique
- Outils d'ébauche avec ou sans géométrie brise-copeaux
- Queue détalonnée ou non
- Des outils avec arrosage par l'intérieur sont disponibles
- Trois réaffûtages possibles en conservant les caractéristiques de l'outil d'origine

E14

SANDVIK Coromant

Fraise carbure monobloc en bout CoroMill® Plura pour le fraisage lourd

Quand l'utiliser

Premier choix pour l'ébauche très productive des aciers et des aciers inoxydables
Capacité de rainurage dans le plein à 2×D et excellente capacité de ramping

Matière ISO	P	K	M	S
Nuance	1730		1740	
Manche	Cylindrique		Weldon	

Gamme de produits

Pour les aciers inoxydables et les aciers

Fraise carbure monobloc en bout CoroMill® Plura pour le fraisage lourd

Pour les aciers

FHA	38°
BSG	COROMANT
TCDC	h10
TCDCON	h6

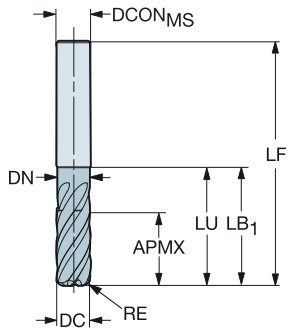

Version métrique

DC	CZC_{MS}	APMX	RE	LU	ZEFP	Référence de commande	P 1730	K 1730	$DCON_{MS}$	LF	DN	LB_1
									Dimensions, mm			
6.0	6	13.0	0.50	20.0	5	2F342-0600-050-PC	★	☆	6.0	57.0	5.7	20.0
	6	13.0	1.00	20.0	5	2F342-0600-100-PC	★	☆	6.0	57.0	5.7	20.0
8.0	8	18.0	0.50	25.0	5	2F342-0800-050-PC	★	☆	8.0	63.0	7.6	25.0
	8	18.0	1.00	25.0	5	2F342-0800-100-PC	★	☆	8.0	63.0	7.6	25.0
	8	18.0	2.00	25.0	5	2F342-0800-200-PC	★	☆	8.0	63.0	7.6	25.0
10.0	10	22.0	0.50	30.0	5	2F342-1000-050-PC	★	☆	10.0	72.0	9.5	30.0
	10	22.0	1.00	30.0	5	2F342-1000-100-PC	★	☆	10.0	72.0	9.5	30.0
	10	22.0	2.00	30.0	5	2F342-1000-200-PC	★	☆	10.0	72.0	9.5	30.0
12.0	12	26.0	0.50	36.0	5	2F342-1200-050-PC	★	☆	12.0	83.0	11.4	36.0
	12	26.0	1.00	36.0	5	2F342-1200-100-PC	★	☆	12.0	83.0	11.4	36.0
	12	26.0	2.00	36.0	5	2F342-1200-200-PC	★	☆	12.0	83.0	11.4	36.0
16.0	16	34.0	0.50	42.0	5	2F342-1600-050-PC	★	☆	16.0	92.0	15.2	42.0
	16	34.0	1.00	42.0	5	2F342-1600-100-PC	★	☆	16.0	92.0	15.2	42.0
	16	34.0	2.00	42.0	5	2F342-1600-200-PC	★	☆	16.0	92.0	15.2	42.0
20.0	20	42.0	1.00	52.0	5	2F342-2000-100-PC	★	☆	20.0	104.0	19.0	52.0
	20	42.0	2.00	52.0	5	2F342-2000-200-PC	★	☆	20.0	104.0	19.0	52.0

Version en pouces

DC	CZC_{MS}	APMX	RE	LU	ZEFP	Référence de commande	P 1730	K 1730	$DCON_{MS}$	LF	DN	LB_1
									Dimensions, pouces			
.250	1/4	.626	.015	.937	5	2F342-0635-038-PC	★	☆	.250	2.500	.237	.937
	1/4	.626	.030	.937	5	2F342-0635-076-PC	★	☆	.250	2.500	.237	.937
.313	5/16	.752	.015	1.063	5	2F342-0794-038-PC	★	☆	.313	2.500	.297	1.063
	5/16	.752	.030	1.063	5	2F342-0794-076-PC	★	☆	.313	2.500	.297	1.063
.375	3/8	.878	.015	1.250	5	2F342-0953-038-PC	★	☆	.375	3.000	.356	1.250
	3/8	.878	.030	1.250	5	2F342-0953-076-PC	★	☆	.375	3.000	.356	1.250
.438	7/16	1.000	.015	1.438	5	2F342-1111-038-PC	★	☆	.438	3.500	.416	1.438
	7/16	1.000	.030	1.437	5	2F342-1111-076-PC	★	☆	.438	3.500	.416	1.438
.500	1/2	1.126	.015	1.438	5	2F342-1270-038-PC	★	☆	.500	3.500	.475	1.438
	1/2	1.126	.030	1.438	5	2F342-1270-076-PC	★	☆	.500	3.500	.475	1.438
	1/2	1.126	.060	1.438	5	2F342-1270-152-PC	★	☆	.500	3.500	.475	1.438
.625	5/8	1.315	.030	1.625	5	2F342-1588-076-PC	★	☆	.625	3.500	.594	1.626
	5/8	1.315	.060	1.625	5	2F342-1588-152-PC	★	☆	.625	3.500	.594	1.626
.750	3/4	1.626	.030	1.937	5	2F342-1905-076-PC	★	☆	.750	4.000	.713	1.937
	3/4	1.626	.060	1.937	5	2F342-1905-152-PC	★	☆	.750	4.000	.713	1.937

A179 A194 E9 E22 E14

SANDVIK Coromant

Fraise carbure monobloc en bout CoroMill® Plura pour le fraisage lourd

Pour les aciers

FHA	38°
BSG	COROMANT
TCDC	h10
TCDCON	h6

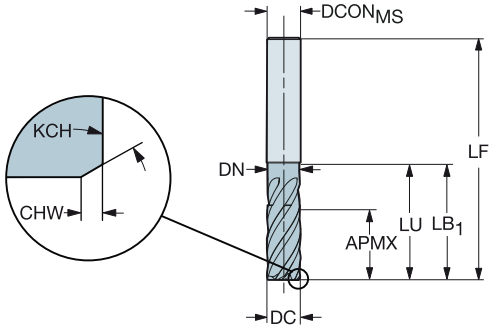

Version métrique

DC	CZC_{MS}	APMX	CHW	KCH	LU	ZEFP	Référence de commande	P 1730	K 1730	$DCON_{MS}$	LF	DN	LB_1
								Dimensions, mm					
6.0	6	13.0	0.10	45°	20.0	5	2N342-0600-PC	★	☆	6.0	57.0	5.7	20.0
8.0	8	18.0	0.15	45°	25.0	5	2N342-0800-PC	★	☆	8.0	63.0	7.6	25.0
10.0	10	22.0	0.15	45°	30.0	5	2N342-1000-PC	★	☆	10.0	72.0	9.5	30.0
12.0	12	26.0	0.15	45°	36.0	5	2N342-1200-PC	★	☆	12.0	83.0	11.4	36.0
14.0	14	30.0	0.15	45°	38.0	5	2N342-1400-PC	★	☆	14.0	83.0	13.3	38.0
16.0	16	34.0	0.25	45°	42.0	5	2N342-1600-PC	★	☆	16.0	92.0	15.2	42.0
20.0	20	42.0	0.25	45°	52.0	5	2N342-2000-PC	★	☆	20.0	104.0	19.0	52.0
25.0	25	52.0	0.25	45°	63.0	5	2N342-2500-PC	★	☆	25.0	121.0	24.0	63.0

Version en pouces

DC	CZC_{MS}	APMX	CHW	KCH	LU	ZEFP	Référence de commande	P 1730	K 1730	$DCON_{MS}$	LF	DN	LB_1
								Dimensions, pouces					
6.4	1/4	15.9	0.10	45°	23.8	5	2N342-0635-PC	★	☆	6.4	63.5	6.0	23.8
7.9	5/16	19.1	0.10	45°	27.0	5	2N342-0794-PC	★	☆	7.9	63.5	7.6	27.0
9.5	3/8	22.3	0.15	45°	31.8	5	2N342-0953-PC	★	☆	9.5	76.2	9.0	31.8
12.7	1/2	28.6	0.15	45°	36.5	5	2N342-1270-PC	★	☆	12.7	88.9	12.1	36.5
15.9	5/8	33.4	0.25	45°	41.3	5	2N342-1588-PC	★	☆	15.9	88.9	15.1	41.3
19.1	3/4	41.3	0.25	45°	49.2	5	2N342-1905-PC	★	☆	19.1	101.6	18.1	49.2

A179 A194 E9 E22 E14

Fraise carbure monobloc en bout CoroMill® Plura pour le fraisage lourd

Pour les aciers

FHA	38°
BSG	COROMANT
TCDC	h10
TCDCON	h6

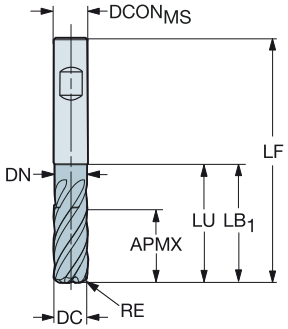

Version métrique

DC	CZC_{MS}	APMX	RE	LU	ZEFP	Référence de commande	P 1730	K 1730	$DCON_{MS}$	LF	DN	LB_1
									Dimensions, mm			
10.0	10	22.0	0.50	30.0	5	2F342-1000-050-PD	★	☆	10.0	72.0	9.5	30.0
	10	22.0	1.00	30.0	5	2F342-1000-100-PD	★	☆	10.0	72.0	9.5	30.0
	10	22.0	2.00	30.0	5	2F342-1000-200-PD	★	☆	10.0	72.0	9.5	30.0
12.0	12	26.0	0.50	36.0	5	2F342-1200-050-PD	★	☆	12.0	83.0	11.4	36.0
	12	26.0	1.00	36.0	5	2F342-1200-100-PD	★	☆	12.0	83.0	11.4	36.0
	12	26.0	2.00	36.0	5	2F342-1200-200-PD	★	☆	12.0	83.0	11.4	36.0
16.0	16	34.0	0.50	42.0	5	2F342-1600-050-PD	★	☆	16.0	92.0	15.2	42.0
	16	34.0	1.00	42.0	5	2F342-1600-100-PD	★	☆	16.0	92.0	15.2	42.0
	16	34.0	2.00	42.0	5	2F342-1600-200-PD	★	☆	16.0	92.0	15.2	42.0
20.0	20	42.0	1.00	52.0	5	2F342-2000-100-PD	★	☆	20.0	104.0	19.0	52.0
	20	42.0	2.00	52.0	5	2F342-2000-200-PD	★	☆	20.0	104.0	19.0	52.0

Version en pouces

DC	CZC_{MS}	APMX	RE	LU	ZEFP	Référence de commande	P 1730	K 1730	$DCON_{MS}$	LF	DN	LB_1
									Dimensions, pouces			
.625	5/8	1.315	.030	1.625	5	2F342-1588-076-PD	★	☆	.625	3.500	.594	1.626
	5/8	1.315	.060	1.625	5	2F342-1588-152-PD	★	☆	.625	3.500	.594	1.626
.750	3/4	1.626	.030	1.937	5	2F342-1905-076-PD	★	☆	.750	4.000	.713	1.937
	3/4	1.626	.060	1.937	5	2F342-1905-152-PD	★	☆	.750	4.000	.713	1.937

A179 A194 E9 E22 E14

SANDVIK Coromant

Fraise carbure monobloc en bout CoroMill® Plura pour le fraisage lourd

Pour les aciers

FHA	38°
BSG	COROMANT
TCDC	h10
TCDCON	h6

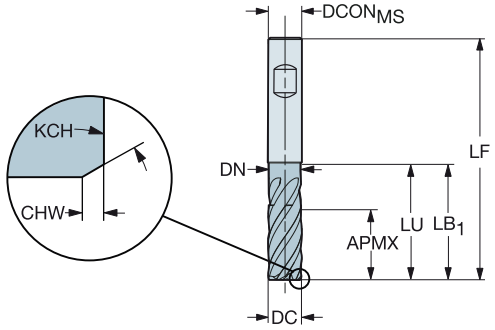

Version métrique

DC	CZC_{MS}	APMX	CHW	KCH	LU	ZEFP	Référence de commande	P 1730	K 1730	$DCON_{MS}$	LF	DN	LB_1
								Dimensions, mm					
10.0	10	22.0	0.15	45°	30.0	5	2N342-1000-PD	★	☆	10.0	72.0	9.5	30.0
12.0	12	26.0	0.15	45°	36.0	5	2N342-1200-PD	★	☆	12.0	83.0	11.4	36.0
16.0	16	34.0	0.25	45°	42.0	5	2N342-1600-PD	★	☆	16.0	92.0	15.2	42.0
20.0	20	42.0	0.25	45°	52.0	5	2N342-2000-PD	★	☆	20.0	104.0	19.0	52.0
25.0	25	52.0	0.25	45°	63.0	5	2N342-2500-PD	★	☆	25.0	121.0	24.0	63.0

Version en pouces

DC	CZC_{MS}	APMX	CHW	KCH	LU	ZEFP	Référence de commande	P 1730	K 1730	$DCON_{MS}$	LF	DN	LB_1
								Dimensions, pouces					
.625	5/8	1.315	.010	45°	1.625	5	2N342-1588-PD	★	☆	.625	3.500	.594	1.625
.750	3/4	1.626	.010	45°	1.937	5	2N342-1905-PD	★	☆	.750	4.000	.713	1.937

A179 A194 E9 E22 E14

Fraise carbure monobloc en bout CoroMill® Plura pour le fraisage lourd

Pour les aciers

FHA	42°
BSG	COROMANT
TCDC	h10
TCDCON	h6

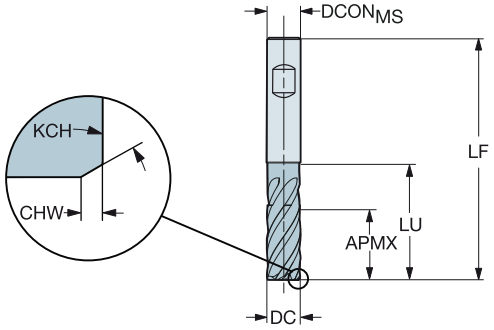

Version métrique

DC	CZC_{MS}	APMX	CHW	KCH	LU	ZEFP	Référence de commande	P 1730	K 1730	$DCON_{MS}$	LF
										Dimensions, mm	
10.0	10	22.0	0.15	45°	22.0	4	2P342-1000-PB	★	☆	10.0	72.0
12.0	12	26.0	0.15	45°	26.0	4	2P342-1200-PB	★	☆	12.0	83.0
16.0	16	34.0	0.25	45°	34.0	4	2P342-1600-PB	★	☆	16.0	97.0
20.0	20	42.0	0.25	45°	42.0	4	2P342-2000-PB	★	☆	20.0	109.6
25.0	25	52.0	0.25	45°	52.0	4	2P342-2500-PB	★	☆	25.0	129.5

Version en pouces

DC	CZC_{MS}	APMX	CHW	KCH	LU	ZEFP	Référence de commande	P 1730	K 1730	$DCON_{MS}$	LF
										Dimensions, pouces	
.625	5/8	1.313	.010	45°	1.313	4	2P342-1588-PB	★	☆	.625	3.500
.750	3/4	1.625	.010	45°	1.625	4	2P342-1905-PB	★	☆	.750	4.315

A179 A194 E9 E22 E14

SANDVIK Coromant

FRE

Fraise carbure monobloc en bout CoroMill® Plura pour le fraisage lourd

Pour les aciers

FHA	42°
BSG	COROMANT
TCDC	h10
TCDCON	h6

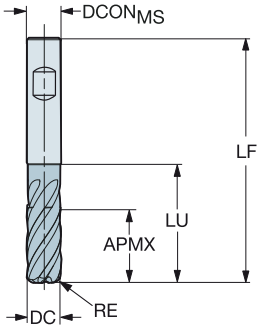

Version métrique

DC	CZC_{MS}	APMX	RE	LU	ZEFP	Référence de commande	P 1730	K 1730	$DCON_{MS}$	LF
									Dimensions, mm	
10.0	10	22.0	0.50	22.0	4	2S342-1000-050-PB	★	☆	10.0	72.0
	10	22.0	1.00	22.0	4	2S342-1000-100-PB	★	☆	10.0	72.0
	10	22.0	2.00	22.0	4	2S342-1000-200-PB	★	☆	10.0	72.0
12.0	12	26.0	0.50	26.0	4	2S342-1200-050-PB	★	☆	12.0	83.0
	12	26.0	1.00	26.0	4	2S342-1200-100-PB	★	☆	12.0	83.0
	12	26.0	2.00	26.0	4	2S342-1200-200-PB	★	☆	12.0	83.0
16.0	16	34.0	0.50	34.0	4	2S342-1600-050-PB	★	☆	16.0	97.0
	16	34.0	1.00	34.0	4	2S342-1600-100-PB	★	☆	16.0	97.0
	16	34.0	2.00	34.0	4	2S342-1600-200-PB	★	☆	16.0	97.0
20.0	20	42.0	1.00	42.0	4	2S342-2000-100-PB	★	☆	20.0	109.6
	20	42.0	2.00	42.0	4	2S342-2000-200-PB	★	☆	20.0	109.6

Version en pouces

DC	CZC_{MS}	APMX	RE	LU	ZEFP	Référence de commande	P 1730	K 1730	$DCON_{MS}$	LF
									Dimensions, pouces	
.625	5/8	1.313	.030	1.313	4	2S342-1588-076-PB	★	☆	.625	3.500
	5/8	1.315	.060	1.315	4	2S342-1588-152-PB	★	☆	.625	3.500
.750	3/4	1.625	.030	1.625	4	2S342-1905-076-PB	★	☆	.750	4.315
	3/4	1.625	.060	1.625	4	2S342-1905-152-PB	★	☆	.750	4.315

A179 A194 E9 E22 E14

Fraise carbure monobloc en bout CoroMill® Plura pour le fraisage lourd

Pour les aciers

	2P342-PA (1)	2P342-PA (2)
BSG	COROMANT	COROMANT
TCDC	h10	h10
TCDCON	h6	h6

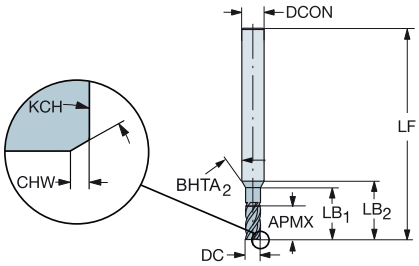

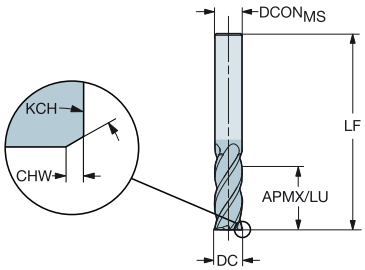

Version métrique

DC	CZC_{MS}	APMX	CHW	KCH	LU	ZEFP	FHA	DSGN	Référence de commande	P 1730	K 1730	Dimensions, mm $DCON_{MS}$	LF	LB_1	LB_2	$BHTA_2$
2.0	6	5.0	0.05	45°	5.0	4	38°	1	2P342-0200-PA	★	☆	6.0	57.0	10.0	13.5	30°
3.0	6	7.0	0.10	45°	7.0	4	38°	1	2P342-0300-PA	★	☆	6.0	57.0	13.0	15.6	30°
4.0	6	9.0	0.10	45°	9.0	4	38°	1	2P342-0400-PA	★	☆	6.0	57.0	14.0	15.7	30°
5.0	6	11.0	0.10	45°	11.0	4	38°	1	2P342-0500-PA	★	☆	6.0	57.0	16.0	16.9	30°
6.0	6	13.0	0.10	45°	13.0	4	38°	2	2P342-0600-PA	★	☆	6.0	57.0			
8.0	8	18.0	0.15	45°	18.0	4	38°	2	2P342-0800-PA	★	☆	8.0	63.0			
10.0	10	22.0	0.15	45°	22.0	4	42°	2	2P342-1000-PA	★	☆	10.0	72.0			
12.0	12	26.0	0.15	45°	26.0	4	42°	2	2P342-1200-PA	★	☆	12.0	83.0			
14.0	14	30.0	0.15	45°	30.0	4	42°	2	2P342-1400-PA	★	☆	14.0	83.0			
16.0	16	34.0	0.25	45°	34.0	4	42°	2	2P342-1600-PA	★	☆	16.0	92.0			
20.0	20	42.0	0.25	45°	42.0	4	42°	2	2P342-2000-PA	★	☆	20.0	104.0			
25.0	25	52.0	0.25	45°	52.0	4	42°	2	2P342-2500-PA	★	☆	25.0	121.0			

Version en pouces

DC	CZC_{MS}	APMX	CHW	KCH	LU	ZEFP	FHA	DSGN	Référence de commande	P 1730	K 1730	Dimensions, pouces $DCON_{MS}$	LF
.125	1/8	.313	.004	45°	.313	4	38°	2	2P342-0318-PA	★	☆	.125	1.500
.187	3/16	.438	.004	45°	.438	4	38°	2	2P342-0476-PA	★	☆	.188	2.000
.250	1/4	.625	.004	45°	.625	4	38°	2	2P342-0635-PA	★	☆	.250	2.500
.313	5/16	.750	.004	45°	.750	4	38°	2	2P342-0794-PA	★	☆	.313	2.500
.375	3/8	.875	.006	45°	.875	4	42°	2	2P342-0953-PA	★	☆	.375	2.500
.500	1/2	1.125	.006	45°	1.125	4	42°	2	2P342-1270-PA	★	☆	.500	3.000
.625	5/8	1.313	.010	45°	1.313	4	42°	2	2P342-1588-PA	★	☆	.625	3.500
.750	3/4	1.625	.010	45°	1.625	4	42°	2	2P342-1905-PA	★	☆	.750	4.000

A179 A194 E9 E22 E14

Fraise carbure monobloc en bout CoroMill® Plura pour le fraisage lourd

Pour les aciers



	2S342-PA (1)	2S342-PA (2)
BSG	COROMANT	COROMANT
TCDC	h10	h10
TCDCON	h6	h6

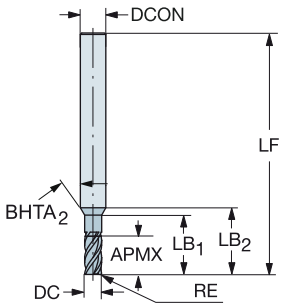

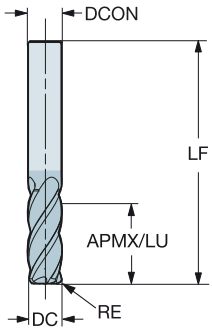

Version métrique

DC	CZC_{MS}	APMX	RE	LU	ZEFP	FHA	DSGN	Référence de commande	P 1730	K 1730	Dimensions, mm $DCON_{MS}$	LF	LB_1	LB_2	$BHTA_2$
3.0	6	7.0	0.20	7.0	4	38°	1	2S342-0300-020-PA	★	☆	6.0	57.0	13.0	15.6	30°
	6	7.0	0.50	7.0	4	38°	1	2S342-0300-050-PA	★	☆	6.0	57.0	13.0	15.6	30°
4.0	6	9.0	0.20	9.0	4	38°	1	2S342-0400-020-PA	★	☆	6.0	57.0	14.0	15.7	30°
	6	9.0	0.50	9.0	4	38°	1	2S342-0400-050-PA	★	☆	6.0	57.0	14.0	15.7	30°
5.0	6	11.0	0.50	11.0	4	38°	1	2S342-0500-050-PA	★	☆	6.0	57.0	16.0	16.9	30°
	6	11.0	1.00	11.0	4	38°	1	2S342-0500-100-PA	★	☆	6.0	57.0	16.0	16.9	30°
6.0	6	13.0	0.50	13.0	4	38°	2	2S342-0600-050-PA	★	☆	6.0	57.0			
	6	13.0	1.00	13.0	4	38°	2	2S342-0600-100-PA	★	☆	6.0	57.0			
8.0	8	18.0	0.50	18.0	4	38°	2	2S342-0800-050-PA	★	☆	8.0	63.0			
	8	18.0	1.00	18.0	4	38°	2	2S342-0800-100-PA	★	☆	8.0	63.0			
	8	18.0	2.00	18.0	4	38°	2	2S342-0800-200-PA	★	☆	8.0	63.0			
10.0	10	22.0	0.50	22.0	4	42°	2	2S342-1000-050-PA	★	☆	10.0	72.0			
	10	22.0	1.00	22.0	4	42°	2	2S342-1000-100-PA	★	☆	10.0	72.0			
	10	22.0	2.00	22.0	4	42°	2	2S342-1000-200-PA	★	☆	10.0	72.0			
12.0	12	26.0	0.50	26.0	4	42°	2	2S342-1200-050-PA	★	☆	12.0	83.0			
	12	26.0	1.00	26.0	4	42°	2	2S342-1200-100-PA	★	☆	12.0	83.0			
	12	26.0	2.00	26.0	4	42°	2	2S342-1200-200-PA	★	☆	12.0	83.0			
16.0	16	34.0	0.50	34.0	4	42°	2	2S342-1600-050-PA	★	☆	16.0	92.0			
	16	34.0	1.00	34.0	4	42°	2	2S342-1600-100-PA	★	☆	16.0	92.0			
	16	34.0	2.00	34.0	4	42°	2	2S342-1600-200-PA	★	☆	16.0	92.0			
20.0	20	42.0	1.00	42.0	4	42°	2	2S342-2000-100-PA	★	☆	20.0	104.0			
	20	42.0	2.00	42.0	4	42°	2	2S342-2000-200-PA	★	☆	20.0	104.0			

Version en pouces

DC	CZC_{MS}	APMX	RE	LU	ZEFP	FHA	DSGN	Référence de commande	P 1730	K 1730	Dimensions, pouces $DCON_{MS}$	LF
.125	1/8	.313	.015	.313	4	38°	2	2S342-0318-038-PA	★	☆	.125	1.500
.187	3/16	.438	.015	.438	4	38°	2	2S342-0476-038-PA	★	☆	.188	2.000
.250	1/4	.625	.015	.625	4	38°	2	2S342-0635-038-PA	★	☆	.250	2.500
	1/4	.625	.030	.625	4	38°	2	2S342-0635-076-PA	★	☆	.250	2.500
.313	5/16	.750	.015	.750	4	38°	2	2S342-0794-038-PA	★	☆	.313	2.500
	5/16	.750	.030	.750	4	38°	2	2S342-0794-076-PA	★	☆	.313	2.500
.375	3/8	.875	.015	.875	4	42°	2	2S342-0953-038-PA	★	☆	.375	2.500
	3/8	.875	.030	.875	4	42°	2	2S342-0953-076-PA	★	☆	.375	2.500
.438	7/16	1.000	.015	1.000	4	42°	2	2S342-1111-038-PA	★	☆	.438	2.750
	7/16	1.000	.030	1.000	4	42°	2	2S342-1111-076-PA	★	☆	.438	2.750
.500	1/2	1.125	.015	1.125	4	42°	2	2S342-1270-038-PA	★	☆	.500	3.000
	1/2	1.125	.030	1.125	4	42°	2	2S342-1270-076-PA	★	☆	.500	3.000
	1/2	1.125	.060	1.125	4	42°	2	2S342-1270-152-PA	★	☆	.500	3.000
.625	5/8	1.313	.030	1.313	4	42°	2	2S342-1588-076-PA	★	☆	.625	3.500
	5/8	1.315	.060	1.315	4	42°	2	2S342-1588-152-PA	★	☆	.625	3.500
.750	3/4	1.625	.030	1.625	4	42°	2	2S342-1905-076-PA	★	☆	.750	4.000
	3/4	1.625	.060	1.625	4	42°	2	2S342-1905-152-PA	★	☆	.750	4.000

A179 A194 E9 E22 E14

Fraise carbure monobloc en bout CoroMill® Plura pour le fraisage lourd

Pour les aciers inoxydables

FHA	38°
BSG	COROMANT
TCDC	h10
TCDCON	h6

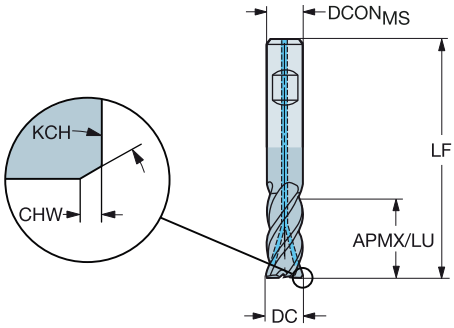

Version métrique

DC	CZC_{MS}	APMX	CHW	KCH	LU	CXSC	ZEFP	Référence de commande	M 1740	S 1740	Dimensions, mm $DCON_{MS}$	LF
10.0	10	22.0	0.15	45°	22.0	3	4	2P342-1000-CMB	★	☆	10.0	72.0
12.0	12	26.0	0.15	45°	26.0	3	4	2P342-1200-CMB	★	☆	12.0	83.0
16.0	16	34.0	0.25	45°	34.0	3	4	2P342-1600-CMB	★	☆	16.0	97.0
20.0	20	42.0	0.25	45°	42.0	3	4	2P342-2000-CMB	★	☆	20.0	109.6
25.0	25	52.0	0.25	45°	52.0	3	4	2P342-2500-CMB	★	☆	25.0	129.5

A179 A194 E9 E22 E14

FRE

Fraise carbure monobloc en bout CoroMill® Plura pour le fraisage lourd

Pour les aciers inoxydables

BSG	COROMANT
TCDC	h10
TCDCON	h6

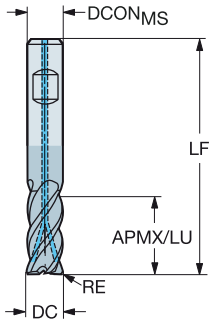

Version métrique

DC	CZC_{MS}	APMX	RE	LU	CNSC	CXSC	ZEFP	FHA	Référence de commande	M 1740	S 1740	Dimensions, mm $DCON_{MS}$	LF
10.0	10	22.0	0.50	22.0	1	4	4	38°	2S342-1000-050CMB	★	☆	10.0	72.0
	10	22.0	1.00	22.0	1	4	4	38°	2S342-1000-100CMB	★	☆	10.0	72.0
	10	22.0	1.50	22.0	1	4	4	38°	2S342-1000-150CMB	★	☆	10.0	72.0
	10	22.0	2.00	22.0	1	4	4	38°	2S342-1000-200CMB	★	☆	10.0	72.0
	10	22.0	3.00	22.0	1	4	4	38°	2S342-1000-300CMB	★	☆	10.0	72.0
12.0	12	26.0	0.50	26.0	1	4	4	38°	2S342-1200-050CMB	★	☆	12.0	83.0
	12	26.0	1.00	26.0	1	4	4	38°	2S342-1200-100CMB	★	☆	12.0	83.0
	12	26.0	1.50	26.0	1	4	4	38°	2S342-1200-150CMB	★	☆	12.0	83.0
	12	26.0	2.00	26.0	1	4	4	38°	2S342-1200-200CMB	★	☆	12.0	83.0
	12	26.0	3.00	26.0	1	4	4	38°	2S342-1200-300CMB	★	☆	12.0	83.0
16.0	16	34.0	0.50	34.0	1	4	4	38°	2S342-1600-050CMB	★	☆	16.0	97.0
	16	34.0	1.00	34.0	1	4	4	38°	2S342-1600-100CMB	★	☆	16.0	97.0
	16	34.0	2.00	34.0	1	4	4	42°	2S342-1600-200CMB	★	☆	16.0	97.0
	16	34.0	3.00	34.0	1	4	4	38°	2S342-1600-300CMB	★	☆	16.0	97.0
	16	34.0	4.00	34.0	1	4	4	38°	2S342-1600-400CMB	★	☆	16.0	97.0
	16	34.0	5.00	34.0	1	4	4	38°	2S342-1600-500CMB	★	☆	16.0	97.0
20.0	20	42.0	1.00	42.0	1	4	4	38°	2S342-2000-100CMB	★	☆	20.0	109.6
	20	42.0	2.00	42.0	1	4	4	38°	2S342-2000-200CMB	★	☆	20.0	109.6
	20	42.0	3.00	42.0	1	4	4	38°	2S342-2000-300CMB	★	☆	20.0	109.6
	20	42.0	4.00	42.0	1	4	4	38°	2S342-2000-400CMB	★	☆	20.0	109.6
	20	42.0	5.00	42.0	1	4	4	38°	2S342-2000-500CMB	★	☆	20.0	109.6
	20	42.0	6.35	42.0	1	4	4	38°	2S342-2000-635CMB	★	☆	20.0	109.6

Version en pouces

DC	CZC_{MS}	APMX	RE	LU	CNSC	CXSC	ZEFP	FHA	Référence de commande	M 1740	S 1740	Dimensions, pouces $DCON_{MS}$	LF
.625	5/8	1.313	.030	1.313	1	4	4	38°	2S342-1588-076CMB	★	☆	.625	3.780
	5/8	1.313	.060	1.313	1	4	4	38°	2S342-1588-152CMB	★	☆	.625	3.780
	5/8	1.313	.090	1.313	1	4	4	38°	2S342-1588-229CMB	★	☆	.625	3.780
	5/8	1.313	.120	1.313	1	4	4	38°	2S342-1588-305CMB	★	☆	.625	3.780
.750	3/4	1.625	.030	1.625	1	4	4	38°	2S342-1905-076CMB	★	☆	.750	4.315
	3/4	1.625	.060	1.625	1	4	4	38°	2S342-1905-152CMB	★	☆	.750	4.315
	3/4	1.625	.090	1.625	1	4	4	38°	2S342-1905-229CMB	★	☆	.750	4.315
	3/4	1.625	.120	1.625	1	4	4	38°	2S342-1905-305CMB	★	☆	.750	4.315
	3/4	1.625	.190	1.625	1	4	4	38°	2S342-1905-483CMB	★	☆	.750	4.315

A179 A194 E9 E22 E14

Fraise carbure monobloc en bout CoroMill® Plura pour le fraisage lourd

Pour les aciers inoxydables

FHA	38°
BSG	COROMANT
TCDC	h10
TCDCON	h6

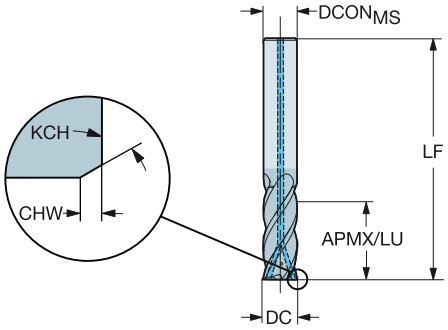

Version métrique

DC	CZC_{MS}	APMX	CHW	KCH	LU	CNSC	CXSC	ZEFP	Référence de commande	M 1740	S 1740	$DCON_{MS}$	LF
6.0	6	13.0	0.10	45°	13.0	1	3	4	2P342-0600-CMA	★	☆	6.0	57.0
8.0	8	18.0	0.15	45°	18.0	1	3	4	2P342-0800-CMA	★	☆	8.0	63.0
10.0	10	22.0	0.15	45°	22.0	1	3	4	2P342-1000-CMA	★	☆	10.0	72.0
12.0	12	26.0	0.15	45°	26.0	1	3	4	2P342-1200-CMA	★	☆	12.0	83.0
16.0	16	34.0	0.25	45°	34.0	1	3	4	2P342-1600-CMA	★	☆	16.0	92.0
20.0	20	42.0	0.25	45°	42.0	1	3	4	2P342-2000-CMA	★	☆	20.0	104.0
25.0	25	52.0	0.25	45°	52.0	1	3	4	2P342-2500-CMA	★	☆	25.0	121.0

Dimensions, mm

Version en pouces

DC	CZC_{MS}	APMX	CHW	KCH	LU	CNSC	CXSC	ZEFP	Référence de commande	M 1740	S 1740	$DCON_{MS}$	LF
.250	1/4	.625	.004	45°	.625	1	3	4	2P342-0635-CMA	★	☆	.250	2.500
.313	5/16	.750	.004	45°	.750	1	3	4	2P342-0794-CMA	★	☆	.313	2.500
.375	3/8	.875	.006	45°	.875	1	3	4	2P342-0953-CMA	★	☆	.375	2.500
.500	1/2	1.125	.006	45°	1.125	1	3	4	2P342-1270-CMA	★	☆	.500	3.000
.625	5/8	1.313	.010	45°	1.313	1	3	4	2P342-1588-CMA	★	☆	.625	3.500
.750	3/4	1.625	.010	45°	1.625	1	3	4	2P342-1905-CMA	★	☆	.750	4.000

Dimensions, pouces

A179 A194 E9 E22 E28 E14

FRE

Fraise carbure monobloc en bout CoroMill® Plura pour le fraisage lourd

Pour les aciers inoxydables

FHA	38°
BSG	COROMANT
TCDC	h10
TCDCON	h6

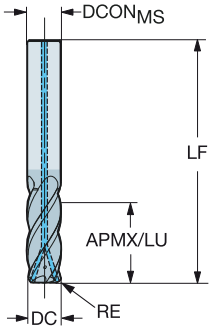

Version métrique

DC	CZC_{MS}	APMX	RE	LU	CNSC	CXSC	ZEFP	Référence de commande	M 1740	S 1740	Dimensions, mm $DCON_{MS}$	LF
6.0	6	13.0	0.50	13.0	1	3	4	2S342-0600-050CMA	★	☆	6.0	57.0
	6	13.0	1.00	13.0	1	3	4	2S342-0600-100CMA	★	☆	6.0	57.0
8.0	8	18.0	0.50	18.0	1	3	4	2S342-0800-050CMA	★	☆	8.0	63.0
	8	18.0	1.00	18.0	1	3	4	2S342-0800-100CMA	★	☆	8.0	63.0
	8	18.0	1.50	18.0	1	3	4	2S342-0800-150CMA	★	☆	8.0	63.0
	8	18.0	2.00	18.0	1	3	4	2S342-0800-200CMA	★	☆	8.0	63.0
10.0	10	22.0	0.50	22.0	1	3	4	2S342-1000-050CMA	★	☆	10.0	72.0
	10	22.0	1.00	22.0	1	3	4	2S342-1000-100CMA	★	☆	10.0	72.0
	10	22.0	1.50	22.0	1	3	4	2S342-1000-150CMA	★	☆	10.0	72.0
	10	22.0	2.00	22.0	1	3	4	2S342-1000-200CMA	★	☆	10.0	72.0
	10	22.0	3.00	22.0	1	3	4	2S342-1000-300CMA	★	☆	10.0	72.0
12.0	12	26.0	0.50	26.0	1	3	4	2S342-1200-050CMA	★	☆	12.0	83.0
	12	26.0	1.00	26.0	1	3	4	2S342-1200-100CMA	★	☆	12.0	83.0
	12	26.0	1.50	26.0	1	3	4	2S342-1200-150CMA	★	☆	12.0	83.0
	12	26.0	2.00	26.0	1	3	4	2S342-1200-200CMA	★	☆	12.0	83.0
	12	26.0	3.00	26.0	1	3	4	2S342-1200-300CMA	★	☆	12.0	83.0
16.0	16	34.0	0.50	34.0	1	3	4	2S342-1600-050CMA	★	☆	16.0	92.0
	16	34.0	1.00	34.0	1	3	4	2S342-1600-100CMA	★	☆	16.0	92.0
	16	34.0	2.00	34.0	1	3	4	2S342-1600-200CMA	★	☆	16.0	92.0
	16	34.0	3.00	34.0	1	3	4	2S342-1600-300CMA	★	☆	16.0	92.0
	16	34.0	4.00	34.0	1	3	4	2S342-1600-400CMA	★	☆	16.0	92.0
	16	34.0	5.00	34.0	1	3	4	2S342-1600-500CMA	★	☆	16.0	92.0
20.0	20	42.0	1.00	42.0	1	3	4	2S342-2000-100CMA	★	☆	20.0	104.0
	20	42.0	2.00	42.0	1	3	4	2S342-2000-200CMA	★	☆	20.0	104.0
	20	42.0	3.00	42.0	1	3	4	2S342-2000-300CMA	★	☆	20.0	104.0
	20	42.0	4.00	42.0	1	3	4	2S342-2000-400CMA	★	☆	20.0	104.0
	20	42.0	5.00	42.0	1	3	4	2S342-2000-500CMA	★	☆	20.0	104.0
	20	42.0	6.35	42.0	1	3	4	2S342-2000-635CMA	★	☆	20.0	104.0

A179 A194 E9 E22 E28 E14

Fraise carbure monobloc en bout CoroMill® Plura pour le fraisage lourd

Pour les aciers inoxydables



FHA	38°
BSG	COROMANT
TCDC	h10
TCDCON	h6

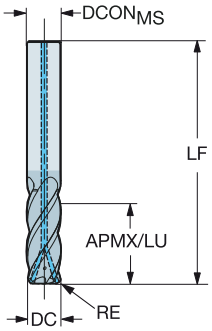

Version en pouces

DC	CZC_{MS}	APMX	RE	LU	CNSC	CXSC	ZEFP	Référence de commande	M 1740	S 1740	$DCON_{MS}$	LF
.250	1/4	.625	.015	.625	1	3	4	2S342-0635-038CMA	★	☆	.250	2.500
	1/4	.625	.030	.625	1	3	4	2S342-0635-076CMA	★	☆	.250	2.500
.313	5/16	.750	.015	.750	1	3	4	2S342-0794-038CMA	★	☆	.313	2.500
.375	3/8	.875	.015	.875	1	3	4	2S342-0953-038CMA	★	☆	.375	2.500
	3/8	.875	.030	.875	1	3	4	2S342-0953-076CMA	★	☆	.375	2.500
	3/8	.875	.060	.875	1	3	4	2S342-0953-152CMA	★	☆	.375	2.500
.500	1/2	1.125	.015	1.125	1	3	4	2S342-1270-038CMA	★	☆	.500	3.000
	1/2	1.125	.030	1.125	1	3	4	2S342-1270-076CMA	★	☆	.500	3.000
	1/2	1.125	.060	1.125	1	3	4	2S342-1270-152CMA	★	☆	.500	3.000
	1/2	1.125	.090	1.125	1	3	4	2S342-1270-229CMA	★	☆	.500	3.000
	1/2	1.125	.120	1.125	1	3	4	2S342-1270-305CMA	★	☆	.500	3.000
.625	5/8	1.313	.030	1.313	1	3	4	2S342-1588-076CMA	★	☆	.625	3.500
	5/8	1.313	.060	1.313	1	3	4	2S342-1588-152CMA	★	☆	.625	3.500
	5/8	1.313	.090	1.313	1	3	4	2S342-1588-229CMA	★	☆	.625	3.500
	5/8	1.313	.120	1.313	1	3	4	2S342-1588-305CMA	★	☆	.625	3.500
.750	3/4	1.625	.030	1.625	1	3	4	2S342-1905-076CMA	★	☆	.750	4.000
	3/4	1.625	.060	1.625	1	3	4	2S342-1905-152CMA	★	☆	.750	4.000
	3/4	1.625	.090	1.625	1	3	4	2S342-1905-229CMA	★	☆	.750	4.000
	3/4	1.625	.120	1.625	1	3	4	2S342-1905-305CMA	★	☆	.750	4.000
	3/4	1.625	.190	1.625	1	3	4	2S342-1905-483CMA	★	☆	.750	4.000

A179 A194 E9 E22 E28 E14

Fraise CoroMill® Plura en bout en carbure monobloc pour le dressage à grande avance

Quand l'utiliser

Excellent outil pour l'ébauche lorsque de bons états de surface sont nécessaires
Premier choix pour le dressage grande avance avec stratégie de FAO

Matière ISO	P	K	M	S	
Nuance	1630	1640	1740	1745	1710
Manche	Cylindrique	Weldon			

Gamme de produits

Pour les aciers inoxydables et les aciers

Pour les alliages de titane

Pour les alliages à base nickel

Fraise CoroMill® Plura en bout en carbure monobloc pour le dressage à grande avance

Pour les aciers d'une dureté ≤ 48 HRc

	2P340-PA	2P340-PB
FHA	37°	37°
BSG	DIN 6527 L	DIN 6527 L
TCDC	h10	h10
TCDCON	h6	h6

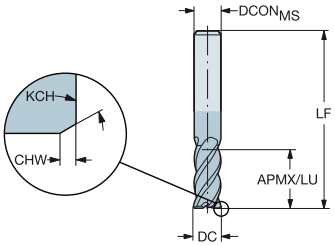

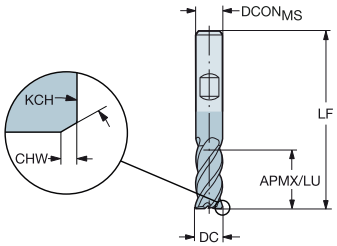

Version métrique

DC	CZC_{MS}	APMX	CHW	KCH	LU	ZEFP	Référence de commande	P 1630	K 1630	$DCON_{MS}$	LF
2.0	6	7.0	0.15	45°	7.0	4	2P340-0200-PB	★	☆	6.0	57.0
	6	7.0	0.15	45°	7.0	4	2P340-0200-PA	★	☆	6.0	57.0
2.5	6	8.0	0.15	45°	8.0	4	2P340-0250-PB	★	☆	6.0	57.0
	6	8.0	0.15	45°	8.0	4	2P340-0250-PA	★	☆	6.0	57.0
3.0	6	8.0	0.15	45°	8.0	4	2P340-0300-PB	★	☆	6.0	57.0
	6	8.0	0.15	45°	8.0	4	2P340-0300-PA	★	☆	6.0	57.0
3.5	6	10.0	0.13	45°	10.0	4	2P340-0350-PB	★	☆	6.0	57.0
	6	10.0	0.13	45°	10.0	4	2P340-0350-PA	★	☆	6.0	57.0
4.0	6	11.0	0.13	45°	11.0	4	2P340-0400-PB	★	☆	6.0	57.0
	6	11.0	0.13	45°	11.0	4	2P340-0400-PA	★	☆	6.0	57.0
5.0	6	13.0	0.13	45°	13.0	4	2P340-0500-PB	★	☆	6.0	57.0
	6	13.0	0.13	45°	13.0	4	2P340-0500-PA	★	☆	6.0	57.0
6.0	6	13.0	0.15	45°	13.0	4	2P340-0600-PB	★	☆	6.0	57.0
	6	13.0	0.15	45°	13.0	4	2P340-0600-PA	★	☆	6.0	57.0
7.0	8	16.0	0.15	45°	16.0	4	2P340-0700-PB	★	☆	8.0	63.0
	8	16.0	0.15	45°	16.0	4	2P340-0700-PA	★	☆	8.0	63.0
8.0	8	19.0	0.15	45°	19.0	4	2P340-0800-PB	★	☆	8.0	63.0
	8	19.0	0.15	45°	19.0	4	2P340-0800-PA	★	☆	8.0	63.0
9.0	10	19.0	0.15	45°	19.0	4	2P340-0900-PA	★	☆	10.0	72.0
10.0	10	22.0	0.15	45°	22.0	4	2P340-1000-PB	★	☆	10.0	72.0
	10	22.0	0.15	45°	22.0	4	2P340-1000-PA	★	☆	10.0	72.0
12.0	12	26.0	0.15	45°	26.0	4	2P340-1200-PB	★	☆	12.0	83.0
	12	26.0	0.15	45°	26.0	4	2P340-1200-PA	★	☆	12.0	83.0
14.0	14	26.0	0.20	45°	26.0	4	2P340-1400-PB	★	☆	14.0	83.0
	14	26.0	0.20	45°	26.0	4	2P340-1400-PA	★	☆	14.0	83.0
16.0	16	32.0	0.20	45°	32.0	4	2P340-1600-PB	★	☆	16.0	92.0
	16	32.0	0.20	45°	32.0	4	2P340-1600-PA	★	☆	16.0	92.0
18.0	18	32.0	0.20	45°	32.0	4	2P340-1800-PB	★	☆	18.0	92.0
	18	32.0	0.20	45°	32.0	4	2P340-1800-PA	★	☆	18.0	92.0
20.0	20	38.0	0.20	45°	38.0	4	2P340-2000-PB	★	☆	20.0	104.0
	20	38.0	0.20	45°	38.0	4	2P340-2000-PA	★	☆	20.0	104.0
25.0	25	45.0	0.20	45°	45.0	4	2P340-2500-PB	★	☆	25.0	121.0
	25	45.0	0.20	45°	45.0	4	2P340-2500-PA	★	☆	25.0	121.0

A181 A194 E9 E22 E14

FRE

Fraise CoroMill® Plura en bout en carbure monobloc pour le dressage à grande avance

Pour les aciers inoxydables et les aciers d'une dureté ≤ 48 HRc

FHA	37°
BSG	COROMANT
TCDC	h10
TCDCON	h6

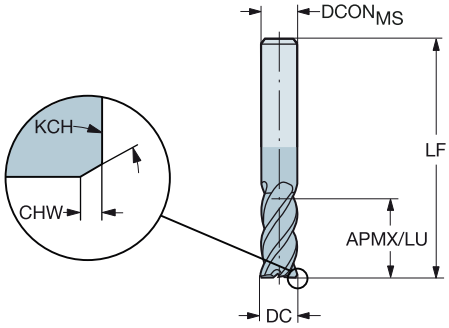

Version métrique

DC	CZC_{MS}	APMX	CHW	KCH	LU	ZEFP	Référence de commande	P 1630	M 1630	K 1630	S 1630	Dimensions, mm $DCON_{MS}$	LF
6.0	6	22.0	0.15	45°	22.0	4	2P360-0600-PA	★	★	☆	☆	6.0	65.0
8.0	8	28.0	0.15	45°	28.0	4	2P360-0800-PA	★	★	☆	☆	8.0	80.0
10.0	10	32.0	0.15	45°	32.0	4	2P360-1000-PA	★	★	☆	☆	10.0	100.0
12.0	12	40.0	0.15	45°	40.0	4	2P360-1200-PA	★	★	☆	☆	12.0	100.0
14.0	14	50.0	0.20	45°	50.0	4	2P360-1400-PA	★	★	☆	☆	14.0	104.0
16.0	16	60.0	0.15	45°	60.0	4	2P360-1600-PA	★	★	☆	☆	16.0	124.0
20.0	20	70.0	0.20	45°	70.0	4	2P360-2000-PA	★	★	☆	☆	20.0	155.0

A181 A194 E9 E22 E14

Fraise CoroMill® Plura en bout en carbure monobloc pour le dressage à grande avance

Pour les aciers inoxydables et les aciers d'une dureté ≤ 30 HRc

FHA	37°
TCDC	h10
TCDCON	h6



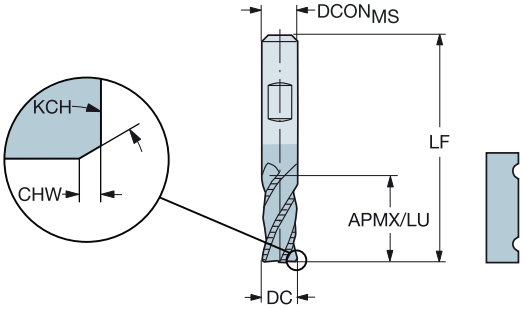

Version métrique

DC	CZC_{MS}	APMX	CHW	KCH	LU	ZEFP	Référence de commande	P 1740	M 1740	K 1740	S 1740	Dimensions, mm $DCON_{MS}$	LF
6.0	6	24.0	0.10	45°	24.0	4	2P370-0600-PB	★	★	☆	☆	6.0	66.0
8.0	8	32.0	0.10	45°	32.0	4	2P370-0800-PB	★	★	☆	☆	8.0	74.0
10.0	10	40.0	0.15	45°	40.0	4	2P370-1000-PB	★	★	☆	☆	10.0	87.0
12.0	12	48.0	0.15	45°	48.0	4	2P370-1200-PB	★	★	☆	☆	12.0	103.0
16.0	16	64.0	0.20	45°	64.0	4	2P370-1600-PB	★	★	☆	☆	16.0	124.0
20.0	20	80.0	0.25	45°	80.0	4	2P370-2000-PB	★	★	☆	☆	20.0	145.0
25.0	25	100.0	0.25	45°	100.0	4	2P370-2500-PB	★	★	☆	☆	25.0	178.0

Version en pouces

DC	CZC_{MS}	APMX	CHW	KCH	LU	ZEFP	Référence de commande	P 1740	M 1740	K 1740	S 1740	Dimensions, pouces $DCON_{MS}$	LF
.250	1/4	1.000	.004	45°	1.000	4	2P370-0635-PB	★	★	☆	☆	.250	2.688
.313	5/16	1.250	.004	45°	1.250	4	2P370-0794-PB	★	★	☆	☆	.313	2.938
.375	3/8	1.500	.006	45°	1.500	4	2P370-0953-PB	★	★	☆	☆	.375	3.375
.500	1/2	2.000	.006	45°	2.000	4	2P370-1270-PB	★	★	☆	☆	.500	4.188
.625	5/8	2.500	.008	45°	2.500	4	2P370-1588-PB	★	★	☆	☆	.625	4.875
.750	3/4	3.000	.010	45°	3.000	4	2P370-1905-PB	★	★	☆	☆	.750	5.625
1.000	1	4.000	.010	45°	4.000	4	2P370-2540-PB	★	★	☆	☆	1.000	7.125

A181 A194 E9 E22 E14

SANDVIK Coromant

Fraise CoroMill® Plura en bout en carbure monobloc pour le dressage à grande avance

Pour les aciers inoxydables

FHA	41°
BSG	DIN 6527 L
TCDC	h10
TCDCON	h6

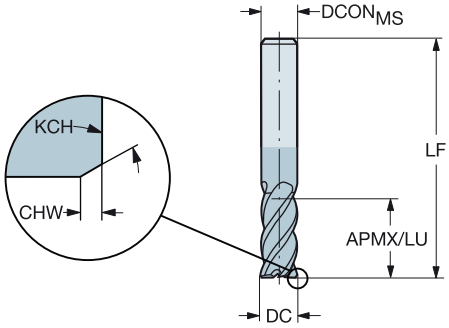

Version métrique

DC	CZC$_{MS}$	APMX	CHW	KCH	LU	ZEFP	Référence de commande	M 1640	S 1640	Dimensions, mm DCON$_{MS}$	LF
2.0	6	7.0	0.15	45°	7.0	4	2P341-0200-MA	★	☆	6.0	57.0
3.0	6	8.0	0.15	45°	8.0	4	2P341-0300-MA	★	☆	6.0	57.0
4.0	6	11.0	0.15	45°	11.0	4	2P341-0400-MA	★	☆	6.0	57.0
5.0	6	13.0	0.15	45°	13.0	4	2P341-0500-MA	★	☆	6.0	57.0
6.0	6	13.0	0.15	45°	13.0	4	2P341-0600-MA	★	☆	6.0	57.0
8.0	8	19.0	0.15	45°	19.0	4	2P341-0800-MA	★	☆	8.0	63.0
10.0	10	22.0	0.15	45°	22.0	4	2P341-1000-MA	★	☆	10.0	72.0
12.0	12	26.0	0.15	45°	26.0	4	2P341-1200-MA	★	☆	12.0	83.0
14.0	14	26.0	0.20	45°	26.0	4	2P341-1400-MA	★	☆	14.0	83.0
16.0	16	32.0	0.20	45°	32.0	4	2P341-1600-MA	★	☆	16.0	92.0
20.0	20	38.0	0.20	45°	38.0	4	2P341-2000-MA	★	☆	20.0	104.0
25.0	25	45.0	0.20	45°	45.0	4	2P341-2500-MA	★	☆	25.0	121.0

A181 A194 E9 E22 E14

Fraise CoroMill® Plura en bout en carbure monobloc pour le dressage à grande avance

Pour les aciers inoxydables

FHA	41°
BSG	DIN 6527 L
TCDC	h10
TCDCON	h6

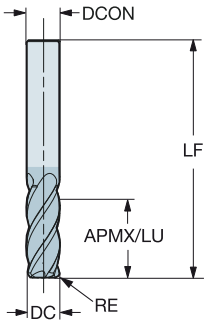

Version métrique

DC	CZC_{MS}	APMX	RE	LU	ZEFP	Référence de commande	M 1640	S 1640	Dimensions, mm $DCON_{MS}$	LF
4.0	6	11.0	0.50	11.0	4	2S340-0400-050-MA	★	☆	6.0	57.0
	6	11.0	1.00	11.0	4	2S340-0400-100-MA	★	☆	6.0	57.0
5.0	6	13.0	0.50	13.0	4	2S340-0500-050-MA	★	☆	6.0	57.0
	6	13.0	1.00	13.0	4	2S340-0500-100-MA	★	☆	6.0	57.0
6.0	6	13.0	0.50	13.0	4	2S340-0600-050-MA	★	☆	6.0	57.0
	6	13.0	1.00	13.0	4	2S340-0600-100-MA	★	☆	6.0	57.0
8.0	8	19.0	0.50	19.0	4	2S340-0800-050-MA	★	☆	8.0	63.0
	8	19.0	1.00	19.0	4	2S340-0800-100-MA	★	☆	8.0	63.0
	8	19.0	1.50	19.0	4	2S340-0800-150-MA	★	☆	8.0	63.0
	8	19.0	2.00	19.0	4	2S340-0800-200-MA	★	☆	8.0	63.0
10.0	10	22.0	0.50	22.0	4	2S340-1000-050-MA	★	☆	10.0	72.0
	10	22.0	1.00	22.0	4	2S340-1000-100-MA	★	☆	10.0	72.0
	10	22.0	1.50	22.0	4	2S340-1000-150-MA	★	☆	10.0	72.0
	10	22.0	2.00	22.0	4	2S340-1000-200-MA	★	☆	10.0	72.0
12.0	12	26.0	1.00	26.0	4	2S340-1200-100-MA	★	☆	12.0	83.0
	12	26.0	1.50	26.0	4	2S340-1200-150-MA	★	☆	12.0	83.0
	12	26.0	2.00	26.0	4	2S340-1200-200-MA	★	☆	12.0	83.0
	12	26.0	3.00	26.0	4	2S340-1200-300-MA	★	☆	12.0	83.0
16.0	16	32.0	1.50	32.0	4	2S340-1600-150-MA	★	☆	16.0	92.0
	16	32.0	2.00	32.0	4	2S340-1600-200-MA	★	☆	16.0	92.0
	16	32.0	3.00	32.0	4	2S340-1600-300-MA	★	☆	16.0	92.0
	16	32.0	4.00	32.0	4	2S340-1600-400-MA	★	☆	16.0	92.0
20.0	20	38.0	1.50	38.0	4	2S340-2000-150-MA	★	☆	20.0	104.0
	20	38.0	2.00	38.0	4	2S340-2000-200-MA	★	☆	20.0	104.0
	20	38.0	3.00	38.0	4	2S340-2000-300-MA	★	☆	20.0	104.0
	20	38.0	4.00	38.0	4	2S340-2000-400-MA	★	☆	20.0	104.0

A181 A194 E9 E22 E14

SANDVIK Coromant

FRE

Fraise CoroMill® Plura en bout en carbure monobloc pour le dressage à grande avance

Pour les alliages de titane

FHA	42°
BSG	COROMANT
TCDC	h10
TCDCON	h6

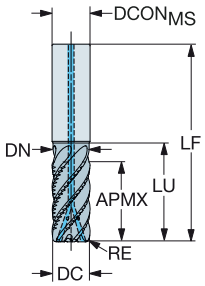

Version métrique

DC	CZC_{MS}	APMX	RE	LU	CNSC	CXSC	ZEFP	Référence de commande	S 1745	Dimensions, mm $DCON_{MS}$	LF	DN
10.0	10	22.0	1.00	30.0	1	3	6	2F340-1000-100CSC	★	10.0	72.0	9.5
	10	22.0	2.00	30.0	1	3	6	2F340-1000-200CSC	★	10.0	72.0	9.5
12.0	12	26.0	1.00	36.0	1	3	6	2F340-1200-100CSC	★	12.0	83.0	11.4
	12	26.0	2.00	36.0	1	3	6	2F340-1200-200CSC	★	12.0	83.0	11.4
16.0	16	34.0	2.00	42.0	1	3	6	2F340-1600-200CSC	★	16.0	92.0	15.2
	16	34.0	3.00	42.0	1	3	6	2F340-1600-300CSC	★	16.0	92.0	15.2
20.0	20	42.0	3.00	52.0	1	3	6	2F340-2000-300CSC	★	20.0	104.0	19.0
25.0	25	52.0	4.00	63.0	1	3	6	2F340-2500-400CSC	★	25.0	121.0	23.8
32.0	32	66.0	4.00	82.0	1	3	6	2F340-3200-400CSC	★	32.0	150.0	30.4

Version en pouces

DC	CZC_{MS}	APMX	RE	LU	CNSC	CXSC	ZEFP	Référence de commande	S 1745	Dimensions, pouces $DCON_{MS}$	LF	DN
.375	3/8	.781	.030	1.156	1	3	6	2F340-0953-076CSC	★	.375	2.750	.356
	3/8	.781	.060	1.156	1	3	6	2F340-0953-152CSC	★	.375	2.750	.356
.500	1/2	1.125	.060	1.438	1	3	6	2F340-1270-152CSC	★	.500	3.500	.475
	1/2	1.125	.090	1.438	1	3	6	2F340-1270-228CSC	★	.500	3.500	.475
.625	5/8	1.125	.060	1.563	1	3	6	2F340-1588-152CSC	★	.625	3.500	.594
	5/8	1.313	.090	1.563	1	3	6	2F340-1588-228CSC	★	.625	3.500	.594
.750	3/4	1.625	.090	1.563	1	3	6	2F340-1905-228CSC	★	.750	4.000	.713
	3/4	1.625	.120	1.937	1	3	6	2F340-1905-304CSC	★	.750	4.000	.713
1.000	1	2.125	.120	2.656	1	3	6	2F340-2540-304CSC	★	1.000	5.000	.951
1.250	1 1/4	2.625	.120	3.250	1	3	6	2F340-3175-304CSC	★	1.250	6.000	1.187

A181 A194 E9 E22 E28 E14

Fraise CoroMill® Plura en bout en carbure monobloc pour le dressage à grande avance

Pour les alliages de titane

FHA	42°
BSG	COROMANT
TCDC	h10
TCDCON	h6

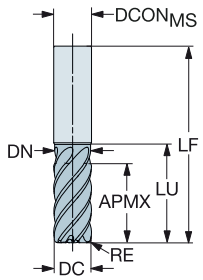

Version métrique

DC	CZC_{MS}	APMX	RE	LU	ZEFP	Référence de commande	S 1745	$DCON_{MS}$	LF	DN
4.0	6	9.0	0.50	14.5	4	2F340-0400-050-SC	★	6.0	57.0	3.8
5.0	6	11.0	0.50	16.5	4	2F340-0500-050-SC	★	6.0	57.0	4.8
6.0	6	13.0	0.50	20.0	5	2F340-0600-050-SC	★	6.0	57.0	5.7
	6	13.0	1.00	20.0	5	2F340-0600-100-SC	★	6.0	57.0	5.7
8.0	8	18.0	0.50	25.0	5	2F340-0800-050-SC	★	8.0	63.0	7.6
	8	18.0	1.00	25.0	5	2F340-0800-100-SC	★	8.0	63.0	7.6
10.0	10	22.0	0.50	30.0	6	2F340-1000-050-SC	★	10.0	72.0	9.5
	10	22.0	1.00	30.0	6	2F340-1000-100-SC	★	10.0	72.0	9.5
	10	22.0	2.00	30.0	6	2F340-1000-200-SC	★	10.0	72.0	9.5
12.0	12	26.0	1.00	36.0	6	2F340-1200-100-SC	★	12.0	83.0	11.4
	12	26.0	2.00	36.0	6	2F340-1200-200-SC	★	12.0	83.0	11.4
	12	26.0	2.50	36.0	6	2F340-1200-250-SC	★	12.0	83.0	11.4
	12	26.0	3.00	36.0	6	2F340-1200-300-SC	★	12.0	83.0	11.4
16.0	16	34.0	2.00	42.0	6	2F340-1600-200-SC	★	16.0	92.0	15.2
	16	34.0	2.50	42.0	6	2F340-1600-250-SC	★	16.0	92.0	15.2
	16	34.0	3.00	42.0	6	2F340-1600-300-SC	★	16.0	92.0	15.2
	16	34.0	4.00	42.0	6	2F340-1600-400-SC	★	16.0	92.0	15.2
20.0	20	42.0	3.00	52.0	6	2F340-2000-300-SC	★	20.0	104.0	19.0
	20	42.0	4.00	52.0	6	2F340-2000-400-SC	★	20.0	104.0	19.0
	20	42.0	6.35	52.0	6	2F340-2000-635-SC	★	20.0	104.0	19.0
25.0	25	52.0	3.00	63.0	6	2F340-2500-300-SC	★	25.0	121.0	23.8
	25	52.0	4.00	63.0	6	2F340-2500-400-SC	★	25.0	121.0	23.8
	25	52.0	6.35	63.0	6	2F340-2500-635-SC	★	25.0	121.0	23.8
32.0	32	66.0	4.00	82.0	6	2F340-3200-400-SC	★	32.0	150.0	30.4

A181 A194 E9 E22 E14

SANDVIK Coromant

Fraise CoroMill® Plura en bout en carbure monobloc pour le dressage à grande avance

Pour les alliages de titane

FHA	42°
BSG	COROMANT
TCDC	h10
TCDCON	h6

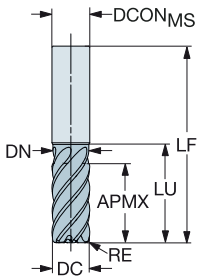

Version en pouces

DC	CZC_{MS}	APMX	RE	LU	ZEFP	Référence de commande	S 1745	$DCON_{MS}$	LF	DN
								Dimensions, pouces		
.188	3/16	.438	.030	.625	4	2F340-0476-076-SC	★	.188	2.000	.178
.250	1/4	.625	.030	.875	5	2F340-0635-076-SC	★	.250	2.500	.237
	1/4	.625	.060	.875	5	2F340-0635-152-SC	★	.250	2.500	.237
.375	3/8	.781	.030	1.156	6	2F340-0953-076-SC	★	.375	2.750	.356
	3/8	.781	.060	1.156	6	2F340-0953-152-SC	★	.375	2.750	.356
	3/8	.781	.090	1.156	6	2F340-0953-228-SC	★	.375	2.750	.356
.500	1/2	1.125	.030	1.438	6	2F340-1270-076-SC	★	.500	3.500	.475
	1/2	1.125	.060	1.438	6	2F340-1270-152-SC	★	.500	3.500	.475
	1/2	1.125	.090	1.438	6	2F340-1270-228-SC	★	.500	3.500	.475
	1/2	1.125	.120	1.438	6	2F340-1270-304-SC	★	.500	3.500	.475
.625	5/8	1.313	.030	1.563	6	2F340-1588-076-SC	★	.625	3.500	.594
	5/8	1.313	.060	1.563	6	2F340-1588-152-SC	★	.625	3.500	.594
	5/8	1.313	.090	1.563	6	2F340-1588-228-SC	★	.625	3.500	.594
	5/8	1.313	.120	1.563	6	2F340-1588-304-SC	★	.625	3.500	.594
.750	3/4	1.625	.030	1.937	6	2F340-1905-076-SC	★	.750	4.000	.713
	3/4	1.625	.060	1.937	6	2F340-1905-152-SC	★	.750	4.000	.713
	3/4	1.625	.090	1.937	6	2F340-1905-228-SC	★	.750	4.000	.713
	3/4	1.625	.120	1.937	6	2F340-1905-304-SC	★	.750	4.000	.713
1.000	1	2.125	.030	2.656	6	2F340-2540-076-SC	★	1.000	5.000	.951
	1	2.125	.060	2.656	6	2F340-2540-152-SC	★	1.000	5.000	.951
	1	2.125	.090	2.656	6	2F340-2540-228-SC	★	1.000	5.000	.951
	1	2.125	.120	2.656	6	2F340-2540-304-SC	★	1.000	5.000	.951
1.250	1 1/4	2.625	.030	3.250	6	2F340-3175-076-SC	★	1.250	6.000	1.187
	1 1/4	2.625	.060	3.250	6	2F340-3175-152-SC	★	1.250	6.000	1.187
	1 1/4	2.625	.090	3.250	6	2F340-3175-228-SC	★	1.250	6.000	1.187
	1 1/4	2.625	.120	3.250	6	2F340-3175-304-SC	★	1.250	6.000	1.187

A181 A194 E9 E22 E14

Fraise CoroMill® Plura en bout en carbure monobloc pour le dressage à grande avance

Pour les alliages de titane

FHA 42°
BSG COROMANT
TCDC h10
TCDCON h6

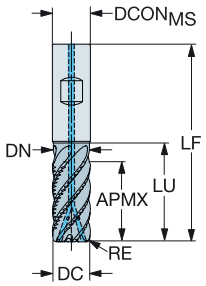

Version métrique

DC	CZC_{MS}	APMX	RE	LU	CNSC	CXSC	ZEFP	Référence de commande	S 1745	Dimensions, mm $DCON_{MS}$	LF	DN
16.0	16	34.0	2.00	42.0	1	3	6	2F340-1600-200CSD	★	16.0	92.0	15.2
	16	34.0	3.00	42.0	1	3	6	2F340-1600-300CSD	★	16.0	92.0	15.2
20.0	20	42.0	3.00	52.0	1	3	6	2F340-2000-300CSD	★	20.0	104.0	19.0
25.0	25	52.0	4.00	63.0	1	3	6	2F340-2500-400CSD	★	25.0	121.0	23.8

FHA 42°
BSG COROMANT
TCDC h10
TCDCON h6

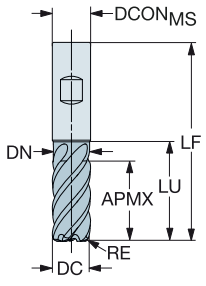

Version métrique

DC	CZC_{MS}	APMX	RE	LU	ZEFP	Référence de commande	S 1745	Dimensions, mm $DCON_{MS}$	LF	DN
16.0	16	34.0	2.00	42.0	6	2F340-1600-200-SD	★	16.0	92.0	15.2
	16	34.0	3.00	42.0	6	2F340-1600-300-SD	★	16.0	92.0	15.2
20.0	20	42.0	3.00	52.0	6	2F340-2000-300-SD	★	20.0	104.0	19.0
	20	42.0	4.00	52.0	6	2F340-2000-400-SD	★	20.0	104.0	19.0
25.0	25	52.0	4.00	63.0	6	2F340-2500-400-SD	★	25.0	121.0	23.8

A181 A194 E9 E22 E28 E14

Fraise CoroMill® Plura en bout en carbure monobloc pour le dressage à grande avance

Pour les alliages à base nickel

FHA	42°
BSG	COROMANT
TCDC	h10
TCDCON	h6

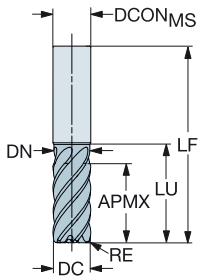

Version métrique

DC	CZC_{MS}	APMX	RE	LU	ZEFP	Référence de commande	S 1710	Dimensions, mm $DCON_{MS}$	LF	DN
4.0	6	9.0	0.50	14.5	4	2F341-0400-050-SC	★	6.0	57.0	3.8
5.0	6	11.0	0.50	16.5	4	2F341-0500-050-SC	★	6.0	57.0	4.8
6.0	6	13.0	0.50	20.0	5	2F341-0600-050-SC	★	6.0	57.0	5.7
	6	13.0	1.00	20.0	5	2F341-0600-100-SC	★	6.0	57.0	5.7
8.0	8	18.0	0.50	25.0	5	2F341-0800-050-SC	★	8.0	63.0	7.6
	8	18.0	1.00	25.0	5	2F341-0800-100-SC	★	8.0	63.0	7.6
10.0	10	22.0	0.50	30.0	5	2F341-1000-050-SC	★	10.0	72.0	9.5
	10	22.0	1.00	30.0	5	2F341-1000-100-SC	★	10.0	72.0	9.5
	10	22.0	2.00	30.0	5	2F341-1000-200-SC	★	10.0	72.0	9.5
12.0	12	26.0	1.00	36.0	5	2F341-1200-100-SC	★	12.0	83.0	11.4
	12	26.0	2.00	36.0	5	2F341-1200-200-SC	★	12.0	83.0	11.4
	12	26.0	2.50	36.0	5	2F341-1200-250-SC	★	12.0	83.0	11.4
	12	26.0	3.00	36.0	5	2F341-1200-300-SC	★	12.0	83.0	11.4
16.0	16	34.0	2.00	42.0	5	2F341-1600-200-SC	★	16.0	92.0	15.2
	16	34.0	2.50	42.0	5	2F341-1600-250-SC	★	16.0	92.0	15.2
	16	34.0	3.00	42.0	5	2F341-1600-300-SC	★	16.0	92.0	15.2
	16	34.0	4.00	42.0	5	2F341-1600-400-SC	★	16.0	92.0	15.2
20.0	20	42.0	3.00	52.0	5	2F341-2000-300-SC	★	20.0	104.0	19.0
	20	42.0	4.00	52.0	5	2F341-2000-400-SC	★	20.0	104.0	19.0
	20	42.0	6.35	52.0	5	2F341-2000-635-SC	★	20.0	104.0	19.0
25.0	25	52.0	4.00	63.0	5	2F341-2500-400-SC	★	25.0	121.0	23.8
	25	52.0	6.35	63.0	5	2F341-2500-635-SC	★	25.0	121.0	23.8

A181 A194 E9 E22 E14

Fraise CoroMill® Plura en bout en carbure monobloc pour le dressage à grande avance

Pour les alliages à base nickel

FHA	42°
BSG	COROMANT
TCDC	h10
TCDCON	h6



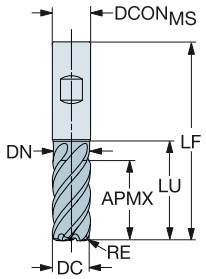

Version métrique

DC	CZC_{MS}	APMX	RE	LU	ZEFP	Référence de commande	S 1710	$DCON_{MS}$	LF	DN
								Dimensions, mm		
16.0	16	34.0	3.00	42.0	5	2F341-1600-300-SD	★	16.0	92.0	15.2
	16	34.0	4.00	42.0	5	2F341-1600-400-SD	★	16.0	92.0	15.2
20.0	20	42.0	3.00	52.0	5	2F341-2000-300-SD	★	20.0	104.0	19.0
	20	42.0	4.00	52.0	5	2F341-2000-400-SD	★	20.0	104.0	19.0
25.0	25	52.0	4.00	63.0	5	2F341-2500-400-SD	★	25.0	121.0	23.8

A181 A194 E9 E22 E14

Fraise en bout carbure monobloc CoroMill® Plura pour le surfaçage grande avance

Quand l'utiliser

Surfaçage - ébauche

Ébauche grande avance de formes 3D

Matière ISO	P	M	K	S	H
Nuance	1610		1620		
Manche	Cylindrique				

Gamme de produits

Pour les aciers trempés d'une dureté 43 ≤ HRc ≤ 63

Pour les aciers inoxydables et les aciers d'une dureté ≤ 48 HRc

Fraise en bout carbure monobloc CoroMill® Plura pour le surfaçage grande avance

Pour les aciers et les aciers trempés d'une dureté ≤ 63 HRc

FHA	50°
BSG	COROMANT
TCDC	h9
TCDCON	h8

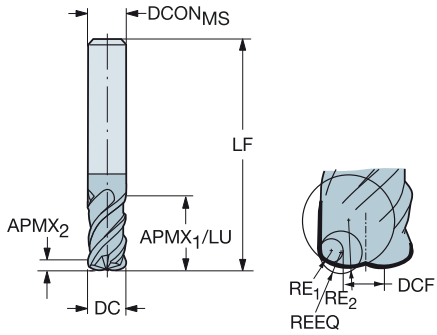

Version métrique

DC	CZC$_{MS}$	APMX$_1$	APMX$_2$	RE$_1$	RE$_2$	LU	ZEFP	Référence de commande	P 1610	H 1610	Dimensions, mm DCON$_{MS}$	DCF	LF	REEQ
4.0	6	11.0	0.1	0.5	4.0	15.0	4	R215.H4-04050BAC01H	☆	★	6.0	1.2	57.0	0.62
6.0	6	15.0	0.2	0.5	9.0	15.0	4	R215.H4-06050BAC02H	☆	★	6.0	1.4	57.0	0.69
8.0	8	20.0	0.2	1.0	12.0	20.0	4	R215.H4-08050CAC02H	☆	★	8.0	6.4	63.0	1.23
10.0	10	26.0	0.3	1.5	15.0	26.0	4	R215.H4-10050DAC03H	☆	★	10.0	1.6	72.0	1.77
12.0	12	30.0	0.4	1.5	18.0	30.0	4	R215.H4-12050DAC04H	☆	★	12.0	2.0	83.0	1.88
16.0	16	36.0	0.5	2.0	24.0	36.0	4	R215.H4-16050EAC05H	☆	★	16.0	3.0	92.0	2.46
20.0	20	45.0	0.6	2.0	30.0	45.0	4	R215.H4-20050EAC06H	☆	★	20.0	4.4	104.0	2.61

A183 A194 E9 E22 E14

Fraise en bout carbure monobloc CoroMill® Plura pour le surfaçage grande avance

Pour les aciers inoxydables et les aciers d'une dureté ≤ 48 HRc

FHA	50°
BSG	COROMANT
TCDC	h9
TCDCON	h6

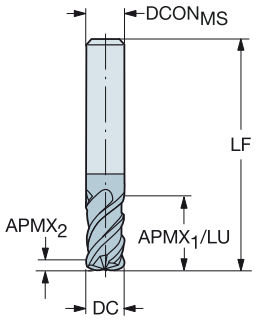

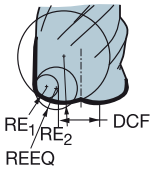

Version métrique

DC	CZC_{MS}	$APMX_1$	$APMX_2$	RE_1	RE_2	LU	ZEFP	Référence de commande	P 1620	M 1620	K 1620	S 1620	Dimensions, mm $DCON_{MS}$	DCF	LF	REEQ
6.0	6	15.0	0.2	0.5	3.0	15.0	4	R215.H4-06050BAK02P	★	★	☆	☆	6.0	2.8	100.0	0.75
8.0	8	20.0	0.3	1.0	4.0	20.0	4	R215.H4-08050CAK02P	★	★	☆	☆	8.0	3.1	120.0	1.38
10.0	10	26.0	0.7	1.5	5.0	26.0	4	R215.H4-10050DAK03P	★	★	☆	☆	10.0	3.4	150.0	1.99
12.0	12	12.0	0.7	1.5	6.0	12.0	4	R215.H4-12050DAK08P	★	★	☆	☆	12.0	4.5	93.0	2.10
16.0	16	16.0	1.0	2.0	8.0	16.0	4	R215.H4-16050EAK10P	★	★	☆	☆	16.0	6.2	112.0	2.75
20.0	20	20.0	1.3	2.0	10.0	20.0	4	R215.H4-20050EAK13P	★	★	☆	☆	20.0	8.0	130.0	3.07

A183 A194 E9 E22 E14

Fraise en bout carbure monobloc CoroMill® Plura pour le surfaçage grande avance

Pour les aciers inoxydables et les aciers d'une dureté ≤ 48 HRc

FHA	50°
BSG	DIN 6527 L
TCDC	h9
TCDCON	h6

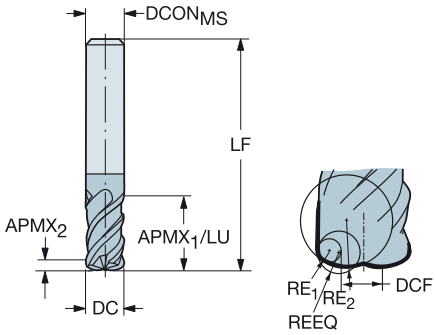

Version métrique

DC	CZC_{MS}	$APMX_1$	$APMX_2$	RE_1	RE_2	LU	ZEFP	Référence de commande	P 1620	M 1620	K 1620	S 1620	Dimensions, mm $DCON_{MS}$	DCF	LF	REEQ
4.0	6	11.0	0.2	0.5	2.0	11.0	4	R215.H4-04050BAC02P	★	★	☆	☆	6.0	1.6	57.0	0.67
6.0	6	15.0	0.3	0.5	3.0	15.0	4	R215.H4-06050BAC03P	★	★	☆	☆	6.0	2.8	57.0	0.75
8.0	8	20.0	0.5	1.0	4.0	20.0	4	R215.H4-08050CAC05P	★	★	☆	☆	8.0	3.1	63.0	1.38
10.0	10	26.0	0.7	1.5	5.0	26.0	4	R215.H4-10050DAC07P	★	★	☆	☆	10.0	3.4	72.0	1.99
12.0	12	30.0	0.8	1.5	6.0	30.0	4	R215.H4-12050DAC08P	★	★	☆	☆	12.0	4.5	83.0	2.10
16.0	16	36.0	1.0	2.0	8.0	36.0	4	R215.H4-16050EAC10P	★	★	☆	☆	16.0	6.2	92.0	2.75
20.0	20	45.0	1.3	2.0	10.0	45.0	4	R215.H4-20050EAC13P	★	★	☆	☆	20.0	8.0	104.0	3.07

A183 A194 E9 E22 E14

SANDVIK Coromant

FRE

Fraise CoroMill® Plura carbure monobloc en bout pour le fraisage multiopérations stable

Quand l'utiliser

Concept polyvalent avec de bonnes performances dans la plupart des opérations et des applications
Excellent choix pour l'interpolation hélicoïdale

Matière ISO	P	M	K	S	H
Nuance	1620	1630	1640		
Manche	Cylindrique	Weldon			

Gamme de produits

Pour les aciers inoxydables et les aciers d'une dureté ≤ 48 HRc

Aciers inoxydables et aciers de dureté ≤ 63 HRc



Fraise CoroMill® Plura carbure monobloc en bout pour le fraisage multiopérations stable

Pour les aciers et les aciers trempés d'une dureté ≤ 63 HRc

FHA	50°
BSG	COROMANT
TCDC	h9
TCDCON	h6

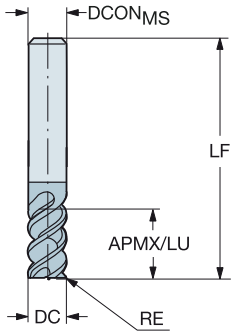

Version métrique

DC	CZC$_{MS}$	APMX	RE	LU	ZEFP	Référence de commande	P 1620	H 1620	DCON$_{MS}$	LF
2.0	6	7.0	0.50	7.0	3	R216.23-02050BAK70H	☆	★	6.0	57.0
3.0	6	8.0	0.50	8.0	3	R216.23-03050BAK08H	☆	★	6.0	57.0
4.0	6	11.0	1.00	11.0	3	R216.23-04050CAK11H	☆	★	6.0	57.0
5.0	6	13.0	1.00	13.0	3	R216.23-05050CAK13H	☆	★	6.0	57.0
6.0	6	13.0	1.00	13.0	4	R216.24-06050CAK13H	☆	★	6.0	65.0
8.0	8	19.0	2.00	19.0	4	R216.24-08050EAK19H	☆	★	8.0	80.0
10.0	10	22.0	2.00	22.0	4	R216.24-10050EAK22H	☆	★	10.0	100.0
12.0	12	26.0	3.00	26.0	4	R216.24-12050GAK26H	☆	★	12.0	100.0
14.0	14	26.0	3.00	26.0	4	R216.24-14050GAK26H	☆	★	14.0	104.0
16.0	16	32.0	4.00	32.0	4	R216.24-16050IAK32H	☆	★	16.0	115.0
20.0	20	38.0	4.00	38.0	4	R216.24-20050IAK38H	☆	★	20.0	125.0

Version en pouces

DC	CZC$_{MS}$	APMX	RE	LU	ZEFP	Référence de commande	P 1620	H 1620	DCON$_{MS}$	LF
.187	1/4	.375	.016	.375	3	RA216.23-1250AAK06H	☆	★	.250	3.000
	1/4	.375	.031	.375	3	RA216.23-1250BAK06H	☆	★	.250	3.000
.250	1/4	.500	.016	.500	4	RA216.24-1650AAK08H	☆	★	.250	3.000
	1/4	.500	.031	.500	4	RA216.24-1650BAK08H	☆	★	.250	3.000
.313	3/8	.625	.016	.625	4	RA216.24-2050AAK10H	☆	★	.375	3.500
	3/8	.625	.031	.625	4	RA216.24-2050BAK10H	☆	★	.375	3.500
.375	3/8	.750	.016	.750	4	RA216.24-2450AAK12H	☆	★	.375	3.500
	3/8	.750	.031	.750	4	RA216.24-2450BAK12H	☆	★	.375	3.500
.500	1/2	1.000	.031	1.000	4	RA216.24-3250BAK16H	☆	★	.500	4.000
	1/2	1.000	.063	1.000	4	RA216.24-3250DAK16H	☆	★	.500	4.000
.625	5/8	1.250	.063	1.250	4	RA216.24-4050DAK20H	☆	★	.625	4.500
.750	3/4	1.500	.063	1.500	4	RA216.24-4850DAK24H	☆	★	.750	5.000

A184 A194 E9 E22 E14

FRE

Fraise CoroMill® Plura carbure monobloc en bout pour le fraisage multiopérations stable

Pour les aciers et les aciers trempés d'une dureté ≤ 63 HRc

FHA	50°
BSG	COROMANT
TCDC	h10
TCDCON	h6

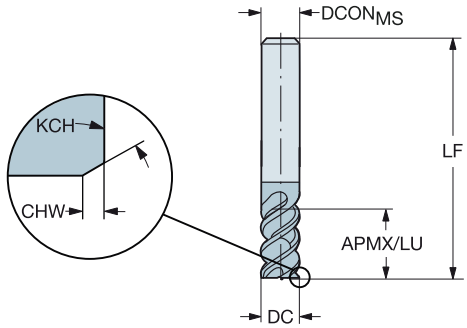

Version métrique

DC	CZC_{MS}	APMX	CHW	KCH	LU	ZEFP	Référence de commande	P 1620	H 1620	Dimensions, mm $DCON_{MS}$	LF
2.0	6	7.0	0.10	45°	7.0	3	R216.33-02050-AK70H	☆	★	6.0	57.0
3.0	6	8.0	0.10	45°	8.0	3	R216.33-03050-AK08H	☆	★	6.0	57.0
4.0	6	11.0	0.10	45°	11.0	3	R216.33-04050-AK11H	☆	★	6.0	57.0
5.0	6	13.0	0.10	45°	13.0	3	R216.33-05050-AK13H	☆	★	6.0	57.0
6.0	6	13.0	0.10	45°	13.0	4	R216.34-06050-AK13H	☆	★	6.0	65.0
8.0	8	19.0	0.10	45°	19.0	4	R216.34-08050-AK19H	☆	★	8.0	80.0
10.0	10	22.0	0.10	45°	22.0	4	R216.34-10050-AK22H	☆	★	10.0	100.0
12.0	12	26.0	0.10	45°	26.0	4	R216.34-12050-AK26H	☆	★	12.0	100.0
14.0	14	26.0	0.15	45°	26.0	4	R216.34-14050-AK26H	☆	★	14.0	104.0
16.0	16	32.0	0.15	45°	32.0	4	R216.34-16050-AK32H	☆	★	16.0	115.0
20.0	20	38.0	0.15	45°	38.0	4	R216.34-20050-AK38H	☆	★	20.0	125.0

A184 A194 E9 E22 E14

Fraise CoroMill® Plura carbure monobloc en bout pour le fraisage multiopérations stable

Pour les aciers inoxydables et les aciers d'une dureté ≤ 48 HRc

FHA	50°
BSG	COROMANT
TCDC	h10
TCDCON	h6



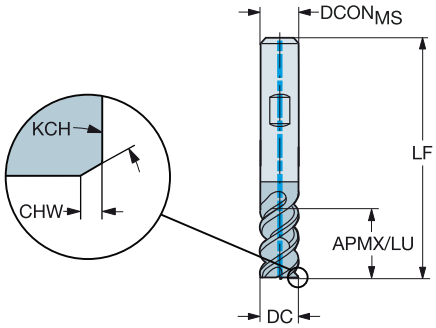

Version métrique

DC	CZC_{MS}	APMX	CHW	KCH	LU	CNSC	CXSC	ZEFP	Référence de commande	P 1640	M 1640	K 1640	S 1640	$DCON_{MS}$	LF
6.0	6	13.0	0.10	45°	13.0	1	1	4	R215.34C06050-BC13P	☆	★	☆	★	6.0	57.0
8.0	8	19.0	0.10	45°	19.0	1	1	4	R215.34C08050-BC19P	☆	★	☆	★	8.0	63.0
10.0	10	22.0	0.10	45°	22.0	1	1	4	R215.34C10050-BC22P	☆	★	☆	★	10.0	72.0
12.0	12	26.0	0.10	45°	26.0	1	1	4	R215.34C12050-BC26P	☆	★	☆	★	12.0	83.0
16.0	16	32.0	0.15	45°	32.0	1	1	4	R215.34C16050-BC32P	☆	★	☆	★	16.0	92.0
20.0	20	38.0	0.15	45°	38.0	1	1	4	R215.34C20050-BC38P	☆	★	☆	★	20.0	104.0

Dimensions, mm

A184 A194 E9 E22 E28 E14

FRE

Fraise CoroMill® Plura carbure monobloc en bout pour le fraisage multiopérations stable

Pour les aciers inoxydables et les aciers d'une dureté ≤ 48 HRc

FHA	50°
BSG	COROMANT
TCDC	h9
TCDCON	h6

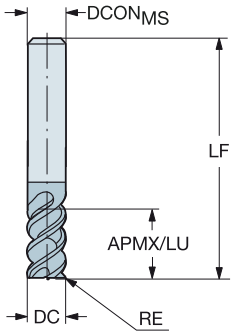

Version métrique

DC	CZC_{MS}	APMX	RE	LU	ZEFP	Référence de commande	P 1620	P 1630	M 1620	M 1630	K 1620	K 1630	S 1620	S 1630	Dimensions, mm $DCON_{MS}$	LF
4.0	6	11.0	1.00	11.0	3	R216.23-04050CAK11P	☆	★	★	☆	☆	★	★	☆	6.0	57.0
5.0	6	13.0	1.00	13.0	3	R216.23-05050CAK13P	☆	★	★	☆	☆	★	★	☆	6.0	57.0
6.0	6	13.0	1.00	13.0	4	R216.24-06050CAK13P	☆	★	★	☆	☆	★	★	☆	6.0	65.0
8.0	8	19.0	2.00	19.0	4	R216.24-08050EAK19P	☆	★	★	☆	☆	★	★	☆	8.0	80.0
10.0	10	22.0	2.00	22.0	4	R216.24-10050EAK22P	☆	★	★	☆	☆	★	★	☆	10.0	100.0
12.0	12	26.0	3.00	26.0	4	R216.24-12050GAK26P	☆	★	★	☆	☆	★	★	☆	12.0	100.0
14.0	14	26.0	3.00	26.0	4	R216.24-14050GAK26P	☆	★	★	☆	☆	★	★	☆	14.0	104.0
16.0	16	32.0	4.00	32.0	4	R216.24-16050IAK32P	☆	★	★	☆	☆	★	★	☆	16.0	115.0
20.0	20	38.0	4.00	38.0	4	R216.24-20050IAK38P	☆	★	★	☆	☆	★	★	☆	20.0	125.0

Version en pouces

DC	CZC_{MS}	APMX	RE	LU	ZEFP	Référence de commande	P 1620	P 1630	M 1620	M 1630	K 1620	K 1630	S 1620	S 1630	Dimensions, pouces $DCON_{MS}$	LF
.187	1/4	.375	.016	.375	3	RA216.23-1250AAK06P		★		★		☆		☆	.250	3.000
	1/4	.562	.016	.562	3	RA216.23-1250AAK09P	★		★		☆		☆		.250	3.000
	1/4	.562	.031	.562	3	RA216.23-1250BAK09P	★		★		☆		☆		.250	3.000
.250	1/4	.750	.016	.750	4	RA216.24-1650AAK12P	★		★		☆		☆		.250	3.000
	1/4	.500	.016	.500	4	RA216.24-1650AAK08P		★		★		☆		☆	.250	3.000
	1/4	.750	.031	.750	4	RA216.24-1650BAK12P	★		★		☆		☆		.250	3.000
.313	3/8	1.000	.016	1.000	4	RA216.24-2050AAK15P	★		★		☆		☆		.375	3.500
	3/8	.625	.016	.625	4	RA216.24-2050AAK10P		★		★		☆		☆	.375	3.500
	3/8	1.000	.031	1.000	4	RA216.24-2050BAK15P	★		★		☆		☆		.375	3.500
.375	3/8	.750	.016	.750	4	RA216.24-2450AAK12P		★		★		☆		☆	.375	3.500
	3/8	1.125	.016	1.125	4	RA216.24-2450AAK18P	★		★		☆		☆		.375	3.500
	3/8	1.125	.031	1.125	4	RA216.24-2450BAK18P	★		★		☆		☆		.375	3.500
.500	1/2	1.000	.031	1.000	4	RA216.24-3250BAK16P		★		★		☆		☆	.500	4.000
	1/2	1.500	.031	1.500	4	RA216.24-3250BAK24P	★		★		☆		☆		.500	4.000
	1/2	1.500	.063	1.500	4	RA216.24-3250DAK24P	★		★		☆		☆		.500	4.000
.625	5/8	1.250	.031	1.250	4	RA216.24-4050BAK20P		★		★		☆		☆	.625	4.500
	5/8	1.875	.063	1.875	4	RA216.24-4050DAK30P	★		★		☆		☆		.625	4.500
.750	3/4	1.500	.031	1.500	4	RA216.24-4850BAK24P		★		★		☆		☆	.750	5.000
	3/4	2.250	.063	2.250	4	RA216.24-4850DAK36P	★		★		☆		☆		.750	5.000

A184 A194 E9 E22 E14

Fraise CoroMill® Plura carbure monobloc en bout pour le fraisage multiopérations stable

Pour les aciers inoxydables et les aciers d'une dureté ≤ 48 HRc

FHA	50°
BSG	COROMANT
TCDC	h9
TCDCON	h6

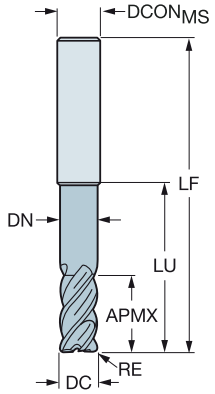

Version métrique

Dimensions, mm

DC	CZC_{MS}	APMX	RE	LU	ZEFP	Référence de commande	P 1620	M 1620	K 1620	S 1620	$DCON_{MS}$	LF	DN
10.0	10	22.0	1.00	42.0	4	R216.24-10050CCK22P	★	★	☆	☆	10.0	100.0	9.5
	10	22.0	1.50	42.0	4	R216.24-10050DCK22P	★	★	☆	☆	10.0	100.0	9.5
	10	22.0	2.00	42.0	4	R216.24-10050ECK22P	★	★	☆	☆	10.0	100.0	9.5
	10	22.0	2.50	42.0	4	R216.24-10050FCK22P	★	★	☆	☆	10.0	100.0	9.5
	10	22.0	3.00	42.0	4	R216.24-10050GCK22P	★	★	☆	☆	10.0	100.0	9.5
12.0	12	26.0	1.00	53.0	4	R216.24-12050CCK26P	★	★	☆	☆	12.0	100.0	11.4
	12	26.0	1.50	53.0	4	R216.24-12050DCK26P	★	★	☆	☆	12.0	100.0	11.4
	12	26.0	2.00	53.0	4	R216.24-12050ECK26P	★	★	☆	☆	12.0	100.0	11.4
	12	26.0	2.50	53.0	4	R216.24-12050FCK26P	★	★	☆	☆	12.0	100.0	11.4
	12	26.0	3.00	53.0	4	R216.24-12050GCK26P	★	★	☆	☆	12.0	100.0	11.4
	12	26.0	3.00	60.0	4	R216.24-12050GCL26P	★	★	☆	☆	12.0	105.0	11.4
	12	26.0	4.00	53.0	4	R216.24-12050ICK26P	★	★	☆	☆	12.0	100.0	11.4
16.0	16	36.0	1.00	65.0	4	R216.24-16050CCK36P	★	★	☆	☆	16.0	115.0	15.2
	16	36.0	1.50	65.0	4	R216.24-16050DCK36P	★	★	☆	☆	16.0	115.0	15.2
	16	36.0	2.00	65.0	4	R216.24-16050ECK36P	★	★	☆	☆	16.0	115.0	15.2
	16	36.0	2.50	65.0	4	R216.24-16050FCK36P	★	★	☆	☆	16.0	115.0	15.2
	16	36.0	3.00	65.0	4	R216.24-16050GCK36P	★	★	☆	☆	16.0	115.0	15.2
	16	36.0	3.00	80.0	4	R216.24-16050GCL36P	★	★	☆	☆	16.0	128.0	15.2
	16	36.0	4.00	65.0	4	R216.24-16050ICK36P	★	★	☆	☆	16.0	115.0	15.2
	16	36.0	6.35	67.0	4	R216.24-16050OCK36P	★	★	☆	☆	16.0	115.0	15.2
	16	36.0	6.35	80.0	4	R216.24-16050OCL36P	★	★	☆	☆	16.0	128.0	15.2
20.0	20	44.0	2.50	80.0	4	R216.24-20050FCK44P	★	★	☆	☆	20.0	145.0	19.0
	20	44.0	3.00	80.0	4	R216.24-20050GCK44P	★	★	☆	☆	20.0	145.0	19.0
	20	44.0	3.00	100.0	4	R216.24-20050GCL44P	★	★	☆	☆	20.0	150.0	19.0
	20	44.0	4.00	80.0	4	R216.24-20050ICK44P	★	★	☆	☆	20.0	145.0	19.0
	20	44.0	6.35	80.0	4	R216.24-20050OCK44P	★	★	☆	☆	20.0	145.0	19.0
25.0	25	54.0	3.00	98.0	5	R216.25-25050GCK54P	★	★	☆	☆	25.0	155.0	24.0
	25	54.0	3.00	125.0	5	R216.25-25050GCL54P	★	★	☆	☆	25.0	181.0	23.8
	25	54.0	4.00	99.0	5	R216.25-25050ICK54P	★	★	☆	☆	25.0	156.0	24.0
	25	54.0	6.35	99.0	5	R216.25-25050OCK54P	★	★	☆	☆	25.0	156.0	24.0
	25	54.0	6.35	125.0	5	R216.25-25050OCL54P	★	★	☆	☆	25.0	181.0	24.0

A184 A194 E9 E22 E14

SANDVIK Coromant

FRE

Fraise CoroMill® Plura carbure monobloc en bout pour le fraisage multiopérations stable

Pour les aciers inoxydables et les aciers d'une dureté ≤ 48 HRc

FHA	50°
BSG	COROMANT
TCDC	h10
TCDCON	h6

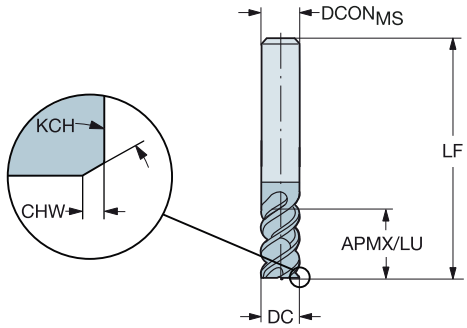

Version métrique

DC	CZC_{MS}	APMX	CHW	KCH	LU	ZEFP	Référence de commande	P 1620	P 1630	M 1620	M 1630	K 1620	K 1630	S 1620	S 1630	$DCON_{MS}$	LF
																Dimensions, mm	
4.0	6	11.0	0.10	45°	11.0	3	R216.33-04050-AK11P	★	★	★	★	☆	☆	☆	☆	6.0	57.0
5.0	6	13.0	0.10	45°	13.0	3	R216.33-05050-AK13P	★	★	★	★	☆	☆	☆	☆	6.0	57.0
6.0	6	13.0	0.10	45°	13.0	4	R216.34-06050-AK13P	★	★	★	★	☆	☆	☆	☆	6.0	65.0
8.0	8	19.0	0.10	45°	19.0	4	R216.34-08050-AK19P	★	★	★	★	☆	☆	☆	☆	8.0	80.0
10.0	10	22.0	0.10	45°	22.0	4	R216.34-10050-AK22P	★	★	★	★	☆	☆	☆	☆	10.0	100.0
12.0	12	26.0	0.10	45°	26.0	4	R216.34-12050-AK26P	★	★	★	★	☆	☆	☆	☆	12.0	100.0
14.0	14	26.0	0.15	45°	26.0	4	R216.34-14050-AK26P	★	★	★	★	☆	☆	☆	☆	14.0	104.0
16.0	16	32.0	0.15	45°	32.0	4	R216.34-16050-AK32P	★	★	★	★	☆	☆	☆	☆	16.0	115.0
20.0	20	38.0	0.15	45°	38.0	4	R216.34-20050-AK38P	★	★	★	★	☆	☆	☆	☆	20.0	125.0

A184 A194 E9 E22 E14

Fraise CoroMill® Plura carbure monobloc en bout pour le fraisage multiopérations stable

Pour les aciers inoxydables et les aciers d'une dureté ≤ 48 HRc

FHA	50°
BSG	COROMANT
TCDC	h9
TCDCON	h6

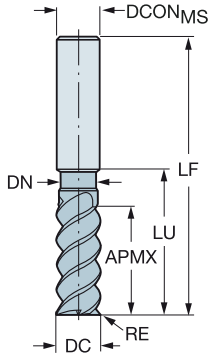

Version métrique

DC	CZC$_{MS}$	APMX	RE	LU	ZEFP	Référence de commande	P 1620	M 1620	K 1620	S 1620	Dimensions, mm DCON$_{MS}$	LF	DN
2.0	6	7.0	0.20	9.5	3	R216.23-02050ACC07P	★	★	☆	☆	6.0	57.0	1.9
3.0	6	8.0	0.30	10.0	3	R216.23-03050ACC08P	★	★	☆	☆	6.0	57.0	2.9
4.0	6	11.0	0.50	15.0	3	R216.23-04050BCC11P	★	★	☆	☆	6.0	57.0	3.8
5.0	6	13.0	0.50	16.0	3	R216.23-05050BCC13P	★	★	☆	☆	6.0	57.0	4.8
6.0	6	13.0	0.50	19.0	4	R216.24-06050BCC13P	★	★	☆	☆	6.0	57.0	5.7
	6	13.0	1.00	19.0	4	R216.24-06050CCC13P	★	★	☆	☆	6.0	57.0	5.7
8.0	8	19.0	0.50	25.0	4	R216.24-08050BCC19P	★	★	☆	☆	8.0	63.0	7.6
	8	19.0	1.00	25.0	4	R216.24-08050CCC19P	★	★	☆	☆	8.0	63.0	7.6
	8	19.0	1.50	25.0	4	R216.24-08050DCC19P	★	★	☆	☆	8.0	63.0	7.6
	8	19.0	2.00	25.0	4	R216.24-08050ECC19P	★	★	☆	☆	8.0	63.0	7.6
10.0	10	22.0	0.50	30.0	4	R216.24-10050BCC22P	★	★	☆	☆	10.0	72.0	9.5
	10	22.0	1.00	30.0	4	R216.24-10050CCC22P	★	★	☆	☆	10.0	72.0	9.5
	10	22.0	1.50	30.0	4	R216.24-10050DCC22P	★	★	☆	☆	10.0	72.0	9.5
	10	22.0	2.00	30.0	4	R216.24-10050ECC22P	★	★	☆	☆	10.0	72.0	9.5
12.0	12	26.0	0.50	36.0	4	R216.24-12050BCC26P	★	★	☆	☆	12.0	83.0	11.4
	12	26.0	1.00	36.0	4	R216.24-12050CCC26P	★	★	☆	☆	12.0	83.0	11.4
	12	26.0	1.50	36.0	4	R216.24-12050DCC26P	★	★	☆	☆	12.0	83.0	11.4
	12	26.0	2.00	36.0	4	R216.24-12050ECC26P	★	★	☆	☆	12.0	83.0	11.4
	12	26.0	2.50	36.0	4	R216.24-12050FCC26P	★	★	☆	☆	12.0	83.0	11.4
	12	26.0	3.00	36.0	4	R216.24-12050GCC26P	★	★	☆	☆	12.0	83.0	11.4
16.0	16	32.0	0.50	42.0	4	R216.24-16050BCC32P	★	★	☆	☆	16.0	92.0	15.2
	16	32.0	1.00	42.0	4	R216.24-16050CCC32P	★	★	☆	☆	16.0	92.0	15.2
	16	32.0	2.00	42.0	4	R216.24-16050ECC32P	★	★	☆	☆	16.0	92.0	15.2
	16	32.0	2.50	42.0	4	R216.24-16050FCC32P	★	★	☆	☆	16.0	92.0	15.2
	16	32.0	4.00	42.0	4	R216.24-16050ICC32P	★	★	☆	☆	16.0	92.0	15.2
20.0	20	38.0	1.00	52.0	4	R216.24-20050CCC38P	★	★	☆	☆	20.0	104.0	19.0
	20	38.0	2.00	52.0	4	R216.24-20050ECC38P	★	★	☆	☆	20.0	104.0	19.0
	20	44.0	2.50	80.0	4	R216.24-20050FCC44P	★	★	☆	☆	20.0	130.0	19.0
	20	38.0	2.50	52.0	4	R216.24-20050FCC38P	★	★	☆	☆	20.0	104.0	19.0
	20	44.0	3.00	80.0	4	R216.24-20050GCC44P	★	★	☆	☆	20.0	130.0	19.0
	20	38.0	3.00	52.0	4	R216.24-20050GCC38P	★	★	☆	☆	20.0	104.0	19.0
	20	44.0	4.00	80.0	4	R216.24-20050ICC44P	★	★	☆	☆	20.0	130.0	19.0
	20	38.0	4.00	52.0	4	R216.24-20050ICC38P	★	★	☆	☆	20.0	104.0	19.0
	20	44.0	6.35	80.0	4	R216.24-20050OCC44P	★	★	☆	☆	20.0	104.0	19.0

A184 A194 E9 E22 E14

SANDVIK Coromant

Fraise CoroMill® Plura carbure monobloc en bout pour le fraisage multiopérations stable

Pour les aciers inoxydables et les aciers d'une dureté ≤ 48 HRc

FHA 50°
BSG DIN 6527 L
TCDC h9
TCDCON h6

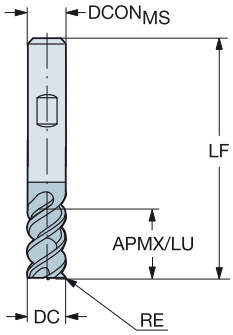

Version métrique

DC	CZC$_{MS}$	APMX	RE	LU	ZEFP	Référence de commande	P 1620	P 1630	M 1620	M 1630	K 1620	K 1630	S 1620	S 1630	Dimensions, mm DCON$_{MS}$	LF
6.0	6	13.0	1.00	13.0	4	R216.24-06050CBC13P	☆	★	★	☆	☆	★	★	☆	6.0	57.0
8.0	8	19.0	2.00	19.0	4	R216.24-08050EBC19P	☆	★	★	☆	☆	★	★	☆	8.0	63.0
10.0	10	22.0	2.00	22.0	4	R216.24-10050EBC22P	☆	★	★	☆	☆	★	★	☆	10.0	72.0
12.0	12	26.0	3.00	26.0	4	R216.24-12050GBC26P	☆	★	★	☆	☆	★	★	☆	12.0	83.0
14.0	14	26.0	3.00	26.0	4	R216.24-14050GBC26P		★		☆		★		☆	14.0	83.0
16.0	16	32.0	4.00	32.0	4	R216.24-16050IBC32P	☆	★	★	☆	☆	★	★	☆	16.0	92.0
20.0	20	38.0	4.00	38.0	4	R216.24-20050IBC38P	☆	★	★	☆	☆	★	★	☆	20.0	104.0

FHA 50°
BSG DIN 6527 L
TCDC h10
TCDCON h6



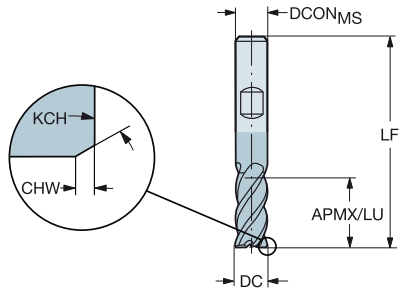

Version métrique

DC	CZC$_{MS}$	APMX	CHW	KCH	LU	ZEFP	Référence de commande	P 1620	P 1630	P 1640	M 1620	M 1630	M 1640	K 1620	K 1630	K 1640	S 1620	S 1630	S 1640	Dimensions, mm DCON$_{MS}$	LF
6.0	6	13.0	0.10	45°	13.0	4	R216.34-06050-BC13P	★	★	☆	★	★	★	☆	☆	☆	☆	☆	★	6.0	57.0
8.0	8	19.0	0.10	45°	19.0	4	R216.34-08050-BC19P	★	★	☆	★	★	★	☆	☆	☆	☆	☆	★	8.0	63.0
10.0	10	22.0	0.10	45°	22.0	4	R216.34-10050-BC22P	★	★	☆	★	★	★	☆	☆	☆	☆	☆	★	10.0	72.0
12.0	12	26.0	0.10	45°	26.0	4	R216.34-12050-BC26P	★	★	☆	★	★	★	☆	☆	☆	☆	☆	★	12.0	83.0
14.0	14	26.0	0.15	45°	26.0	4	R216.34-14050-BC26P	★	★	☆	★	★	★	☆	☆	☆	☆	☆	★	14.0	83.0
16.0	16	32.0	0.15	45°	32.0	4	R216.34-16050-BC32P	★	★	☆	★	★	★	☆	☆	☆	☆	☆	★	16.0	92.0
20.0	20	38.0	0.15	45°	38.0	4	R216.34-20050-BC38P	★	★	☆	★	★	★	☆	☆	☆	☆	☆	★	20.0	104.0

A184 A194 E9 E22 E14

Fraise CoroMill® Plura carbure monobloc en bout pour le fraisage multiopérations stable

Pour les alliages à base nickel

FHA	50°
BSG	DIN 6527 L
TCDC	h9
TCDCON	h6

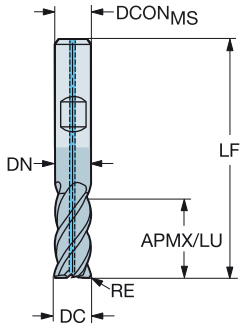

Version métrique

DC	CZCMS	APMX	RE	LU	CNSC	CXSC	ZEFP	Référence de commande	S 1725	Dimensions, mm DCONMS	LF	DN
6.0	6	13.0	0.50	19.0	1	1	4	2F440-0600-050ASD	★	6.0	57.0	5.7
	6	13.0	1.00	19.0	1	1	4	2F440-0600-100ASD	★	6.0	57.0	5.7
8.0	8	19.0	0.50	25.0	1	1	4	2F440-0800-050ASD	★	8.0	63.0	7.6
	8	19.0	1.00	25.0	1	1	4	2F440-0800-100ASD	★	8.0	63.0	7.6
10.0	10	22.0	0.50	30.0	1	1	4	2F440-1000-050ASD	★	10.0	72.0	9.5
	10	22.0	1.00	30.0	1	1	4	2F440-1000-100ASD	★	10.0	72.0	9.5
	10	22.0	2.00	30.0	1	1	4	2F440-1000-200ASD	★	10.0	72.0	9.5
12.0	12	26.0	0.50	36.0	1	1	4	2F440-1200-050ASD	★	12.0	83.0	11.4
	12	26.0	1.00	36.0	1	1	4	2F440-1200-100ASD	★	12.0	83.0	11.4
	12	26.0	2.00	36.0	1	1	4	2F440-1200-200ASD	★	12.0	83.0	11.4
16.0	16	32.0	2.00	42.0	1	1	4	2F440-1600-200ASD	★	16.0	92.0	15.2
	16	32.0	3.00	42.0	1	1	4	2F440-1600-300ASD	★	16.0	92.0	15.2
	16	32.0	4.00	42.0	1	1	4	2F440-1600-400ASD	★	16.0	92.0	15.2
20.0	20	38.0	3.00	52.0	1	1	4	2F440-2000-300ASD	★	20.0	104.0	19.0
	20	38.0	4.00	52.0	1	1	4	2F440-2000-400ASD	★	20.0	104.0	19.0
	20	38.0	6.35	52.0	1	1	4	2F440-2000-635ASD	★	20.0	104.0	19.0

Version en pouces

DC	CZCMS	APMX	RE	LU	CNSC	CXSC	ZEFP	Référence de commande	S 1725	Dimensions, pouces DCONMS	LF	DN
.250	1/4	.625	.030	.875	1	1	4	2F440-0635-076ASD	★	.250	2.500	.237
	1/4	.625	.060	.875	1	1	4	2F440-0635-152ASD	★	.250	2.500	.237
.375	3/8	.781	.030	1.156	1	1	4	2F440-0953-076ASD	★	.375	3.000	.356
	3/8	.781	.060	1.156	1	1	4	2F440-0953-152ASD	★	.375	3.000	.356
	3/8	.781	.090	1.156	1	1	4	2F440-0953-228ASD	★	.375	3.000	.356
.500	1/2	1.125	.030	1.438	1	1	4	2F440-1270-076ASD	★	.500	3.500	.475
	1/2	1.125	.060	1.438	1	1	4	2F440-1270-152ASD	★	.500	3.500	.475
	1/2	1.125	.090	1.438	1	1	4	2F440-1270-228ASD	★	.500	3.500	.475
	1/2	1.125	.120	1.438	1	1	4	2F440-1270-304ASD	★	.500	3.500	.475
.625	5/8	1.313	.030	1.563	1	1	4	2F440-1588-076ASD	★	.625	3.750	.594
	5/8	1.313	.060	1.563	1	1	4	2F440-1588-152ASD	★	.625	3.750	.594
	5/8	1.313	.090	1.563	1	1	4	2F440-1588-228ASD	★	.625	3.750	.594
	5/8	1.313	.120	1.563	1	1	4	2F440-1588-304ASD	★	.625	3.750	.594
.750	3/4	1.625	.030	1.937	1	1	4	2F440-1905-076ASD	★	.750	4.250	.713
	3/4	1.625	.060	1.937	1	1	4	2F440-1905-152ASD	★	.750	4.250	.713
	3/4	1.625	.090	1.937	1	1	4	2F440-1905-228ASD	★	.750	4.250	.713
	3/4	1.625	.120	1.937	1	1	4	2F440-1905-304ASD	★	.750	4.250	.713

A184 A194 E9 E22 E14

SANDVIK Coromant

Fraise CoroMill® Plura carbure monobloc en bout pour le fraisage multiopérations stable

Pour les alliages à base nickel

FHA	50°
BSG	DIN 6527 L
TCDC	h9
TCDCON	h6

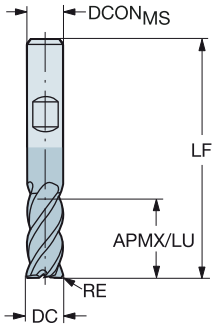

Version métrique

DC	CZC_{MS}	APMX	RE	LU	ZEFP	Référence de commande	S 1725	$DCON_{MS}$	LF
								Dimensions, mm	
2.0	6	7.0	0.20	9.5	3	2S440-0200-020-SD	★	6.0	57.0
3.0	6	8.0	0.30	10.0	3	2S440-0300-030-SD	★	6.0	57.0
4.0	6	11.0	0.50	15.0	3	2S440-0400-050-SD	★	6.0	57.0
5.0	6	13.0	0.50	16.0	3	2S440-0500-050-SD	★	6.0	57.0
6.0	6	13.0	0.50	19.0	4	2S440-0600-050-SD	★	6.0	57.0
	6	13.0	1.00	19.0	4	2S440-0600-100-SD	★	6.0	57.0
8.0	8	19.0	0.50	25.0	4	2S440-0800-050-SD	★	8.0	63.0
	8	19.0	1.00	25.0	4	2S440-0800-100-SD	★	8.0	63.0
10.0	10	22.0	0.50	30.0	4	2S440-1000-050-SD	★	10.0	72.0
	10	22.0	1.00	30.0	4	2S440-1000-100-SD	★	10.0	72.0
	10	22.0	2.00	30.0	4	2S440-1000-200-SD	★	10.0	72.0
12.0	12	26.0	0.50	36.0	4	2S440-1200-050-SD	★	12.0	83.0
	12	26.0	1.00	36.0	4	2S440-1200-100-SD	★	12.0	83.0
	12	26.0	2.00	36.0	4	2S440-1200-200-SD	★	12.0	83.0
16.0	16	32.0	2.00	42.0	4	2S440-1600-200-SD	★	16.0	92.0
	16	32.0	3.00	42.0	4	2S440-1600-300-SD	★	16.0	92.0
	16	32.0	4.00	42.0	4	2S440-1600-400-SD	★	16.0	92.0
20.0	20	38.0	3.00	52.0	4	2S440-2000-300-SD	★	20.0	104.0
	20	38.0	4.00	52.0	4	2S440-2000-400-SD	★	20.0	104.0
	20	38.0	6.35	52.0	4	2S440-2000-635-SD	★	20.0	104.0

Version en pouces

DC	CZC_{MS}	APMX	RE	LU	ZEFP	Référence de commande	S 1725	$DCON_{MS}$	LF
								Dimensions, pouces	
.250	1/4	.625	.030	.875	4	2S440-0635-076-SD	★	.250	2.500
	1/4	.625	.060	.875	4	2S440-0635-152-SD	★	.250	2.500
.375	3/8	.781	.030	1.156	4	2S440-0953-076-SD	★	.375	3.000
	3/8	.781	.060	1.156	4	2S440-0953-152-SD	★	.375	3.000
	3/8	.781	.090	1.156	4	2S440-0953-228-SD	★	.375	3.000
.500	1/2	1.125	.030	1.438	4	2S440-1270-076-SD	★	.500	3.500
	1/2	1.125	.060	1.438	4	2S440-1270-152-SD	★	.500	3.500
	1/2	1.125	.090	1.438	4	2S440-1270-228-SD	★	.500	3.500
	1/2	1.125	.120	1.438	4	2S440-1270-304-SD	★	.500	3.500
.625	5/8	1.313	.030	1.563	4	2S440-1588-076-SD	★	.625	3.750
	5/8	1.313	.060	1.563	4	2S440-1588-152-SD	★	.625	3.750
	5/8	1.313	.090	1.563	4	2S440-1588-228-SD	★	.625	3.750
	5/8	1.313	.120	1.563	4	2S440-1588-304-SD	★	.625	3.750
.750	3/4	1.625	.030	1.937	4	2S440-1905-076-SD	★	.750	4.250
	3/4	1.625	.060	1.937	4	2S440-1905-152-SD	★	.750	4.250
	3/4	1.625	.090	1.937	4	2S440-1905-228-SD	★	.750	4.250
	3/4	1.625	.120	1.937	4	2S440-1905-304-SD	★	.750	4.250

A184 A194 E9 E22 E14

Fraise CoroMill® Plura carbure monobloc en bout pour le fraisage multiopérations stable

Pour les alliages à base nickel

FHA	50°
BSG	DIN 6527 L
TCDC	h9
TCDCON	h6

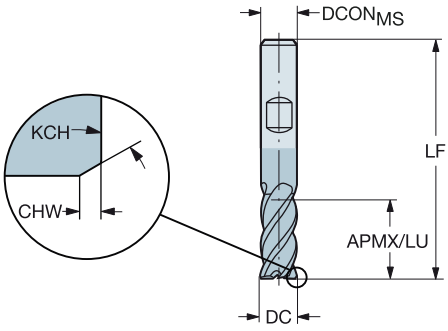

Version métrique

DC	CZC_{MS}	APMX	CHW	KCH	LU	ZEFP	Référence de commande	S 1725	$DCON_{MS}$	LF
									Dimensions, mm	
6.0	6	13.0	0.10	45°	19.0	4	2P440-0600-SD	★	6.0	57.0
8.0	8	19.0	0.10	45°	25.0	4	2P440-0800-SD	★	8.0	63.0
10.0	10	22.0	0.10	45°	30.0	4	2P440-1000-SD	★	10.0	72.0
12.0	12	26.0	0.10	45°	36.0	4	2P440-1200-SD	★	12.0	83.0
16.0	16	32.0	0.15	45°	42.0	4	2P440-1600-SD	★	16.0	92.0
20.0	20	38.0	0.15	45°	52.0	4	2P440-2000-SD	★	20.0	104.0

A184 A194 E9 E22 E14

Fraise en bout carbure monobloc CoroMill® Plura pour le fraisage dur

Quand l'utiliser

Premier choix pour l'ébauche et la semi-finition des aciers trempés dans des conditions stables
Usinage à sec

Matière ISO	P H
Nuance	1610
Manche	Cylindrique

Gamme de produits

Pour les aciers trempés d'une dureté 43≤ HRc ≤63

Fraise en bout carbure monobloc CoroMill® Plura pour le fraisage dur

Pour les aciers trempés d'une dureté 43≤ HRc ≤63

FHA	30°
BSG	COROMANT
TCDC	h9
TCDCON	h6

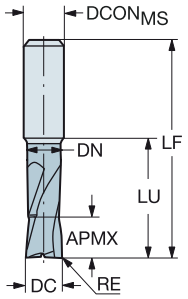

Version métrique

DC	CZC_{MS}	APMX	RE	LU	ZEFP	Référence de commande	P 1610	H 1610	Dimensions, mm $DCON_{MS}$	LF	DN
2.0	6	2.0	0.20	2.0	2	R216.22-02030AAI20G	☆	★	6.0	57.0	
	6	2.0	0.20	20.0	2	R216.22-02030AAJ20G	☆	★	6.0	75.0	1.9
3.0	6	3.0	0.30	20.0	2	R216.22-03030AAJ03G	☆	★	6.0	72.0	2.9
	6	3.0	0.50	3.0	2	R216.22-03030BAI03G	☆	★	6.0	57.0	
4.0	6	4.0	0.40	40.0	4	R216.24-04030AAJ04G	☆	★	6.0	72.0	3.8
	6	4.0	0.50	4.0	2	R216.22-04030BAI04G	☆	★	6.0	57.0	
5.0	6	5.0	0.50	20.0	2	R216.22-05030BAI05G	☆	★	6.0	57.0	4.9
	6	5.0	0.50	20.0	4	R216.24-05030BAJ05G	☆	★	6.0	72.0	4.8
6.0	6	6.0	0.50	24.0	4	R216.24-06030BAJ06G	☆	★	6.0	72.0	5.7
	6	6.0	1.00	21.0	2	R216.22-06030CAI06G	☆	★	6.0	63.0	5.7
	6	6.0	1.00	21.0	4	R216.24-06030CAI06G	☆	★	6.0	57.0	5.7
8.0	8	8.0	0.50	29.0	4	R216.24-08030BAJ08G	☆	★	8.0	80.0	7.9
	8	8.0	1.00	27.0	2	R216.22-08030CAI08G	☆	★	8.0	72.0	7.7
	8	8.0	1.00	27.0	4	R216.24-08030CAI08G	☆	★	8.0	63.0	7.7
	8	8.0	1.00	29.0	4	R216.24-08030CAJ08G	☆	★	8.0	80.0	7.9
	8	8.0	1.50	29.0	4	R216.24-08030DAJ08G	☆	★	8.0	80.0	7.9
10.0	10	10.0	0.50	35.0	4	R216.24-10030BAJ10G	☆	★	10.0	100.0	9.9
	10	10.0	1.00	35.0	4	R216.24-10030CAJ10G	☆	★	10.0	100.0	9.9
	10	10.0	1.50	32.0	2	R216.22-10030DAI10G	☆	★	10.0	72.0	9.7
	10	10.0	1.50	32.0	4	R216.24-10030DAI10G	☆	★	10.0	72.0	9.7
12.0	12	12.0	0.50	36.0	4	R216.24-12030BAJ12G	☆	★	12.0	100.0	11.8
	12	12.0	1.00	36.0	4	R216.24-12030CAJ12G	☆	★	12.0	100.0	11.8
	12	12.0	1.50	36.0	2	R216.22-12030DAI12G	☆	★	12.0	83.0	11.8
	12	12.0	1.50	36.0	4	R216.24-12030DAI12G	☆	★	12.0	83.0	11.8
	12	12.0	2.00	36.0	4	R216.24-12030EAJ12G	☆	★	12.0	100.0	11.8
16.0	16	16.0	2.00	42.0	4	R216.24-16030EAI16G	☆	★	16.0	92.0	15.8

A185 A194 E9 E22 E14

FRE

Fraise en bout carbure monobloc CoroMill® Plura pour le fraisage dur

Pour les aciers trempés d'une dureté 43≤ HRc ≤63

FHA	30°
BSG	COROMANT
TCDC	h9
TCDCON	h6

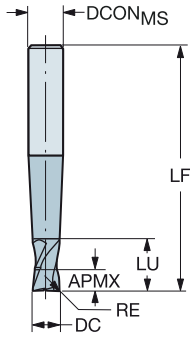

Version métrique

DC	CZC_{MS}	APMX	RE	LU	ZEFP	Référence de commande	P 1610	H 1610	Dimensions, mm $DCON_{MS}$	LF
3.0	6	3.0	0.50	4.0	2	R216.22-03030BAP03G	☆	★	6.0	80.0
4.0	6	4.0	0.50	5.0	2	R216.22-04030BAP04G	☆	★	6.0	90.0
6.0	8	6.0	0.50	7.0	2	R216.22-06030BAP06G	☆	★	8.0	100.0
	8	6.0	1.00	7.0	4	R216.24-06030CAP06G	☆	★	8.0	100.0
8.0	10	8.0	1.00	10.0	4	R216.24-08030CAP08G	☆	★	10.0	100.0
10.0	12	10.0	1.00	15.0	4	R216.24-10030CAP10G	☆	★	12.0	125.0
	12	10.0	3.00	12.0	4	R216.24-10030GAP10G	☆	★	12.0	125.0
12.0	14	12.0	1.00	14.0	4	R216.24-12030CAP12G	☆	★	14.0	140.0
16.0	16	16.0	1.00	16.0	4	R216.24-16030CAP16G	☆	★	16.0	150.0
	16	16.0	3.00	16.0	4	R216.24-16030GAP16G	☆	★	16.0	150.0

A185 A194 E9 E22 E14

Fraise en bout carbure monobloc CoroMill® Plura pour le fraisage dur

Pour les aciers trempés d'une dureté 43≤ HRc ≤63

FHA	30°
BSG	COROMANT
TCDC	h9
TCDCON	h6

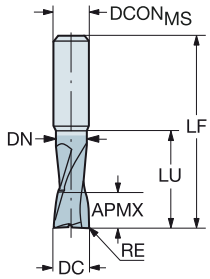

Version en pouces

DC	CZC$_{MS}$	APMX	RE	LU	ZEFP	Référence de commande	P 1610	H 1610	DCON$_{MS}$	LF	DN
									Dimensions, pouces		
.125	1/4	.125	.031	.750	4	RA216.24-0830BAK02G	☆	★	.250	3.000	.121
.156	1/4	.156	.031	.750	4	RA216.24-1030BAK02G	☆	★	.250	3.000	.137
.188	1/4	.188	.063	.750	4	RA216.24-1230DAK03G	☆	★	.250	3.000	.183
.250	1/4	.250	.063	1.000	4	RA216.24-1630DAK04G	☆	★	.250	3.000	.246
.375	3/8	.375	.063	1.250	4	RA216.24-2430DAK06G	☆	★	.375	3.500	.369

A185 A194 E9 E22 E14

SANDVIK Coromant

FRE

Fraise CoroMill® Plura carbure monobloc en bout pour de grands débits copeaux

Quand l'utiliser

Premier choix pour l'ébauche de l'aluminium, du graphite et des thermoplastiques

Matière ISO	N O	
Nuance	H10F	N20C
Manche	Cylindrique	Détalonné

Gamme de produits

Matières non-ferreuses

Matière non ferreuse avec teneur en silicium > 9%

Fraise CoroMill® Plura carbure monobloc en bout pour de grands débits copeaux

Matières non-ferreuses



FHA 25°
BSG COROMANT
TCDC h10
TCDCON h6

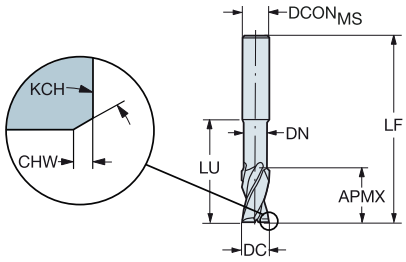

Version métrique

DC	CZC$_{MS}$	APMX	CHW	KCH	LU	ZEFP	Référence de commande	N H10F	DCON$_{MS}$	LF	DN
									Dimensions, mm		
2.0	3	3.0			9.0	2	2P120-0200-NC	★	3.0	38.0	1.9
3.0	3	4.0			12.0	2	2P120-0300-NC	★	3.0	38.0	2.9
4.0	4	6.0			14.0	2	2P120-0400-NC	★	4.0	50.0	3.8
5.0	6	8.0			16.0	2	2P120-0500-NC	★	6.0	57.0	4.8
6.0	6	10.0			28.0	2	2P120-0600-NC	★	6.0	65.0	5.7
8.0	8	12.0			35.0	2	2P120-0800-NC	★	8.0	80.0	7.6
10.0	10	14.0	0.10	45°	45.0	2	2P120-1000-NC	★	10.0	90.0	9.5
12.0	12	16.0	0.10	45°	50.0	2	2P120-1200-NC	★	12.0	100.0	11.4
16.0	16	20.0	0.15	45°	63.0	2	2P120-1600-NC	★	16.0	115.0	15.2
20.0	20	20.0	0.15	45°	70.0	2	2P120-2000-NC	★	20.0	125.0	19.0

FHA 25°
BSG COROMANT
TCDC h10
TCDCON h6



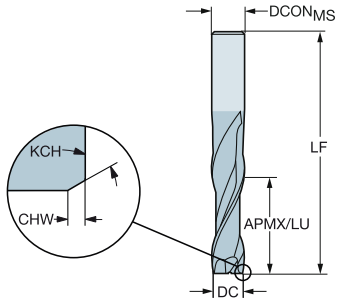

Version métrique

DC	CZC$_{MS}$	APMX	CHW	KCH	LU	ZEFP	Référence de commande	N H10F	DCON$_{MS}$	LF
									Dimensions, mm	
2.0	3	8.0			8.0	2	2P160-0200-NA	★	3.0	38.0
3.0	3	12.0			12.0	2	2P160-0300-NA	★	3.0	38.0
4.0	4	14.0			14.0	2	2P160-0400-NA	★	4.0	50.0
5.0	6	16.0			16.0	2	2P160-0500-NA	★	6.0	57.0
6.0	6	22.0			22.0	2	2P160-0600-NA	★	6.0	65.0
8.0	8	28.0			28.0	2	2P160-0800-NA	★	8.0	80.0
10.0	10	32.0	0.10	45°	32.0	2	2P160-1000-NA	★	10.0	90.0
12.0	12	38.0	0.10	45°	38.0	2	2P160-1200-NA	★	12.0	100.0

A187 A194 E9 E22 E14

SANDVIK Coromant

FRE

Fraise CoroMill® Plura carbure monobloc en bout pour de grands débits copeaux

Matières non-ferreuses

FHA	25°
BSG	COROMANT
TCDC	h10
TCDCON	h6

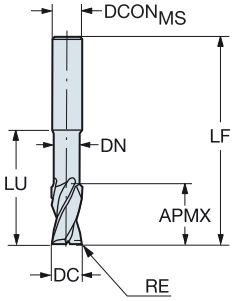

Version métrique

DC	CZC_{MS}	APMX	RE	LU	ZEFP	Référence de commande	N H10F	Dimensions, mm $DCON_{MS}$	LF	DN
2.0	3	3.0	0.15	5.0	2	2P121-0200-NC	★	3.0	38.0	1.8
	3	3.0	0.15	8.0	2	2P122-0200-NC	★	3.0	50.0	1.8
3.0	3	4.5	0.15	9.0	2	2P121-0300-NC	★	3.0	38.0	2.7
	3	4.5	0.15	12.0	2	2P122-0300-NC	★	3.0	50.0	2.7
4.0	4	6.0	0.15	12.0	2	2P121-0400-NC	★	4.0	50.0	3.7
	4	6.0	0.15	16.0	2	2P122-0400-NC	★	4.0	60.0	3.7
5.0	5	7.5	0.15	15.0	2	2P121-0500-NC	★	5.0	50.0	4.7
	5	7.5	0.15	20.0	2	2P122-0500-NC	★	5.0	60.0	4.6
6.0	6	9.0	0.15	18.0	2	2P121-0600-NC	★	6.0	57.0	5.7
	6	9.0	0.15	24.0	2	2P122-0600-NC	★	6.0	65.0	5.5
8.0	8	12.0	0.15	24.0	2	2P121-0800-NC	★	8.0	63.0	7.7
	8	12.0	0.15	32.0	2	2P122-0800-NC	★	8.0	80.0	7.4
10.0	10	15.0	0.15	30.0	2	2P121-1000-NC	★	10.0	72.0	9.7
	10	15.0	0.15	40.0	2	2P122-1000-NC	★	10.0	89.0	9.2
12.0	12	18.0	0.15	36.0	2	2P121-1200-NC	★	12.0	83.0	11.7
	12	18.0	0.15	48.0	2	2P122-1200-NC	★	12.0	100.0	11.0
14.0	14	21.0	0.15	42.0	2	2P121-1400-NC	★	14.0	83.0	13.7
16.0	16	24.0	0.15	48.0	2	2P121-1600-NC	★	16.0	92.0	15.7
	16	24.0	0.15	64.0	2	2P122-1600-NC	★	16.0	120.0	15.0
20.0	20	30.0	0.15	60.0	2	2P121-2000-NC	★	20.0	104.0	19.7
	20	30.0	0.15	80.0	2	2P122-2000-NC	★	20.0	150.0	19.0

A187 A194 E9 E22 E14

Fraise CoroMill® Plura carbure monobloc en bout pour de grands débits copeaux

Matières non-ferreuses

FHA 25°
BSG COROMANT
TCDC h10
TCDCON h6

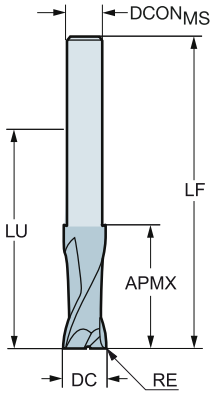

Version métrique

DC	CZC$_{MS}$	APMX	RE	LU	ZEFP	Référence de commande	N H10F	DCON$_{MS}$	LF
3.0	2	4.0	0.15	32.0	2	2P123-0300-NG	★	2.9	60.0
4.0	3	5.0	0.15	32.0	2	2P123-0400-NG	★	3.8	60.0
5.0	4	8.0	0.15	42.0	2	2P123-0500-NG	★	4.8	70.0
6.0	5	9.0	0.15	64.0	2	2P123-0600-NG	★	5.8	100.0
8.0	7	11.0	0.15	64.0	2	2P123-0800-NG	★	7.8	100.0
10.0	9	15.0	0.15	60.0	2	2P123-1000-NG	★	9.7	100.0
12.0	11	17.0	0.15	80.0	2	2P123-1200-NG	★	11.7	125.0
16.0	15	23.0	0.15	77.0	2	2P123-1600-NG	★	15.7	125.0
20.0	19	26.0	0.15	100.0	2	2P123-2000-NG	★	19.7	150.0

FHA 25°
BSG COROMANT
TCDC h10
TCDCON h6

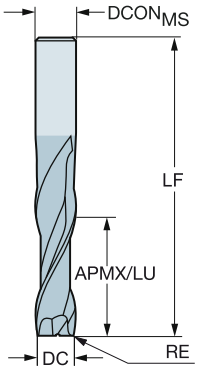

Version métrique

DC	CZC$_{MS}$	APMX	RE	LU	ZEFP	Référence de commande	N H10F	DCON$_{MS}$	LF
2.0	3	8.0	0.15	8.0	2	2P170-0200-NA	★	3.0	50.0
3.0	3	12.0	0.15	12.0	2	2P170-0300-NA	★	3.0	50.0
4.0	4	16.0	0.15	16.0	2	2P170-0400-NA	★	4.0	60.0
5.0	5	20.0	0.15	20.0	2	2P170-0500-NA	★	5.0	60.0
6.0	6	24.0	0.15	24.0	2	2P170-0600-NA	★	6.0	65.0
7.0	7	28.0	0.15	28.0	2	2P170-0700-NA	★	7.0	79.0
8.0	8	32.0	0.15	32.0	2	2P170-0800-NA	★	8.0	79.0
9.0	9	36.0	0.15	36.0	2	2P170-0900-NA	★	9.0	88.0
10.0	10	40.0	0.15	40.0	2	2P170-1000-NA	★	10.0	88.0
12.0	12	48.0	0.15	48.0	2	2P170-1200-NA	★	12.0	99.0
14.0	14	56.0	0.15	56.0	2	2P170-1400-NA	★	14.0	105.0
16.0	16	64.0	0.15	64.0	2	2P170-1600-NA	★	16.0	120.0
20.0	20	80.0	0.15	80.0	2	2P170-2000-NA	★	20.0	150.0

A187 A194 E9 E22 E14

SANDVIK Coromant

FRE

Fraise CoroMill® Plura carbure monobloc en bout pour de grands débits copeaux

Matières non-ferreuses

FHA	30°
BSG	COROMANT
TCDC	h10
TCDCON	h6

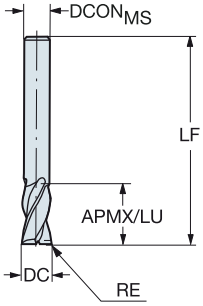

Version métrique

DC	CZC_{MS}	APMX	RE	LU	ZEFP	Référence de commande	N H10F	$DCON_{MS}$	LF
								Dimensions, mm	
2.0	3	4.0	0.15	4.0	2	2P232-0200-NA	★	3.0	38.0
3.0	3	5.0	0.15	5.0	2	2P232-0300-NA	★	3.0	38.0
4.0	4	7.0	0.15	7.0	2	2P232-0400-NA	★	4.0	50.0
5.0	5	9.0	0.15	9.0	2	2P232-0500-NA	★	5.0	50.0
6.0	6	18.0	0.15	18.0	2	2P232-0600-NA	★	6.0	57.0
7.0	7	18.0	0.15	18.0	2	2P232-0700-NA	★	7.0	60.0
8.0	8	18.0	0.15	18.0	2	2P232-0800-NA	★	8.0	63.0
9.0	9	20.0	0.15	20.0	2	2P232-0900-NA	★	9.0	67.0
10.0	10	22.0	0.15	22.0	2	2P232-1000-NA	★	10.0	72.0
12.0	12	22.0	0.15	22.0	2	2P232-1200-NA	★	12.0	83.0
14.0	14	25.0	0.15	25.0	2	2P232-1400-NA	★	14.0	83.0
16.0	16	29.0	0.15	29.0	2	2P232-1600-NA	★	16.0	92.0
18.0	18	33.0	0.15	33.0	2	2P232-1800-NA	★	18.0	92.0
20.0	20	36.0	0.15	36.0	2	2P232-2000-NA	★	20.0	104.0

A187 A194 E9 E22 E14

Fraise CoroMill® Plura carbure monobloc en bout pour de grands débits copeaux

Matières non-ferreuses

FHA 30°
BSG COROMANT
TCDC h10
TCDCON h6

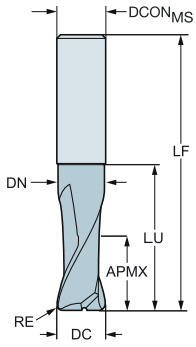

Version métrique

DC	CZC$_{MS}$	APMX	RE	LU	ZEFP	Référence de commande	N / H10F	Dimensions, mm DCON$_{MS}$	LF	DN
3.0	3	4.5	0.20	8.0	2	2S220-0300-020-NC	★	3.0	38.0	2.7
4.0	4	6.0	0.30	11.0	2	2S220-0400-030-NC	★	4.0	50.0	3.7
5.0	5	7.5	0.50	14.0	2	2S220-0500-050-NC	★	5.0	50.0	4.7
6.0	6	9.0	1.00	17.0	2	2S220-0600-100-NC	★	6.0	57.0	5.7
8.0	8	12.0	1.00	23.0	2	2S220-0800-100-NC	★	8.0	63.0	7.7
10.0	10	15.0	1.50	29.0	2	2S220-1000-150-NC	★	10.0	72.0	9.7
12.0	12	18.0	1.50	35.0	2	2S220-1200-150-NC	★	12.0	83.0	11.7
16.0	16	24.0	2.00	47.0	2	2S220-1600-200-NC	★	16.0	92.0	15.7

FHA 30°
BSG COROMANT
TCDC h10
TCDCON h6

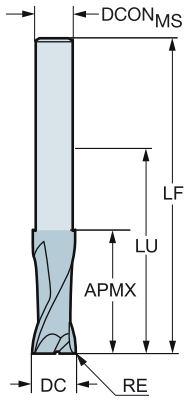

Version métrique

DC	CZC$_{MS}$	APMX	RE	LU	ZEFP	Référence de commande	N / H10F	Dimensions, mm DCON$_{MS}$	LF
3.0	2	4.0	0.20	32.0	2	2S221-0300-020-NG	★	2.9	60.0
4.0	3	5.0	0.30	32.0	2	2S221-0400-030-NG	★	3.8	60.0
5.0	4	8.0	0.50	42.0	2	2S221-0500-050-NG	★	4.8	70.0
6.0	5	9.0	1.00	64.0	2	2S221-0600-100-NG	★	5.8	100.0
8.0	7	13.0	1.00	64.0	2	2S221-0800-100-NG	★	7.8	100.0
10.0	9	15.0	1.50	60.0	2	2S221-1000-150-NG	★	9.7	100.0
12.0	11	17.0	1.50	80.0	2	2S221-1200-150-NG	★	11.7	125.0
16.0	15	23.0	2.00	77.0	2	2S221-1600-200-NG	★	15.7	125.0
20.0	19	26.0	2.50	100.0	2	2S221-2000-250-NG	★	19.7	150.0

A187 A194 E9 E22 E14

SANDVIK Coromant

FRE

Fraise CoroMill® Plura carbure monobloc en bout pour de grands débits copeaux

Matières non-ferreuses

FHA	30°
BSG	DIN 6527 L
TCDC	h10
TCDCON	h6

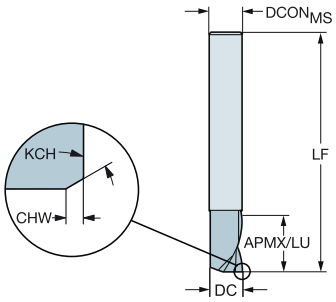

Version métrique

DC	CZC$_{MS}$	APMX	CHW	KCH	LU	ZEFP	Référence de commande	N 1630	N H10F	DCON$_{MS}$	LF
										Dimensions, mm	
3.0	6	7.0			7.0	1	2P230-0300-NA		★	6.0	57.0
	6	7.0			7.0	1	2P231-0300-NA	★		6.0	57.0
4.0	6	8.0			8.0	1	2P230-0400-NA		★	6.0	57.0
	6	8.0			8.0	1	2P231-0400-NA	★		6.0	57.0
5.0	6	10.0			10.0	1	2P230-0500-NA		★	6.0	57.0
	6	10.0			10.0	1	2P231-0500-NA	★		6.0	57.0
6.0	6	10.0			10.0	1	2P230-0600-NA		★	6.0	57.0
	6	10.0			10.0	1	2P231-0600-NA	★		6.0	57.0
8.0	8	16.0			16.0	1	2P230-0800-NA		★	8.0	63.0
	8	16.0			16.0	1	2P231-0800-NA	★		8.0	63.0
10.0	10	19.0	0.10	45°	19.0	1	2P230-1000-NA		★	10.0	72.0
	10	19.0	0.10	45°	19.0	1	2P231-1000-NA	★		10.0	72.0

A187 A194 E9 E22 E14

Fraise CoroMill® Plura carbure monobloc en bout pour de grands débits copeaux

Matière non ferreuse avec teneur en silicium > 9%

FHA	30°
BSG	COROMANT
TCDC	h10
TCDCON	h6

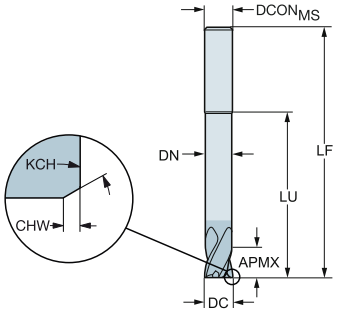

Version métrique

DC	CZC$_{MS}$	APMX	CHW	KCH	LU	ZEFP	Référence de commande	N 20C	O 20C	Dimensions, mm DCON$_{MS}$	LF	DN
1.0	3	1.0			2.0	2	2P210-0100-NC	★	☆	3.0	50.0	
1.5	3	1.5			1.5	2	2P210-0150-NC	★	☆	3.0	50.0	
2.0	3	2.0			2.0	2	2P210-0200-NC	★	☆	3.0	50.0	
3.0	6	3.0			3.0	2	2P210-0300-NC	★	☆	6.0	80.0	
4.0	6	4.0			40.0	2	2P210-0400-NC	★	☆	6.0	100.0	3.8
5.0	6	5.0			50.0	2	2P210-0500-NC	★	☆	6.0	100.0	4.8
6.0	6	6.0			60.0	4	2P210-0600-NC	★	☆	6.0	100.0	5.7
8.0	8	8.0			80.0	4	2P210-0800-NC	★	☆	8.0	120.0	7.6
10.0	10	10.0	0.10	45°	100.0	4	2P210-1000-NC	★	☆	10.0	150.0	9.5
12.0	12	12.0	0.10	45°	100.0	4	2P210-1200-NC	★	☆	12.0	150.0	11.4
16.0	16	16.0	0.15	45°	100.0	4	2P210-1600-NC	★	☆	16.0	150.0	15.2

A187 A194 E9 E22 E14

SANDVIK Coromant

Fraise carbure monobloc en bout CoroMill® Plura pour l'ébauche avec brise-copeaux

Quand l'utiliser

Premier choix pour l'ébauche de l'aluminium, du graphite et des thermoplastiques

Matière ISO	P	M	K	S	N
Nuance	H10F	1620	1640		
Manche	Cylindrique	Weldon			

Fraise carbure monobloc en bout CoroMill® Plura pour l'ébauche avec brise-copeaux

Matières ISO S

FHA	30°
BSG	DIN 6527 L
TCDC	h10
TCDCON	h6

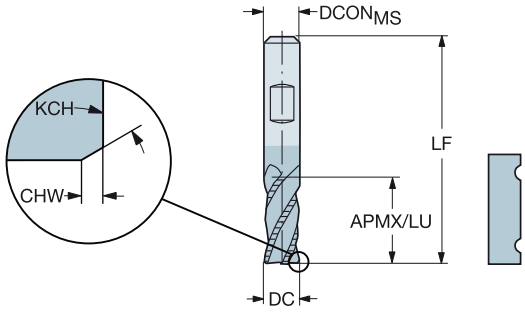

Version métrique

DC	CZC_{MS}	APMX	CHW	KCH	LU	ZEFP	Référence de commande	M 1620	S 1620	$DCON_{MS}$	LF
										Dimensions, mm	
6.0	6	13.0			13.0	4	R216.34-06030-BC13B	☆	★	6.0	57.0
8.0	8	19.0			19.0	4	R216.34-08030-BC19B	☆	★	8.0	63.0
10.0	10	22.0	0.10	45°	22.0	4	R216.34-10030-BC22B	☆	★	10.0	72.0
12.0	12	26.0	0.10	45°	26.0	4	R216.34-12030-BC26B	☆	★	12.0	83.0
16.0	16	32.0	0.15	45°	32.0	4	R216.34-16030-BC32B	☆	★	16.0	92.0
18.0	18	32.0	0.15	45°	32.0	4	R216.34-18030-BC32B	☆	★	18.0	92.0
20.0	20	38.0	0.15	45°	38.0	4	R216.34-20030-BC38B	☆	★	20.0	104.0
25.0	25	45.0	0.15	45°	45.0	5	R216.35-25030-BC45B	☆	★	25.0	121.0

A188 A194 E9 E22 E14

Fraise carbure monobloc en bout CoroMill® Plura pour l'ébauche avec brise-copeaux

Matières non-ferreuses

FHA 40°
BSG COROMANT
TCDC h12
TCDCON h5

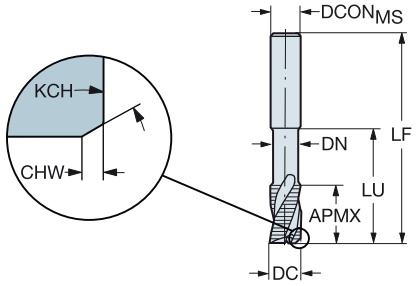

Version métrique

DC	CZC$_{MS}$	APMX	CHW	KCH	LU	ZEFP	Référence de commande	N H10F	Dimensions, mm DCON$_{MS}$	LF	DN
6.0	8	10.0	0.64	55°	24.0	3	R216.33-06040-AJ10U	★	8.0	63.0	5.5
8.0	10	12.0	0.64	55°	29.0	3	R216.33-08040-AJ12U	★	10.0	72.0	7.5
10.0	12	14.0	0.83	55°	35.0	3	R216.33-10040-AJ14U	★	12.0	83.0	9.5
12.0	12	16.0	0.83	55°	50.0	3	R216.33-12040-AJ16U	★	12.0	100.0	11.4
16.0	16	20.0	1.00	55°	63.0	3	R216.33-16040-AJ20U	★	16.0	115.0	15.2
20.0	20	20.0	1.00	55°	70.0	3	R216.33-20040-AJ20U	★	20.0	125.0	19.0
25.0	25	25.0	1.29	55°	75.0	3	R216.33-25040-AJ25U	★	25.0	135.0	23.8

FHA 40°
BSG DIN 6527 L
TCDC h12
TCDCON h5

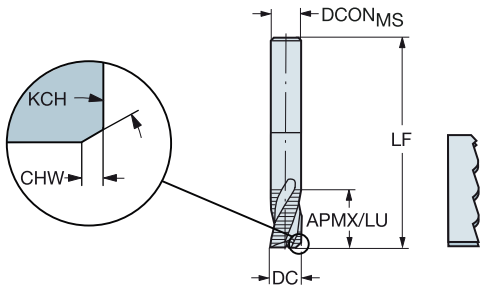

Version métrique

DC	CZC$_{MS}$	APMX	CHW	KCH	LU	ZEFP	Référence de commande	N H10F	Dimensions, mm DCON$_{MS}$	LF
6.0	6	13.0	0.64	55°	13.0	3	R216.33-06040-AC13U	★	6.0	57.0
8.0	8	19.0	0.64	55°	19.0	3	R216.33-08040-AC19U	★	8.0	63.0
10.0	10	22.0	0.83	55°	22.0	3	R216.33-10040-AC22U	★	10.0	72.0
12.0	12	26.0	0.83	55°	26.0	3	R216.33-12040-AC26U	★	12.0	83.0
14.0	14	26.0	1.00	55°	26.0	3	R216.33-14040-AC26U	★	14.0	83.0
16.0	16	32.0	1.00	55°	32.0	3	R216.33-16040-AC32U	★	16.0	92.0
20.0	20	38.0	1.00	55°	38.0	3	R216.33-20040-AC38U	★	20.0	104.0

A188 A194 E9 E22 E14

Fraise carbure monobloc en bout CoroMill® Plura pour l'ébauche avec brise-copeaux

Pour les aciers d'une dureté ≤ 48 HRc

FHA	30°
BSG	DIN 6527 K
TCDC	h12
TCDCON	h6

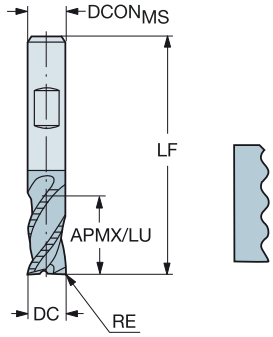

Version métrique

DC	CZC_{MS}	APMX	RE	LU	ZEFP	Référence de commande	P 1640	M 1640	K 1640	$DCON_{MS}$	LF
6.0	6	7.0	0.35	7.0	3	R216.33-06030-BS07K	★	☆	★	6.0	54.0
8.0	8	9.0	0.40	9.0	3	R216.33-08030-BS09K	★	☆	★	8.0	58.0
10.0	10	11.0	0.40	11.0	3	R216.33-10030-BS11K	★	☆	★	10.0	66.0
12.0	12	12.0	0.40	12.0	3	R216.33-12030-BS12K	★	☆	★	12.0	73.0
14.0	14	14.0	0.40	14.0	3	R216.33-14030-BS14K	★	☆	★	14.0	75.0
16.0	16	16.0	0.40	16.0	3	R216.33-16030-BS16K	★	☆	★	16.0	82.0
20.0	20	20.0	0.40	20.0	3	R216.33-20030-BS20K	★	☆	★	20.0	92.0

FHA	40°
BSG	DIN 6527 L
TCDC	h12
TCDCON	h6

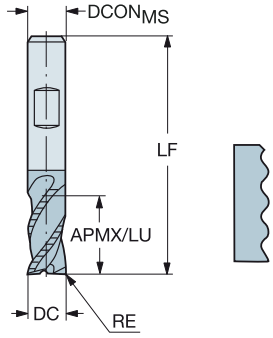

Version métrique

DC	CZC_{MS}	APMX	RE	LU	ZEFP	Référence de commande	P 1640	M 1640	K 1640	$DCON_{MS}$	LF
6.0	6	13.0	0.35	13.0	4	R216.34-06040-BC13K	★	☆	★	6.0	57.0
8.0	8	19.0	0.35	19.0	4	R216.34-08040-BC19K	★	☆	★	8.0	63.0
10.0	10	22.0	0.40	22.0	4	R216.34-10040-BC22K	★	☆	★	10.0	72.0
12.0	12	26.0	0.40	26.0	4	R216.34-12040-BC26K	★	☆	★	12.0	83.0
14.0	14	26.0	0.40	26.0	4	R216.34-14040-BC26K	★	☆	★	14.0	83.0
16.0	16	32.0	0.40	32.0	4	R216.34-16040-BC32K	★	☆	★	16.0	92.0
18.0	18	32.0	0.40	32.0	4	R216.34-18040-BC32K	★	☆	★	18.0	92.0
20.0	20	38.0	0.40	38.0	4	R216.34-20040-BC38K	★	☆	★	20.0	104.0

A188 A194 E9 E22 E14

Fraise carbure monobloc en bout CoroMill® Plura pour l'ébauche avec brise-copeaux

Pour les aciers d'une dureté ≤ 48 HRc

FHA	45°
BSG	DIN 6527 L
TCDC	h12
TCDCON	h6

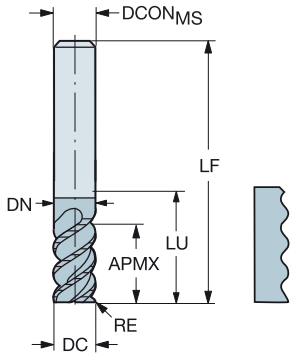

Version métrique

DC	CZC_{MS}	APMX	RE	LU	ZEFP	Référence de commande	P 1640	M 1640	K 1640	S 1640	Dimensions, mm $DCON_{MS}$	LF	DN
16.0	16	32.0	4.00	44.0	6	R216.36-16045ICC32K	★	☆	☆	☆	16.0	92.0	15.2
	16	32.0	4.00	64.0	6	R216.36-16045ICK32K	★	☆	☆	☆	16.0	112.0	15.2
20.0	20	38.0	4.00	54.0	6	R216.36-20045ICC38K	★	☆	☆	☆	20.0	104.0	19.0
	20	38.0	4.00	80.0	6	R216.36-20045ICK38K	★	☆	☆	☆	20.0	130.0	19.0
25.0	25	45.0	4.00	65.0	8	R216.38-25045ICC45K	★	☆	☆	☆	25.0	121.0	23.8
	25	45.0	4.00	100.0	8	R216.38-25045ICK45K	★	☆	☆	☆	25.0	156.0	23.8

A188 A194 E9 E22 E14

Fraise carbure monobloc en bout CoroMill® Plura pour l'ébauche avec brise-copeaux

Aciers, aciers inoxydables

FHA 40°
BSG DIN 6527 K
TCDC h12
TCDCON h6

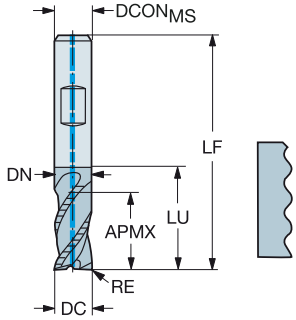

Version métrique

DC	CZC$_{MS}$	APMX	RE	LU	CNSC	CXSC	ZEFP	Référence de commande	P 1640	M 1640	K 1640	S 1640	Dimensions, mm DCON$_{MS}$	LF	DN
6.0	6	7.0	0.35	16.0	1	1	4	R215.34C06040-DS07K	★	★	☆	☆	6.0	54.0	5.5
8.0	8	9.0	0.40	20.0	1	1	4	R215.34C08040-DS09K	★	★	☆	☆	8.0	58.0	7.5
10.0	10	11.0	0.40	24.0	1	1	4	R215.34C10040-DS11K	★	★	☆	☆	10.0	66.0	9.5
12.0	12	12.0	0.40	26.0	1	1	4	R215.34C12040-DS12K	★	★	☆	☆	12.0	73.0	11.4
16.0	16	16.0	0.40	32.0	1	1	4	R215.34C16040-DS16K	★	★	☆	☆	16.0	82.0	15.2
20.0	20	20.0	0.40	40.0	1	1	4	R215.34C20040-DS20K	★	★	☆	☆	20.0	92.0	19.0

FHA 40°
BSG DIN 6527 L
TCDC h12
TCDCON h6

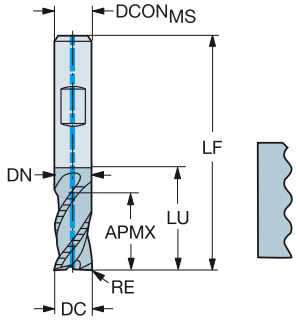

Version métrique

DC	CZC$_{MS}$	APMX	RE	LU	CNSC	CXSC	ZEFP	Référence de commande	P 1640	M 1640	K 1640	S 1640	Dimensions, mm DCON$_{MS}$	LF	DN
6.0	6	13.0	0.35	19.0	1	1	4	R215.34C06040-DC13K	★	★	☆	☆	6.0	57.0	5.5
8.0	8	19.0	0.40	25.0	1	1	4	R215.34C08040-DC19K	★	★	☆	☆	8.0	63.0	7.5
10.0	10	22.0	0.40	30.0	1	1	4	R215.34C10040-DC22K	★	★	☆	☆	10.0	72.0	9.5
12.0	12	26.0	0.40	36.0	1	1	4	R215.34C12040-DC26K	★	★	☆	☆	12.0	83.0	11.4
16.0	16	32.0	0.40	42.0	1	1	4	R215.34C16040-DC32K	★	★	☆	☆	16.0	92.0	15.2
20.0	20	38.0	0.40	52.0	1	1	4	R215.34C20040-DC38K	★	★	☆	☆	20.0	104.0	19.0

A188 A194 E9 E22 E28 E14

SANDVIK Coromant

FRE

Fraise carbure monobloc en bout CoroMill® Plura pour la finition

Quand l'utiliser

Premier choix pour la finition d'épaulements

Opérations d'ébauche avec faible engagement radial si une grande avance est recherchée (stratégie trochoïdale)

Matière ISO	P	M	K	S	H
Nuance	1610		1620		
Manche	Cylindrique				

Gamme de produits

Pour les aciers trempés d'une dureté 43≤ HRc ≤63

Aciers et aciers inoxydables de dureté ≤ 48 HRc



Fraise carbure monobloc en bout CoroMill® Plura pour la finition

Pour les aciers trempés d'une dureté 43≤ HRc ≤63

FHA 30°
BSG DIN 6527 L
TCDC h10
TCDCON h6

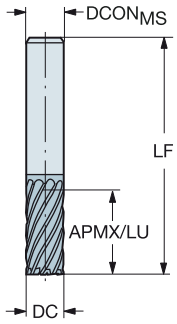

Version métrique

DC	CZC_{MS}	APMX	LU	ZEFP	Référence de commande	P 1610	H 1610	$DCON_{MS}$	LF
								Dimensions, mm	
5.0	6	13.0	13.0	6	R215.36-05030-AC13H	☆	★	6.0	57.0
6.0	6	13.0	13.0	6	R215.36-06030-AC13H	☆	★	6.0	57.0
8.0	8	19.0	19.0	8	R215.38-08030-AC19H	☆	★	8.0	63.0
10.0	10	22.0	22.0	10	R215.3A-10030-AC22H	☆	★	10.0	72.0
12.0	12	26.0	26.0	12	R215.3C-12030-AC26H	☆	★	12.0	83.0
14.0	14	26.0	26.0	14	R215.3E-14030-AC26H	☆	★	14.0	83.0
16.0	16	32.0	32.0	16	R215.3G-16030-AC32H	☆	★	16.0	92.0
20.0	20	38.0	38.0	16	R215.3G-20030-AC38H	☆	★	20.0	104.0

FHA 50°
BSG DIN 6527 L
TCDC h10
TCDCON h6

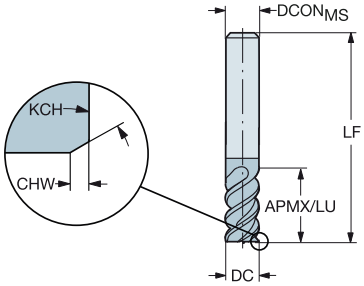

Version métrique

DC	CZC_{MS}	APMX	CHW	KCH	LU	ZEFP	Référence de commande	P 1610	H 1610	$DCON_{MS}$	LF
										Dimensions, mm	
3.0	6	8.0	0.10	45°	8.0	4	R215.34-03050-AC08H	☆	★	6.0	57.0
4.0	6	11.0	0.10	45°	11.0	4	R215.34-04050-AC11H	☆	★	6.0	57.0
6.0	6	13.0	0.10	45°	13.0	6	R215.36-06050-AC13H	☆	★	6.0	57.0
8.0	8	19.0	0.10	45°	19.0	6	R215.36-08050-AC19H	☆	★	8.0	63.0
10.0	10	22.0	0.10	45°	22.0	6	R215.36-10050-AC22H	☆	★	10.0	72.0
12.0	12	26.0	0.10	45°	26.0	6	R215.36-12050-AC26H	☆	★	12.0	83.0
16.0	16	32.0	0.15	45°	32.0	6	R215.36-16050-AC32H	☆	★	16.0	92.0
20.0	20	38.0	0.15	45°	38.0	8	R215.38-20050-AC38H	☆	★	20.0	104.0

A189 A194 E9 E22 E14

SANDVIK Coromant

Fraise carbure monobloc en bout CoroMill® Plura pour la finition

Pour les aciers trempés d'une dureté 43≤ HRc ≤63

FHA	50°
BSG	DIN 6527 L
TCDC	h9
TCDCON	h5

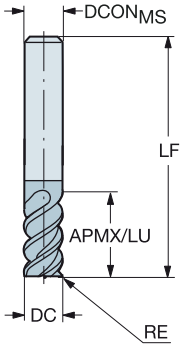

Version métrique

DC	CZC_{MS}	APMX	RE	LU	ZEFP	Référence de commande	P 1610	H 1610	Dimensions, mm $DCON_{MS}$	LF
3.0	6	8.0	0.50	8.0	4	R215.24-03050BAC08H	☆	★	6.0	57.0
4.0	6	11.0	0.50	11.0	4	R215.24-04050BAC11H	☆	★	6.0	57.0
6.0	6	13.0	0.50	13.0	6	R215.26-06050BAC13H	☆	★	6.0	57.0
8.0	8	19.0	0.50	19.0	6	R215.26-08050BAC19H	☆	★	8.0	63.0
10.0	10	22.0	1.00	22.0	6	R215.26-10050CAC22H	☆	★	10.0	72.0
	10	22.0	1.50	22.0	6	R215.26-10050DAC22H	☆	★	10.0	72.0
	10	22.0	2.00	22.0	6	R215.26-10050EAC22H	☆	★	10.0	72.0
12.0	12	26.0	1.00	26.0	6	R215.26-12050CAC26H	☆	★	12.0	83.0
16.0	16	32.0	1.50	32.0	6	R215.26-16050DAC32H	☆	★	16.0	92.0
20.0	20	38.0	1.50	38.0	8	R215.28-20050DAC38H	☆	★	20.0	104.0

A189 A194 E9 E22 E14

Fraise carbure monobloc en bout CoroMill® Plura pour la finition

Pour les aciers inoxydables et les aciers d'une dureté ≤ 48 HRc

FHA	50°
BSG	DIN 6527 L
TCDC	h10
TCDCON	h6

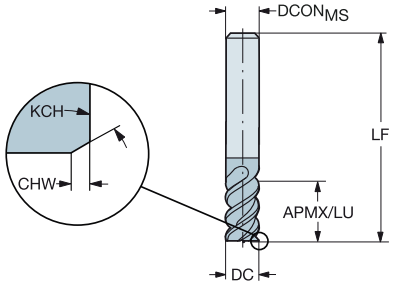

Version métrique

DC	CZC_{MS}	APMX	CHW	KCH	LU	ZEFP	Référence de commande	P 1620	M 1620	K 1620	S 1620	$DCON_{MS}$	LF
								Dimensions, mm					
3.0	6	8.0	0.10	45°	8.0	4	R215.34-03050-AC08L	★	★	☆	☆	6.0	57.0
4.0	6	11.0	0.10	45°	11.0	4	R215.34-04050-AC11L	★	★	☆	☆	6.0	57.0
5.0	6	13.0	0.10	45°	13.0	5	R215.35-05050-AC13L	★	★	☆	☆	6.0	57.0
6.0	6	13.0	0.10	45°	13.0	6	R215.36-06050-AC13L	★	★	☆	☆	6.0	57.0
8.0	8	19.0	0.10	45°	19.0	6	R215.36-08050-AC19L	★	★	☆	☆	8.0	63.0
10.0	10	22.0	0.10	45°	22.0	6	R215.36-10050-AC22L	★	★	☆	☆	10.0	72.0
12.0	12	26.0	0.10	45°	26.0	6	R215.36-12050-AC26L	★	★	☆	☆	12.0	83.0
16.0	16	32.0	0.15	45°	32.0	6	R215.36-16050-AC32L	★	★	☆	☆	16.0	92.0
20.0	20	38.0	0.15	45°	38.0	8	R215.38-20050-AC38L	★	★	☆	☆	20.0	104.0

A189 A194 E9 E22 E14

SANDVIK Coromant

Fraise carbure monobloc en bout CoroMill® Plura pour la finition

Pour les aciers inoxydables et les aciers d'une dureté ≤ 48 HRc

FHA	60°
BSG	DIN 6527 L
TCDC	h10
TCDCON	h6

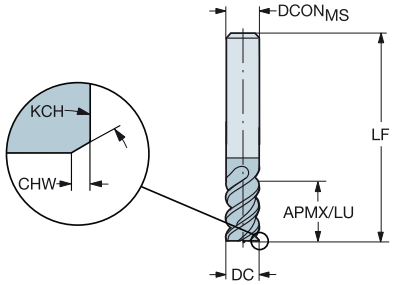

Version métrique

DC	CZC_{MS}	APMX	CHW	KCH	LU	ZEFP	Référence de commande	P 1620	M 1620	K 1620	S 1620	Dimensions, mm $DCON_{MS}$	LF
6.0	6	13.0	0.10	45°	13.0	6	R215.36-06060-AC13L	★	★	☆	☆	6.0	57.0
8.0	8	19.0	0.10	45°	19.0	6	R215.36-08060-AC19L	★	★	☆	☆	8.0	63.0
10.0	10	22.0	0.10	45°	22.0	6	R215.36-10060-AC22L	★	★	☆	☆	10.0	72.0
12.0	12	26.0	0.10	45°	26.0	6	R215.36-12060-AC26L	★	★	☆	☆	12.0	83.0
14.0	14	26.0	0.15	45°	26.0	6	R215.36-14060-AC26L	★	★	☆	☆	14.0	83.0
16.0	16	32.0	0.15	45°	32.0	6	R215.36-16060-AC32L	★	★	☆	☆	16.0	92.0
18.0	18	32.0	0.15	45°	32.0	6	R215.36-18060-AC32L	★	★	☆	☆	18.0	92.0
20.0	20	38.0	0.15	45°	38.0	6	R215.36-20060-AC38L	★	★	☆	☆	20.0	104.0

A189 A194 E9 E22 E14

Fraise carbure monobloc en bout CoroMill® Plura pour la finition

Pour les aciers inoxydables et les aciers d'une dureté ≤ 48 HRc

FHA	50°
BSG	COROMANT
TCDC	h9
TCDCON	h6

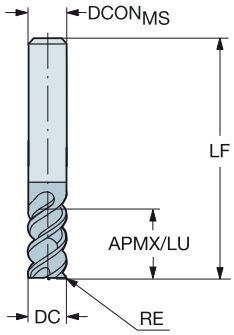

Version en pouces

DC	CZCMS	APMX	RE	LU	ZEFP	Référence de commande	P 1620	M 1620	K 1620	S 1620	Dimensions, pouces DCONMS	LF
.063	1/4	.188	.016	.188	4	RA215.24-0450AAK13L	★	★	☆	☆	.250	3.000
.094	1/4	.281	.016	.281	4	RA215.24-0650AAK18L	★	★	☆	☆	.250	3.000
	1/4	.281	.031	.281	4	RA215.24-0650BAK18L	★	★	☆	☆	.250	3.000
.125	1/4	.375	.016	.375	4	RA215.24-0850AAK06L	★	★	☆	☆	.250	3.000
	1/4	.375	.031	.375	4	RA215.24-0850BAK06L	★	★	☆	☆	.250	3.000
.156	1/4	.500	.016	.500	4	RA215.24-1050AAK08L	★	★	☆	☆	.250	3.000
	1/4	.500	.031	.500	4	RA215.24-1050BAK08L	★	★	☆	☆	.250	3.000
.188	1/4	.571	.016	.563	6	RA215.26-1250AAK09L	★	★	☆	☆	.250	3.000
	1/4	.571	.031	.563	6	RA215.26-1250BAK09L	★	★	☆	☆	.250	3.000
.250	1/4	.750	.016	.750	6	RA215.26-1650AAK12L	★	★	☆	☆	.250	3.000
	1/4	.750	.031	.750	6	RA215.26-1650BAK12L	★	★	☆	☆	.250	3.000
	1/4	1.125	.031	1.125	6	RA215.26-1650BAL18L	★	★	☆	☆	.250	4.000
.313	3/8	1.000	.016	1.000	6	RA215.26-2050AAK15L	★	★	☆	☆	.375	3.500
	3/8	1.400	.031	1.406	6	RA215.26-2050BAL23L	★	★	☆	☆	.375	4.500
	3/8	1.000	.031	1.000	6	RA215.26-2050BAK15L	★	★	☆	☆	.375	3.500
.375	3/8	1.125	.031	1.125	6	RA215.26-2450BAK18L	★	★	☆	☆	.375	3.500
	3/8	1.666	.063	1.688	6	RA215.26-2450DAL27L	★	★	☆	☆	.375	4.500
	3/8	1.125	.063	1.125	6	RA215.26-2450DAK18L	★	★	☆	☆	.375	3.500
.500	1/2	1.500	.031	1.500	6	RA215.26-3250BAK24L	★	★	☆	☆	.500	4.000
	1/2	1.500	.063	1.500	6	RA215.26-3250DAK24L	★	★	☆	☆	.500	4.000
	1/2	2.250	.063	2.250	6	RA215.26-3250DAL36L	★	★	☆	☆	.500	5.000
.625	5/8	1.875	.063	1.875	6	RA215.26-4050DAK30L	★	★	☆	☆	.625	4.500
	5/8	2.813	.125	2.813	6	RA215.26-4050HAL45L	★	★	☆	☆	.625	5.500
.750	3/4	2.250	.063	2.250	8	RA215.28-4850DAK36L	★	★	☆	☆	.750	5.000
	3/4	3.375	.125	3.375	8	RA215.28-4850HAL54L	★	★	☆	☆	.750	6.000

A189 A194 E9 E22 E14

SANDVIK Coromant

Fraise carbure monobloc en bout CoroMill® Plura pour le micro fraisage

Quand l'utiliser

Excellent outil pour l'ébauche en décolletage

Matière ISO	P M K N S H
Nuance	1620
Manche	Cylindrique

Gamme de produits

Multimatières, dureté ≤ 63 HRc

Fraise carbure monobloc en bout CoroMill® Plura pour le micro fraisage

Multimatières, dureté ≤ 63 HRc

FHA 30°
BSG COROMANT
TCDC h9
TCDCON h6

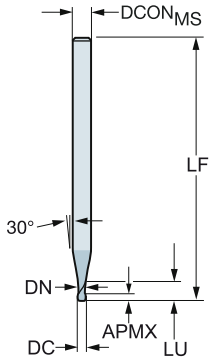

Version métrique

DC	CZC_{MS}	APMX	LU	ZEFP	Référence de commande	P 1620	M 1620	K 1620	N 1620	S 1620	H 1620	Dimensions, mm $DCON_{MS}$	LF	DN
0.4	3	0.4	1.3	2	2P211-0040-PC	★	★	★	★	★	★	3.0	38.0	0.4
0.5	3	0.5	1.5	2	2P211-0050-PC	★	★	★	★	★	★	3.0	38.0	0.5
	3	0.5	2.5	2	2P212-0050-PC	★	★	★	★	★	★	3.0	60.0	0.5
0.6	3	0.6	1.8	2	2P211-0060-PC	★	★	★	★	★	★	3.0	38.0	0.6
	3	0.6	3.0	2	2P212-0060-PC	★	★	★	★	★	★	3.0	60.0	0.6
0.8	3	0.8	2.0	2	2P211-0080-PC	★	★	★	★	★	★	3.0	38.0	0.8
	3	0.8	4.0	2	2P212-0080-PC	★	★	★	★	★	★	3.0	60.0	0.8
1.0	3	1.0	2.5	2	2P211-0100-PC	★	★	★	★	★	★	3.0	38.0	1.0
	3	1.0	5.0	2	2P212-0100-PC	★	★	★	★	★	★	3.0	60.0	1.0

FHA 30°
BSG COROMANT
TCDC h9
TCDCON h6

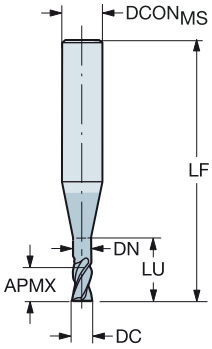

DC	CZC_{MS}	APMX	LU	ZEFP	Référence de commande	P 1620	M 1620	K 1620	N 1620	S 1620	H 1620	Dimensions, mm $DCON_{MS}$	LF	DN
0.4	6	0.4	1.0	2	R216.32-00430-AE04G	★	★	★	★	★	★	6.0	54.0	0.4
0.5	6	0.5	1.2	2	R216.32-00530-AE05G	★	★	★	★	★	★	6.0	54.0	0.5
	6	0.5	2.5	2	R216.32-00530-AI05G	★	★	★	★	★	★	6.0	57.0	0.5
	6	0.5	5.0	2	R216.32-00530-AJ05G	★	★	★	★	★	★	6.0	57.0	0.5
0.6	6	0.6	1.5	2	R216.32-00630-AE06G	★	★	★	★	★	★	6.0	54.0	0.6
	6	0.6	3.0	2	R216.32-00630-AI06G	★	★	★	★	★	★	6.0	57.0	0.6
	6	0.6	6.0	2	R216.32-00630-AJ06G	★	★	★	★	★	★	6.0	57.0	0.6
0.8	6	0.8	2.0	2	R216.32-00830-AE08G	★	★	★	★	★	★	6.0	54.0	0.8
	6	0.8	4.0	2	R216.32-00830-AI08G	★	★	★	★	★	★	6.0	57.0	0.8
	6	0.8	8.0	2	R216.32-00830-AJ08G	★	★	★	★	★	★	6.0	57.0	0.8
1.0	6	1.0	2.5	2	R216.32-01030-AE10G	★	★	★	★	★	★	6.0	54.0	1.0
	6	1.0	5.0	2	R216.32-01030-AI10G	★	★	★	★	★	★	6.0	57.0	1.0
	6	1.0	10.0	2	R216.32-01030-AJ10G	★	★	★	★	★	★	6.0	57.0	1.0

A190 A194 E9 E22 E14

SANDVIK Coromant

Fraise à bout sphérique CoroMill® Plura carbure monobloc pour le micro fraisage

Quand l'utiliser

Fraise pour le profilage en décolletage

Matière ISO	P M K N S H
Nuance	1620 1700
Manche	Cylindrique

Gamme de produits

Multi-matières de dureté ≤ 63 HRc

Pour les aciers trempés d'une dureté 43≤ HRc ≤63

Fraise à bout sphérique CoroMill® Plura carbure monobloc pour le micro fraisage

Multimatières, dureté ≤ 63 HRc

FHA	30°
BSG	COROMANT
TCDC	h9
TCDCON	h6
PSIR	0°

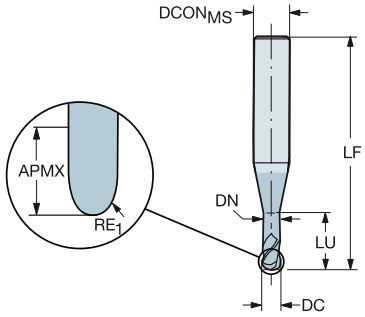

Version métrique

DC	CZC$_{MS}$	APMX	RE$_1$	LU	ZEFP	Référence de commande	P 1620	M 1620	K 1620	N 1620	S 1620	H 1620	Dimensions, mm DCON$_{MS}$	LF	DN
0.4	6	0.4	0.20	1.0	2	R216.42-00430-AE04G	★	★	★	★	★	★	6.0	54.0	0.4
0.5	6	0.5	0.25	1.2	2	R216.42-00530-AE05G	★	★	★	★	★	★	6.0	54.0	0.5
0.6	6	0.6	0.30	1.5	2	R216.42-00630-AE06G	★	★	★	★	★	★	6.0	54.0	0.6
0.8	6	0.8	0.40	2.0	2	R216.42-00830-AE08G	★	★	★	★	★	★	6.0	54.0	0.8
1.0	6	1.0	0.50	2.5	2	R216.42-01030-AE10G	★	★	★	★	★	★	6.0	54.0	1.0

FHA	30°
BSG	COROMANT
TCDC	h9
TCDCON	h6
PSIR	0°

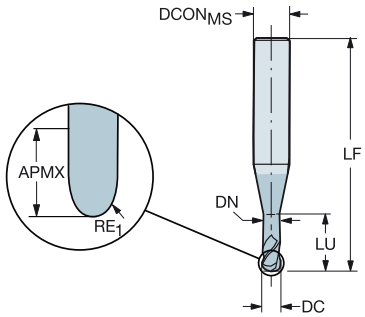

Version métrique

DC	CZC$_{MS}$	APMX	RE$_1$	LU	ZEFP	Référence de commande	P 1620	M 1620	K 1620	N 1620	S 1620	H 1620	Dimensions, mm DCON$_{MS}$	LF	DN
0.5	6	0.5	0.25	2.5	2	R216.42-00530-AO05G	★	★	★	★	★	★	6.0	57.0	0.5
0.6	6	0.6	0.30	3.0	2	R216.42-00630-AO06G	★	★	★	★	★	★	6.0	57.0	0.6
0.8	6	0.8	0.40	4.0	2	R216.42-00830-AO08G	★	★	★	★	★	★	6.0	57.0	0.8
1.0	6	1.0	0.50	5.0	2	R216.42-01030-AO10G	★	★	★	★	★	★	6.0	57.0	1.0

A190 A194 E9 E22 E14

Fraise à bout sphérique CoroMill® Plura carbure monobloc pour le micro fraisage

Multimatières, dureté ≤ 63 HRc

FHA	30°
BSG	COROMANT
TCDC	h9
TCDCON	h6
PSIR	0°

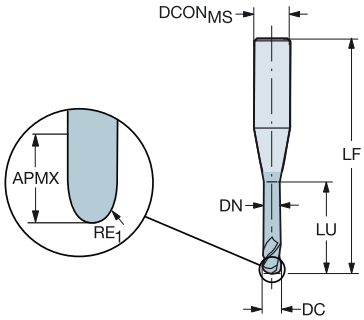

Version métrique

DC	CZCMS	APMX	RE1	LU	ZEFP	Référence de commande	P 1620	M 1620	K 1620	N 1620	S 1620	H 1620	Dimensions, mm DCONMS	LF	DN
0.5	6	0.5	0.25	5.0	2	R216.42-00530-AJ05G	★	★	★	★	★	★	6.0	57.0	0.5
0.6	6	0.6	0.30	6.0	2	R216.42-00630-AJ06G	★	★	★	★	★	★	6.0	57.0	0.6
0.8	6	0.8	0.40	8.0	2	R216.42-00830-AJ08G	★	★	★	★	★	★	6.0	57.0	0.8
1.0	6	1.0	0.50	10.0	2	R216.42-01030-AJ10G	★	★	★	★	★	★	6.0	57.0	1.0

A190 A194 E9 E22 E14

Fraise à bout sphérique CoroMill® Plura carbure monobloc pour le micro fraisage

Pour les aciers trempés d'une dureté 43≤ HRc ≤63

FHA	30°
BSG	COROMANT
TCDC	h8
TCDCON	h5
PSIR	0°

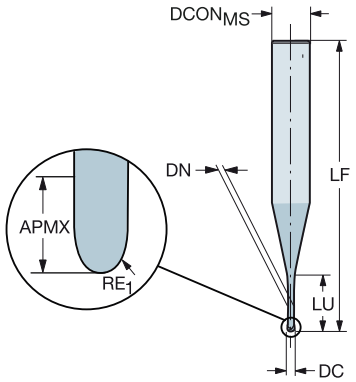

Version métrique

DC	CZC_{MS}	APMX	RE_1	LU	ZEFP	Référence de commande	H 1700	Dimensions, mm $DCON_{MS}$	LF	DN
0.2	4	0.2	0.10	0.3	2	R216.42-00230-EC02G	★	4.0	45.0	0.2
	4	0.2	0.10	2.0	2	R216.42-00230-IC02G	★	4.0	45.0	0.2
0.3	4	0.3	0.15	0.5	2	R216.42-00330-EC03G	★	4.0	45.0	0.3
	4	0.3	0.15	0.9	2	R216.42-00330-FC03G	★	4.0	45.0	0.3
	4	0.3	0.15	1.5	2	R216.42-00330-GC03G	★	4.0	45.0	0.3
	4	0.3	0.15	2.0	2	R216.42-00330-HC03G	★	4.0	45.0	0.3
	4	0.3	0.15	3.0	2	R216.42-00330-JC03G	★	4.0	45.0	0.3
0.4	4	0.3	0.20	0.6	2	R216.42-00430-EC04G	★	4.0	45.0	0.4
	4	0.3	0.20	1.2	2	R216.42-00430-FC04G	★	4.0	45.0	0.4
	4	0.3	0.20	2.0	2	R216.42-00430-GC04G	★	4.0	45.0	0.4
	4	0.3	0.20	4.0	2	R216.42-00430-JC04G	★	4.0	45.0	0.4
0.5	4	0.4	0.25	0.8	2	R216.42-00530-EC05G	★	4.0	45.0	0.5
	4	0.4	0.25	1.5	2	R216.42-00530-FC05G	★	4.0	45.0	0.5
	4	0.4	0.25	3.0	2	R216.42-00530-HC05G	★	4.0	45.0	0.5
	4	0.4	0.25	5.0	2	R216.42-00530-JC05G	★	4.0	45.0	0.5
0.8	4	0.5	0.40	1.2	2	R216.42-00830-EC08G	★	4.0	45.0	0.8
	4	0.5	0.40	2.4	2	R216.42-00830-FC08G	★	4.0	45.0	0.8
1.0	6	0.8	0.50	1.5	2	R216.42-01030-EC10G	★	6.0	45.0	1.0
	6	0.8	0.50	3.0	2	R216.42-01030-FC10G	★	6.0	45.0	1.0
	6	0.8	0.50	6.0	2	R216.42-01030-HC10G	★	6.0	45.0	1.0
	6	0.8	0.50	10.0	2	R216.42-01030-JC10G	★	6.0	50.0	1.0
1.2	6	1.1	0.60	3.6	2	R216.42-01230-FC12G	★	6.0	45.0	1.2
1.5	6	1.4	0.75	2.3	2	R216.42-01530-EC15G	★	6.0	45.0	1.4
	6	1.4	0.75	4.5	2	R216.42-01530-FC15G	★	6.0	45.0	1.4
	6	1.4	0.75	8.0	2	R216.42-01530-GC15G	★	6.0	45.0	1.4
	6	1.4	0.75	12.0	2	R216.42-01530-IC15G	★	6.0	50.0	1.4
2.0	6	1.7	1.00	3.0	2	R216.42-02030-EC20G	★	6.0	45.0	1.9
	6	1.7	1.00	6.0	2	R216.42-02030-FC20G	★	6.0	45.0	1.9
	6	1.7	1.00	8.0	2	R216.42-02030-GC20G	★	6.0	45.0	1.9
	6	1.7	1.00	12.0	2	R216.42-02030-HC20G	★	6.0	50.0	1.9
	6	1.7	1.00	16.0	2	R216.42-02030-IC20G	★	6.0	50.0	1.9
	6	1.7	1.00	20.0	2	R216.42-02030-JC20G	★	6.0	55.0	1.9
2.5	6	2.0	1.25	15.0	2	R216.42-02530-HC25G	★	6.0	50.0	2.4
	6	2.0	1.25	20.0	2	R216.42-02530-IC25G	★	6.0	55.0	2.4

A190 A194 E9 E22 E14

SANDVIK Coromant

Fraise à bout sphérique CoroMill® Plura carbure monobloc pour le profilage

Quand l'utiliser

Profilage dans différentes matières

Matière ISO	P	M	K	N	S	O
Nuance	1620	1630				
Manche	Cylindrique					

Gamme de produits

Multimatières, dureté ≤ 48 HRc

Fraise à bout sphérique CoroMill® Plura carbure monobloc pour le profilage

Matières non-ferreuses

FHA	30°
BSG	COROMANT
TCDC	h9
TCDCON	h6
PSIR	0°

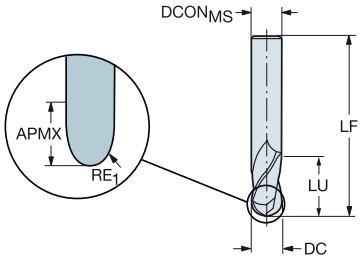

Version métrique

DC	CZC_{MS}	APMX	RE_1	LU	ZEFP	Référence de commande	N H10F	Dimensions, mm $DCON_{MS}$	LF
2.0	6	6.0	1.00	6.0	2	R216.42-02030-AK60A	★	6.0	57.0
3.0	6	7.0	1.50	7.0	2	R216.42-03030-AK07A	★	6.0	80.0
4.0	6	8.0	2.00	8.0	2	R216.42-04030-AK08A	★	6.0	80.0
5.0	6	10.0	2.50	10.0	2	R216.42-05030-AK10A	★	6.0	80.0
6.0	6	10.0	3.00	10.0	2	R216.42-06030-AK10A	★	6.0	80.0
8.0	8	16.0	4.00	16.0	2	R216.42-08030-AK16A	★	8.0	100.0
10.0	10	19.0	5.00	19.0	2	R216.42-10030-AK19A	★	10.0	100.0
12.0	12	22.0	6.00	22.0	2	R216.42-12030-AK22A	★	12.0	100.0
16.0	16	26.0	8.00	26.0	2	R216.42-16030-AK26A	★	16.0	100.0

FHA	40°
BSG	COROMANT
TCDC	h10
TCDCON	h6
PSIR	0°

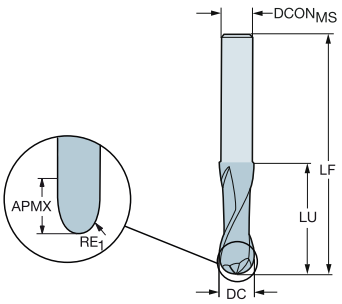

Version métrique

DC	CZC_{MS}	APMX	RE_1	LU	ZEFP	Référence de commande	N H10F	Dimensions, mm $DCON_{MS}$	LF
3.0	2	4.0	1.50	32.0	2	2B320-0300-NG	★	2.9	60.0
4.0	3	5.0	2.00	32.0	2	2B320-0400-NG	★	3.8	60.0
5.0	4	8.0	2.50	42.0	2	2B320-0500-NG	★	4.8	70.0
6.0	5	9.0	3.00	64.0	2	2B320-0600-NG	★	5.8	100.0
8.0	7	13.0	4.00	64.0	2	2B320-0800-NG	★	7.8	100.0
10.0	9	15.0	5.00	60.0	2	2B320-1000-NG	★	9.7	100.0
12.0	11	17.0	6.00	80.0	2	2B320-1200-NG	★	11.7	125.0
16.0	15	23.0	8.00	77.0	2	2B320-1600-NG	★	15.7	125.0

A192 A194 E9 E22 E14

SANDVIK Coromant

FRE

Fraise à bout sphérique CoroMill® Plura carbure monobloc pour le profilage

Matières non-ferreuses

FHA	40°
BSG	COROMANT
TCDC	h10
TCDCON	h8
PSIR	0°

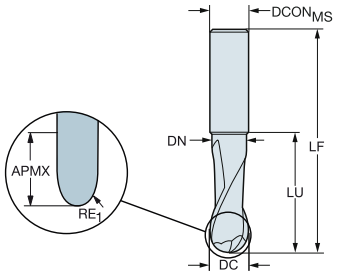

Version métrique

DC	CZC_{MS}	APMX	RE_1	LU	ZEFP	Référence de commande	N H10F	Dimensions, mm $DCON_{MS}$	LF	DN
3.0	3	5.0	1.50	8.8	2	2B330-0300-NC	★	3.0	38.0	2.7
4.0	4	7.0	2.00	11.8	2	2B330-0400-NC	★	4.0	50.0	3.7
5.0	5	10.0	2.50	14.8	2	2B330-0500-NC	★	5.0	50.0	4.7
6.0	6	11.0	3.00	17.8	2	2B330-0600-NC	★	6.0	57.0	5.7
8.0	8	14.0	4.00	23.8	2	2B330-0800-NC	★	8.0	63.0	7.7
10.0	10	18.0	5.00	29.8	2	2B330-1000-NC	★	10.0	73.0	9.7
12.0	12	22.0	6.00	35.8	2	2B330-1200-NC	★	12.0	83.0	11.7
16.0	16	29.0	8.00	47.8	2	2B330-1600-NC	★	16.0	92.0	15.7

A192 A194 E9 E22 E14

Fraise à bout sphérique CoroMill® Plura carbure monobloc pour le profilage

Matière non ferreuse avec teneur en silicium > 9%

FHA	30°
BSG	COROMANT
TCDC	h9
TCDCON	h8
PSIR	0°

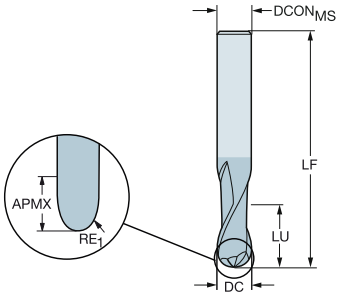

Version métrique

DC	CZC_{MS}	APMX	RE_1	LU	ZEFP	Référence de commande	N	O	$DCON_{MS}$	LF
							N20C	N20C	Dimensions, mm	
1.0	3	3.0	0.50	3.0	2	2B230-0100-NA	★	☆	3.0	38.0
1.5	3	3.0	0.75	3.0	2	2B230-0150-NA	★	☆	3.0	38.0
2.0	3	6.0	1.00	6.0	2	2B230-0200-NA	★	☆	3.0	38.0
3.0	3	7.0	1.50	7.0	2	2B230-0300-NA	★	☆	3.0	38.0
4.0	6	8.0	2.00	8.0	2	2B230-0400-NA	★	☆	6.0	57.0
6.0	6	10.0	3.00	10.0	2	2B230-0600-NA	★	☆	6.0	57.0
8.0	8	16.0	4.00	16.0	2	2B230-0800-NA	★	☆	8.0	63.0
10.0	10	19.0	5.00	19.0	2	2B230-1000-NA	★	☆	10.0	72.0
12.0	12	22.0	6.00	22.0	2	2B230-1200-NA	★	☆	12.0	83.0

A192 A194 E9 E22 E14

SANDVIK Coromant

FRE

Fraise à bout sphérique CoroMill® Plura carbure monobloc pour le profilage

Pour les aciers et les aciers trempés d'une dureté ≤ 63 HRc

	R216.42..30-AI..G	R216.4x..30-AK..G
FHA	30°	30°
BSG	COROMANT	COROMANT
TCDC	h9	h9
TCDCON	h6	h6
PSIR	0°	0°

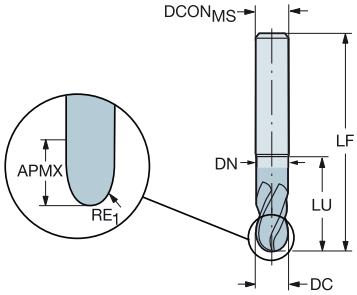

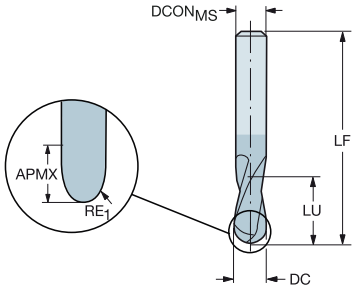

Version métrique

DC	CZC_{MS}	APMX	RE_1	LU	ZEFP	Référence de commande	P 1610	P 1620	M 1620	K 1620	S 1620	H 1610	$DCON_{MS}$	LF	DN
1.0	6	1.0	0.50	1.0	2	R216.42-01030-AI10G	☆	★	★	☆	☆	★	6.0	57.0	
	6	1.5	0.50	1.5	2	R216.42-01030-AK15G	★	★	★	☆	☆	★	6.0	57.0	
1.5	6	1.5	0.75	2.0	2	R216.42-01530-AI15G	☆					★	6.0	57.0	
	6	2.0	0.75	2.0	2	R216.42-01530-AK20G	★	★	★	☆	☆	★	6.0	57.0	
2.0	6	2.0	1.00	2.0	2	R216.42-02030-AI20G	☆	★	★	☆	☆	★	6.0	57.0	
	6	3.0	1.00	3.0	2	R216.42-02030-AK30G	★	★	★	☆	☆	★	6.0	57.0	
2.5	6	2.5	1.25	2.0	2	R216.42-02530-AI25G	☆					★	6.0	57.0	
	6	3.0	1.25	3.0	2	R216.42-02530-AK30G	★	★	★	☆	☆	★	6.0	57.0	
3.0	6	3.0	1.50	3.0	2	R216.42-03030-AI03G	☆	★	★	☆	☆	★	6.0	57.0	
	6	4.0	1.50	4.0	2	R216.42-03030-AK04G	★	★	★	☆	☆	★	6.0	57.0	
4.0	6	4.0	2.00	4.0	2	R216.42-04030-AI04G	☆	★	★	☆	☆	★	6.0	57.0	
	6	5.0	2.00	5.0	2	R216.42-04030-AK05G	★	★	★	☆	☆	★	6.0	80.0	
5.0	6	5.0	2.50	20.0	2	R216.42-05030-AI05G	☆	★	★	☆	☆	★	6.0	57.0	4.9
	6	6.0	2.50	6.0	2	R216.42-05030-AK06G	★	★	★	☆	☆	★	6.0	80.0	
6.0	6	6.0	3.00	21.0	2	R216.42-06030-AI06G	☆	★	★	☆	☆	★	6.0	63.0	5.7
	6	10.0	3.00	10.0	2	R216.42-06030-AK10G	★	★	★	☆	☆	★	6.0	80.0	
8.0	8	8.0	4.00	27.0	2	R216.42-08030-AI08G	☆	★	★	☆	☆	★	8.0	63.0	7.7
	8	16.0	4.00	16.0	2	R216.42-08030-AK16G	★	★	★	☆	☆	★	8.0	100.0	
10.0	10	10.0	5.00	32.0	2	R216.42-10030-AI10G	☆	★	★	☆	☆	★	10.0	72.0	9.7
	10	19.0	5.00	19.0	2	R216.42-10030-AK19G	★	★	★	☆	☆	★	10.0	100.0	
12.0	12	12.0	6.00	36.0	2	R216.42-12030-AI12G	☆	★	★	☆	☆	★	12.0	83.0	11.4
	12	22.0	6.00	22.0	2	R216.42-12030-AK22G	★	★	★	☆	☆	★	12.0	100.0	
16.0	16	32.0	8.00	32.0	2	R216.42-16030-AK32G	★	★	★	☆	☆	★	16.0	125.0	

A192 A194 E9 E22 E14

Fraise à bout sphérique CoroMill® Plura carbure monobloc pour le profilage

Pour les aciers et les aciers trempés d'une dureté ≤ 63 HRc

FHA	30°
BSG	COROMANT
TCDC	h9
TCDCON	h6
PSIR	0°



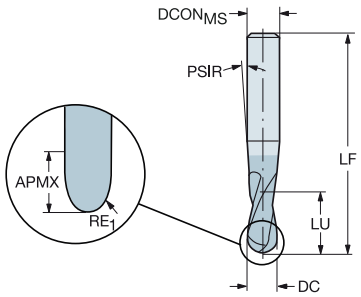

Version métrique

DC	CZC$_{MS}$	APMX	RE$_1$	LU	ZEFP	Référence de commande	P 1610	P 1620	M 1620	K 1620	S 1620	H 1610	DCON$_{MS}$	LF	PSIR
1.0	6	1.0	0.50	1.0	2	R216.42-01030-AP10G	★	★	★	☆	☆	★	6.0	80.0	0°
2.0	6	2.0	1.00	2.0	2	R216.42-02030-AP20G	★	★	★	☆	☆	★	6.0	80.0	0°
3.0	6	3.0	1.50	3.0	2	R216.42-03030-AP03G	★	★	★	☆	☆	★	6.0	80.0	0°
4.0	8	4.0	2.00	4.0	2	R216.42-04030-AP04G	★	★	★	☆	☆	★	8.0	90.0	0°
5.0	8	5.0	2.50	5.0	2	R216.42-05030-AP05G	★	★	★	☆	☆	★	8.0	100.0	0°
6.0	10	6.0	3.00	6.0	2	R216.42-06030-AP06G	★	★	★	☆	☆	★	10.0	100.0	0°
8.0	12	8.0	4.00	8.0	2	R216.42-08030-AP08G	★	★	★	☆	☆	★	12.0	100.0	0°
10.0	14	10.0	5.00	10.0	2	R216.42-10030-AP10G	★	★	★	☆	☆	★	14.0	125.0	0°
12.0	16	12.0	6.00	12.0	2	R216.42-12030-AP12G	★	★	★	☆	☆	★	16.0	140.0	0°

FHA	30°
BSG	COROMANT
TCDC	h7
TCDCON	h6
PSIR	0°

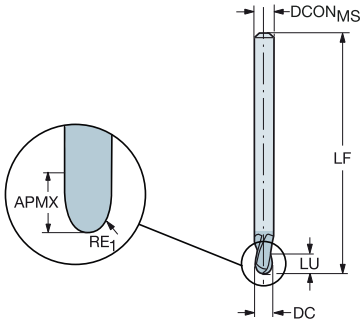

Version métrique

DC	CZC$_{MS}$	APMX	RE$_1$	LU	ZEFP	Référence de commande	P P10	M P10	K P10	S P10	H P10	DCON$_{MS}$	LF
3.0	3	5.0	1.50	5.0	2	R216.42-03030-AQ05G	★	☆	☆	☆	★	3.0	100.0
4.0	4	6.0	2.00	6.0	2	R216.42-04030-AQ06G	★	☆	☆	☆	★	4.0	100.0
6.0	6	9.0	3.00	9.0	2	R216.42-06030-AQ09G	★	☆	☆	☆	★	6.0	125.0
8.0	8	12.0	4.00	12.0	2	R216.42-08030-AQ12G	★	☆	☆	☆	★	8.0	150.0
10.0	10	15.0	5.00	15.0	2	R216.42-10030-AQ15G	★	☆	☆	☆	★	10.0	150.0
12.0	12	18.0	6.00	18.0	2	R216.42-12030-AQ18G	★	☆	☆	☆	★	12.0	150.0

A192 A194 E9 E22 E14

FRE

Fraise à bout sphérique CoroMill® Plura carbure monobloc pour le profilage

Pour les aciers inoxydables et les aciers d'une dureté ≤ 48 HRc

FHA	40°
BSG	COROMANT
TCDCON	h6
PSIR	3°



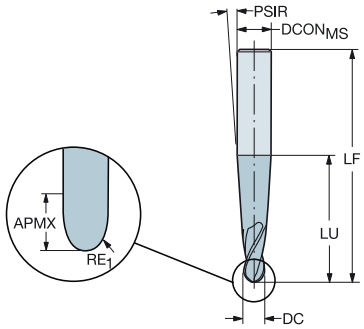

Version métrique

							P		M		K		N		S		H		Dimensions, mm		
DC	CZC_{MS}	APMX	RE_1	LU	ZEFP	Référence de commande	1620	1630	1620	1630	1620	1630	1620	1630	1620	1630	1620	1630	$DCON_{MS}$	LF	PSIR
4.0	8	40.0	2.00	40.0	3	R216.53-04040RAL40G	☆		★		☆		☆		★		☆		8.0	80.0	3°
	8	10.0	2.00	10.0	2	R216.52-04040RAL10G		★		☆		★		☆		☆		☆	8.0	80.0	3°
6.0	10	12.0	3.00	12.0	2	R216.52-06040RAL12G		★		☆		★		☆		☆		☆	10.0	100.0	3°
	10	40.0	3.00	40.0	4	R216.54-06040RAL40G	☆		★		☆		☆		★		☆		10.0	100.0	3°
8.0	12	15.0	4.00	15.0	3	R216.53-08040RAL15G		★		☆		★		☆		☆		☆	12.0	100.0	3°
	12	40.0	4.00	40.0	4	R216.54-08040RAL40G	☆		★		☆		☆		★		☆		12.0	100.0	3°
10.0	14	40.0	5.00	40.0	4	R216.54-10040RAL40G	☆		★		☆		☆		★		☆		14.0	115.0	3°
12.0	16	42.0	6.00	42.0	4	R216.54-12040RAL42G	☆		★		☆		☆		★		☆		16.0	115.0	3°
16.0	20	45.0	8.00	45.0	4	R216.54-16040RAL45G	☆		★		☆		☆		★		☆		20.0	125.0	3°

A192 A194 E9 E22 E14

Fraise à bout sphérique CoroMill® Plura carbure monobloc pour le profilage

Pour les aciers trempés d'une dureté 43≤ HRc ≤63

FHA 30°
BSG COROMANT
TCDCON h6
PSIR 0°



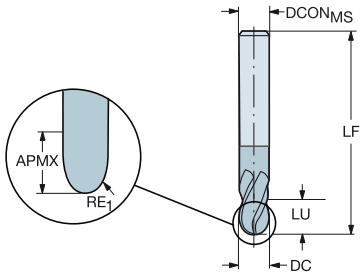

Version métrique

DC	CZC_{MS}	APMX	RE_1	LU	ZEFP	Référence de commande	H 1700	$DCON_{MS}$	LF
3.0	6	4.5	1.50	10.0	2	R216.42-03030-AL04G	★	6.0	70.0
	6	4.5	1.50	5.0	2	R216.42-03030-AS04G	★	6.0	57.0
4.0	6	6.0	2.00	6.0	2	R216.42-04030-AC06G	★	6.0	70.0
	6	6.0	2.00	6.0	2	R216.42-04030-AS06G	★	6.0	57.0
5.0	6	7.5	2.50	8.0	2	R216.42-05030-AC07G	★	6.0	80.0
	6	7.5	2.50	8.0	2	R216.42-05030-AS07G	★	6.0	57.0
6.0	6	9.0	3.00	9.0	2	R216.42-06030-AC09G	★	6.0	90.0
	6	9.0	3.00	9.0	2	R216.42-06030-AS09G	★	6.0	57.0
8.0	8	12.0	4.00	12.0	2	R216.42-08030-AC12G	★	8.0	100.0
	8	12.0	4.00	12.0	2	R216.42-08030-AS12G	★	8.0	63.0
10.0	10	15.0	5.00	15.0	2	R216.42-10030-AC15G	★	10.0	100.0
	10	15.0	5.00	15.0	2	R216.42-10030-AS15G	★	10.0	72.0
12.0	12	18.0	6.00	18.0	2	R216.42-12030-AS18G	★	12.0	83.0

FHA 30°
BSG COROMANT
TCDC h9
TCDCON h6
PSIR 0°

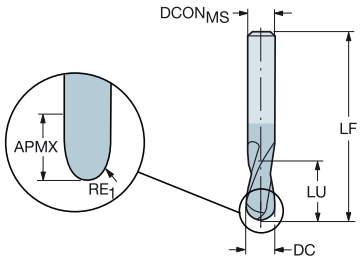

Version métrique

DC	CZC_{MS}	APMX	RE_1	LU	ZEFP	Référence de commande	P 1610	H 1610	$DCON_{MS}$	LF
6.0	6	6.0	3.00	21.0	4	R216.44-06030-AI06G	☆	★	6.0	57.0
8.0	8	8.0	4.00	27.0	4	R216.44-08030-AI08G	☆	★	8.0	63.0
10.0	10	10.0	5.00	32.0	4	R216.44-10030-AI10G	☆	★	10.0	72.0
12.0	12	12.0	6.00	36.0	4	R216.44-12030-AI12G	☆	★	12.0	83.0
16.0	16	16.0	8.00	42.0	4	R216.44-16030-AI16G	☆	★	16.0	92.0

A192 A194 E9 E22 E14

SANDVIK Coromant

FRE

Fraise à bout sphérique CoroMill® Plura carbure monobloc pour le profilage

Pour les aciers trempés d'une dureté 43≤ HRc ≤63

FHA	30°
BSG	COROMANT
TCDC	h9
TCDCON	h6
PSIR	0°

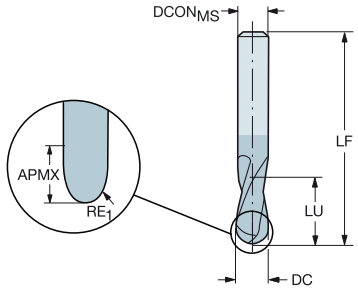

Version métrique

DC	CZC$_{MS}$	APMX	RE$_1$	LU	ZEFP	Référence de commande	P 1610	H 1610	Dimensions, mm DCON$_{MS}$	LF
1.0	6	1.5	0.50	1.5	2	R216.42-01030-AC15G	☆	★	6.0	57.0
2.0	6	3.0	1.00	3.0	2	R216.42-02030-AC30G	☆	★	6.0	57.0
3.0	6	4.0	1.50	4.0	2	R216.42-03030-AC04G	☆	★	6.0	21.0
4.0	6	5.0	2.00	5.0	2	R216.42-04030-AC05G	☆	★	6.0	57.0
5.0	6	6.0	2.50	6.0	2	R216.42-05030-AC06G	☆	★	6.0	57.0
6.0	6	10.0	3.00	10.0	2	R216.42-06030-AC10G	☆	★	6.0	57.0
8.0	8	16.0	4.00	16.0	2	R216.42-08030-AC16G	☆	★	8.0	63.0
10.0	10	19.0	5.00	19.0	2	R216.42-10030-AC19G	☆	★	10.0	72.0
12.0	12	22.0	6.00	22.0	2	R216.42-12030-AC22G	☆	★	12.0	83.0

Version en pouces

DC	CZC$_{MS}$	APMX	RE$_1$	LU	ZEFP	Référence de commande	P 1610	H 1610	Dimensions, pouces DCON$_{MS}$	LF
.063	1/4	.125	.031	.125	2	RA216.42-0430-AK08G	☆	★	.250	3.000
.094	1/4	.188	.047	.188	2	RA216.42-0630-AK12G	☆	★	.250	3.000
.125	1/4	.250	.063	.250	2	RA216.42-0830-AK04G	☆	★	.250	3.000
.187	1/4	.375	.094	.375	2	RA216.42-1230-AK06G	☆	★	.250	3.000
.250	1/4	.500	.125	.500	2	RA216.42-1630-AK08G	☆	★	.250	3.000
.313	3/8	.625	.156	.625	2	RA216.42-2030-AK10G	☆	★	.375	3.500
.375	3/8	.750	.188	.750	2	RA216.42-2430-AK12G	☆	★	.375	3.500
.500	1/2	1.000	.250	1.000	2	RA216.42-3230-AK16G	☆	★	.500	4.000

A192 A194 E9 E22 E14

Fraise à bout sphérique CoroMill® Plura carbure monobloc pour le profilage

Pour les aciers trempés d'une dureté 43≤ HRc ≤63

FHA	30°
BSG	COROMANT
TCDC	h7
TCDCON	h5
PSIR	0°

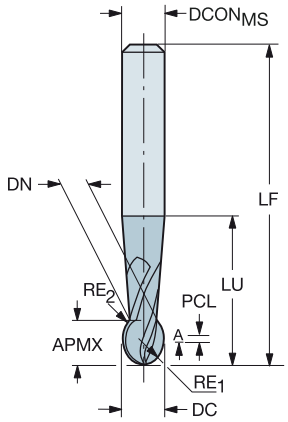

Version métrique

DC	CZC_{MS}	APMX	RE_1	RE_2	LU	ZEFP	Référence de commande	P 1610	H 1610	$DCON_{MS}$	LF	PCL	DN
										Dimensions, mm			
1.0	6	2.0	0.50		4.0	2	R216.62-01030-AO20G	☆	★	6.0	75.0	1.5	1.0
2.0	6	3.0	1.00	1.00	11.0	2	R216.62-02030-AO30G	☆	★	6.0	75.0	1.5	1.7
3.0	6	4.0	1.50	1.50	16.1	2	R216.62-03030-AO04G	☆	★	6.0	80.0	1.7	2.5
4.0	6	5.0	2.00	2.00	21.2	2	R216.62-04030-AO05G	☆	★	6.0	80.0	1.9	3.3
5.0	6	7.0	2.50	2.50	43.0	2	R216.62-05030-AO07G	☆	★	6.0	80.0	3.1	4.1
	6	7.0	2.50	2.50	43.0	4	R216.64-05030-AO07G	☆	★	6.0	80.0	3.1	4.1
6.0	6	7.0	3.00	3.00	30.0	2	R216.62-06030-AO07G	☆	★	6.0	100.0	2.1	4.7
	6	7.0	3.00	3.00	30.0	4	R216.64-06030-AO07G	☆	★	6.0	100.0	2.1	4.7
8.0	8	9.0	4.00	4.00	36.0	2	R216.62-08030-AO09G	☆	★	8.0	100.0	2.7	6.5
	8	9.0	4.00	4.00	36.0	4	R216.64-08030-AO09G	☆	★	8.0	100.0	2.7	6.5
10.0	10	11.0	5.00	5.00	43.0	2	R216.62-10030-AO11G	☆	★	10.0	100.0	3.1	8.2
	10	11.0	5.00	5.00	43.0	4	R216.64-10030-AO11G	☆	★	10.0	100.0	3.1	8.2
12.0	12	13.0	6.00	6.00	52.0	2	R216.62-12030-AO13G	☆	★	12.0	100.0	3.5	9.8
	12	13.0	6.00	6.00	52.0	4	R216.64-12030-AO13G	☆	★	12.0	100.0	3.5	9.8
16.0	16	15.0	8.00	8.00	61.0	2	R216.62-16030-AO15G	☆	★	16.0	150.0	2.6	13.4
	16	15.0	8.00	8.00	61.0	4	R216.64-16030-AO15G	☆	★	16.0	150.0	2.6	13.4

A192 A194 E9 E22 E14

SANDVIK Coromant

Fraise en bout carbure monobloc CoroMill® Plura pour les applications de détourage

Quand l'utiliser

Détourage de matériaux à matrice résine dont les CFRP, GRFP, les matériaux avec fibres d'Aramide et les autres matériaux composites

Matière ISO	O			
Nuance	1630	O10A	012M	010M
Manche	Cylindrique			

Gamme de produits

Matériaux composites

Fraise en bout carbure monobloc CoroMill® Plura pour les applications de détourage

Pour matériaux CFRP

FHA -4°
TCDCON h6

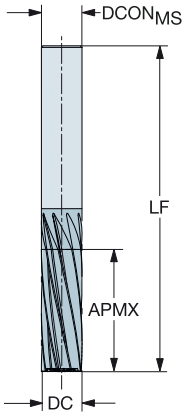

Version métrique

DC	CZC_{MS}	APMX	ZEFP	Référence de commande	O10A	$DCON_{MS}$	LF
					O	Dimensions, mm	
4.0	4	12.0	5	2P051-0400-OA	★	4.0	40.0
6.0	6	18.0	7	2P051-0600-OA	★	6.0	60.0
8.0	8	20.0	9	2P051-0800-OA	★	8.0	70.0
10.0	10	30.0	9	2P051-1000-OA	★	10.0	80.0
12.0	12	31.8	11	2P051-1200-OA	★	12.0	82.5

Version en pouces

DC	CZC_{MS}	APMX	ZEFP	Référence de commande	O10A	$DCON_{MS}$	LF
					O	Dimensions, pouces	
.250	1/4	.752	7	2P051-0635-OA	★	.250	2.500
.313	5/16	.752	7	2P051-0794-OA	★	.313	2.500
.375	3/8	1.122	9	2P051-0953-OA	★	.375	3.000
.500	1/2	1.252	11	2P051-1270-OA	★	.500	3.248

A192 A194 E9 E22 E14

SANDVIK Coromant

FRE

Fraise en bout carbure monobloc CoroMill® Plura pour les applications de détourage

Pour matériaux CFRP

FHA 4°
TCDCON h6

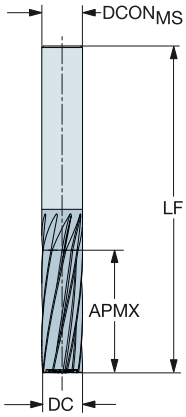

Version métrique

DC	CZC_{MS}	APMX	ZEFP	Référence de commande	O10A	$DCON_{MS}$	LF
					0	Dimensions, mm	
4.0	4	12.0	5	2P050-0400-OA	★	4.0	40.0
6.0	6	18.0	7	2P050-0600-OA	★	6.0	60.0
8.0	8	20.0	9	2P050-0800-OA	★	8.0	70.0
10.0	10	30.0	9	2P050-1000-OA	★	10.0	80.0
12.0	12	31.8	11	2P050-1200-OA	★	12.0	82.5

Version en pouces

DC	CZC_{MS}	APMX	ZEFP	Référence de commande	O10A	$DCON_{MS}$	LF
					0	Dimensions, pouces	
.250	1/4	.752	7	2P050-0635-OA	★	.250	2.500
.313	5/16	.752	7	2P050-0794-OA	★	.313	2.500
.375	3/8	1.122	9	2P050-0953-OA	★	.375	3.000
.500	1/2	1.252	11	2P050-1270-OA	★	.500	3.248

A192 A194 E9 E22 E14

Fraise en bout carbure monobloc CoroMill® Plura pour les applications de détourage

Pour matériaux CFRP

FHA	30°
BSG	COROMANT
TCDC	h10
TCDCON	h6

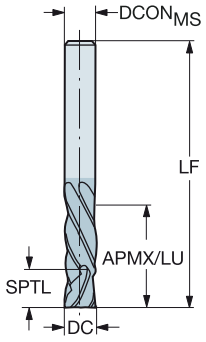

Version métrique

DC	CZC_{MS}	APMX	LU	ZEFP	Référence de commande	0 / 1630	$DCON_{MS}$	LF	SPTL
6.0	6	26.0	26.0	6	2P460-0600-NA	★	6.0	76.0	6.0
8.0	8	26.0	26.0	6	2P460-0800-NA	★	8.0	76.0	8.0
10.0	10	30.0	30.0	6	2P460-1000-NA	★	10.0	76.0	10.0
12.0	12	38.0	38.0	6	2P460-1200-NA	★	12.0	100.0	12.0
16.0	16	38.0	38.0	6	2P460-1600-NA	★	16.0	100.0	16.0

Dimensions, mm

Version en pouces

DC	CZC_{MS}	APMX	LU	ZEFP	Référence de commande	0 / 1630	$DCON_{MS}$	LF	SPTL
.250	1/4	1.000	1.000	6	2P460-0635-NA	★	.250	3.000	.250
.313	5/16	1.000	1.000	6	2P460-0794-NA	★	.313	3.000	.313
.375	3/8	1.250	1.250	6	2P460-0952-NA	★	.375	3.000	.375
.500	1/2	1.500	1.500	6	2P460-1270-NA	★	.500	4.000	.500
.625	5/8	1.500	1.500	6	2P460-1588-NA	★	.625	4.000	.625

Dimensions, pouces

A192 A194 E9 E22 E14

FRE

Fraise en bout carbure monobloc CoroMill® Plura pour les applications de détourage

Pour matériaux CFRP

FHA 40°
TCDCON h6

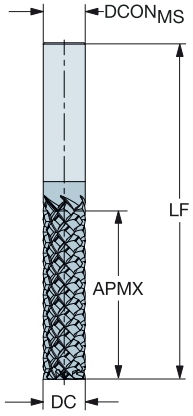

Version métrique

DC	CZC_{MS}	APMX	ZEFP	Référence de commande	O12M	$DCON_{MS}$	LF
					0	Dimensions, mm	
6.0	6	18.0	5	2P350-0600-OA	★	6.0	60.0
8.0	8	20.0	6	2P350-0800-OA	★	8.0	70.0
10.0	10	30.0	6	2P350-1000-OA	★	10.0	80.0
12.0	12	31.8	6	2P350-1200-OA	★	12.0	82.5

Version en pouces

DC	CZC_{MS}	APMX	ZEFP	Référence de commande	O12M	$DCON_{MS}$	LF
					0	Dimensions, pouces	
.250	1/4	.750	5	2P350-0635-OA	★	.250	2.500
.313	5/16	.750	6	2P350-0794-OA	★	.313	2.500
.375	3/8	1.122	6	2P350-0953-OA	★	.375	3.000
.500	1/2	1.252	6	2P350-1270-OA	★	.500	3.248

A192 A194 E9 E22 E14

Fraise en bout carbure monobloc CoroMill® Plura pour les applications de détourage

Pour matériaux CFRP

FHA 40°
TCDCON h6

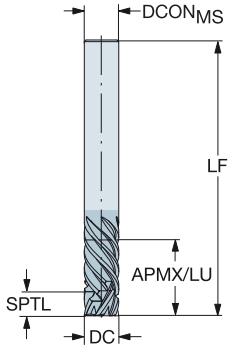

Version métrique

DC	CZC_{MS}	APMX	ZEFP	Référence de commande	0 / 010M	$DCON_{MS}$	LF	SPTL
						Dimensions, mm		
6.0	6	18.0	6	2P460-0600-OA	★	6.0	60.0	5.0
8.0	8	20.0	6	2P460-0800-OA	★	8.0	70.0	5.0
10.0	10	30.0	6	2P460-1000-OA	★	10.0	80.0	5.0
12.0	12	31.8	6	2P460-1200-OA	★	12.0	82.5	10.0
16.0	16	38.1	6	2P460-1600-OA	★	16.0	100.0	10.0

Version en pouces

DC	CZC_{MS}	APMX	ZEFP	Référence de commande	0 / 010M	$DCON_{MS}$	LF	SPTL
						Dimensions, pouces		
.250	1/4	.752	6	2P460-0635-OA	★	.250	2.500	.197
.313	5/16	.752	6	2P460-0794-OA	★	.313	2.500	.197
.375	3/8	1.122	6	2P460-0953-OA	★	.375	3.000	.197
.500	1/2	1.252	6	2P460-1270-OA	★	.500	3.248	.394
.625	5/8	1.500	6	2P460-1588-OA	★	.625	4.000	.394

A192 A194 E9 E22 E14

Fraise CoroMill® Plura carbure monobloc pour le filetage à la fraise

Matière ISO	P	M	K	N	S	H	O
Nuance	1610	1620	H07F				
Manche	Cylindrique		Weldon				

Fraise CoroMill® Plura carbure monobloc pour le filetage à la fraise

Multi-matières

Filets intérieurs

FHA 10°
BSG COROMANT
TCDCON h6

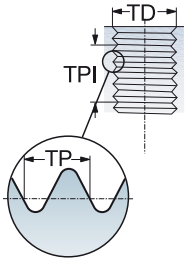

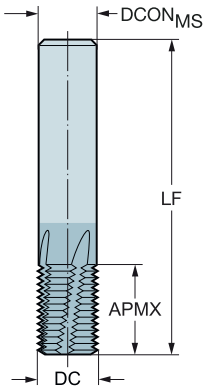

Métrique/Métrique fin, 60°

FTDZ	TP	DC	CZC_{MS}	APMX	CNSC	CXSC	ZEFP	Référence de commande	P 1630	M 1630	K 1630	N 1630	S 1630	H 1630	Dimensions, mm $DCON_{MS}$	LF
M4X0.7	0.70	3.20	6.0	8.40	0	0	3	R217.13-032070AC08N	★	★	★	★	★	★	6.00	57.00
M5X0.8	0.80	4.10	6.0	11.20	0	0	3	R217.13-041080AC11N	★	★	★	★	★	★	6.00	57.00
M6X0,5	0.50	4.80	6.0	10.00	1	1	3	R217.13C048050AC10N	★	★	★	★	★	★	6.00	57.00
M8X0,75	0.75	6.00	6.0	12.00	1	1	3	R217.13C060075AC12N	★	★	★	★	★	★	6.00	57.00
M6X1.0	1.00	4.50	6.0	13.00	1	1	4	R217.14C045100AC13N	★	★	★	★	★	★	6.00	57.00
M8X1.25	1.25	6.00	6.0	17.50	1	1	4	R217.14C060125AK17N	★	★	★	★	★	★	6.00	65.00
M10X1.5	1.50	7.50	8.0	21.00	1	1	4	R217.14C075150AK21N	★	★	★	★	★	★	8.00	72.00
M10X1,0	1.00	8.00	8.0	16.00	1	1	4	R217.14C080100AC16N	★	★	★	★	★	★	8.00	63.00
M12X1.75	1.75	9.50	10.0	26.25	1	1	4	R217.14C095175AK26N	★	★	★	★	★	★	10.00	80.00
M14X2.0	2.00	10.00	10.0	30.00	1	1	5	R217.15C100200AK30N	★	★	★	★	★	★	10.00	83.00
M14X1,5	1.50	12.00	12.0	22.50	1	1	4	R217.14C120150AC22N	★	★	★	★	★	★	12.00	83.00
M16X2.0	2.00	12.00	12.0	34.00	1	1	5	R217.15C120200AK34N	★	★	★	★	★	★	12.00	92.00
M18X1,5	1.50	16.00	16.0	30.00	1	1	5	R217.15C160150AC30N	★	★	★	★	★	★	16.00	92.00
M20X2,5	2.50	16.00	16.0	42.50	1	1	5	R217.15C160250AK42N	★	★	★	★	★	★	16.00	105.00
M24X3,0	3.00	19.00	20.0	50.00	1	1	5	R217.15C190300AK50N	★	★	★	★	★	★	20.00	125.00

A193 A194 E9 E26 E28 E14

SANDVIK Coromant

Fraise CoroMill® Plura carbure monobloc pour le filetage à la fraise

Multi-matières

Filets intérieurs

FHA 10°
BSG COROMANT
TCDCON h6

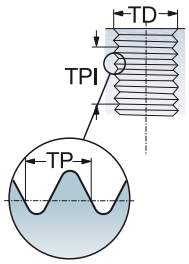

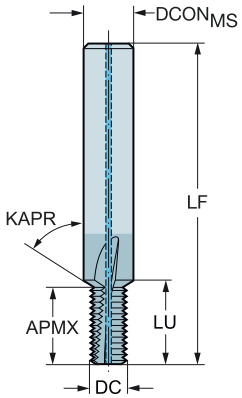

Métrique/Métrique fin, 60°

FTDZ	TP	DC	CZC_{MS}	APMX	LU	CNSC	CXSC	ZEFP	Référence de commande	P 1630	M 1630	K 1630	N 1630	S 1630	H 1630	Dimensions, mm $DCON_{MS}$	LF
M3X0.5	0.50	2.30	6.0	5.00	6.00	0	0	3	R217.13-023050CC06K	★	★	★	★	★	★	6.00	57.0
M4X0.70	0.70	3.20	6.0	8.80	9.50	1	1	3	R217.13C032070CC08K	★	★	★	★	★	★	6.00	57.0
M5X0.80	0.80	4.10	6.0	10.72	11.67	1	1	3	R217.13C041080CC11K	★	★	★	★	★	★	6.00	57.0
M6X1.0	1.00	4.80	8.0	12.78	13.58	1	1	3	R217.13C048100CC13K	★	★	★	★	★	★	8.00	63.0
M8X1.25	1.25	6.50	10.0	17.35	18.24	1	1	3	R217.13C065125CC17K	★	★	★	★	★	★	10.00	72.0
M10X1.5	1.50	8.20	12.0	22.41	23.41	1	1	3	R217.13C082150CC21K	★	★	★	★	★	★	12.00	83.0
M12X1.75	1.75	9.90	14.0	26.00	27.00	1	1	4	R217.14C099175CC26K	★	★	★	★	★	★	14.00	83.0
M14X2.0	2.00	11.60	16.0	31.30	32.40	1	1	4	R217.14C116200CC30K	★	★	★	★	★	★	16.00	92.0
M16X2.0	2.00	13.60	18.0	33.30	34.40	1	1	4	R217.14C136200CC34K	★	★	★	★	★	★	18.00	92.0

A193 A194 E9 E26 E28 E14

Fraise CoroMill® Plura carbure monobloc pour le filetage à la fraise

Multi-matières

Filets intérieurs

FHA 10°
BSG COROMANT
TCDCON h6

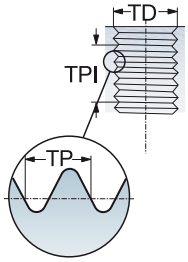

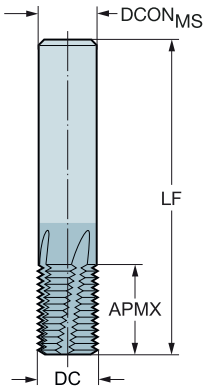

Métrique/Métrique fin, 60°

FTDZ	TP	DC	CZC_{MS}	APMX	ZEFP	Référence de commande	P 1630	M 1630	K 1630	N 1630	S 1630	H 1630	Dimensions, mm $DCON_{MS}$	LF
MF6X0.5	0.50	4.80	6.0	10.00	3	R217.13-048050AC10N	★	★	★	★	★	★	6.00	57.00
MF8X0.75	0.75	6.00	6.0	12.00	3	R217.13-060075AC12N	★	★	★	★	★	★	6.00	57.00
MF8X1.0	1.00	6.00	6.0	12.00	3	R217.13-060100AC12N	★	★	★	★	★	★	6.00	57.00
MF10X1	1.00	8.00	8.0	16.00	4	R217.14-080100AC16N	★	★	★	★	★	★	8.00	63.00
MF12X1	1.00	10.00	10.0	20.00	4	R217.14-100100AC20N	★	★	★	★	★	★	10.00	72.00
MF12X1.5	1.50	10.00	10.0	21.00	4	R217.14-100150AC20N	★	★	★	★	★	★	10.00	72.00
MF14X1	1.00	12.00	12.0	22.00	4	R217.14-120100AC22N	★	★	★	★	★	★	12.00	83.00
MF14X1.5	1.50	12.00	12.0	22.50	4	R217.14-120150AC22N	★	★	★	★	★	★	12.00	83.00
MF16X1	1.00	14.00	14.0	26.00	5	R217.15-140100AC26N	★	★	★	★	★	★	14.00	83.00
MF16X1.5	1.50	14.00	14.0	27.00	5	R217.15-140150AC26N	★	★	★	★	★	★	14.00	83.00
MF20X2	2.00	16.00	16.0	30.00	5	R217.15-160200AC30N	★	★	★	★	★	★	16.00	92.00
M20X2,5	2.50	16.00	16.0	42.50	5	R217.15-160250AC42N	★	★	★	★	★	★	16.00	105.00
M24X3	3.00	19.00	20.0	50.00	5	R217.15-190300AC50N	★	★	★	★	★	★	20.00	125.00
MF24X2	2.00	20.00	20.0	36.00	5	R217.15-200200AC35N	★	★	★	★	★	★	20.00	104.00
MF28X2	2.00	25.00	25.0	46.00	6	R217.16-250200AC46N	★	★	★	★	★	★	25.00	121.00

A193 A194 E9 E26 E14

SANDVIK Coromant

Fraise CoroMill® Plura carbure monobloc pour le filetage à la fraise

Multi-matières

Filets intérieurs

FHA 15°
BSG COROMANT
TCDCON h6

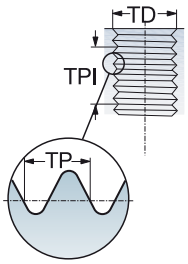

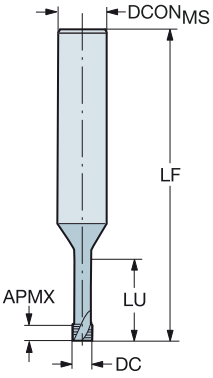

Métrique/Métrique fin, 60°

								P		M		K		N		S		H		O		Dimensions, mm	
FTDZ	TP	DC	CZC_{MS}	APMX	LU	ZEFP	Référence de commande	1620	H07F	1620	H07F	1620	H07F	1620	H07F	1620	H07F	1620	H07F	1620	H07F	$DCON_{MS}$	LF
M 1.6	0.35	1.20	3.0	0.53	5.33	3	R217.13-012035AC05P	★	★	★	★	★	★	★	★	★	★	★	★	★	★	3.00	37.8
M 1.6	0.35	1.20	6.0	0.53	3.73	3	R217.13-012035AC03P	★		★		★		★		★		★		★		6.00	37.8
M 2	0.40	1.55	6.0	1.00	4.60	3	R217.13-015040AC04P	★		★		★		★		★		★		★		6.00	56.8
M 2	0.40	1.55	6.0	1.00	6.60	3	R217.13-015040AC06P	★	★	★	★	★	★	★	★	★	★	★	★	★	★	6.00	56.8
M 2.5	0.45	1.95	6.0	1.13	5.68	3	R217.13-019045AC05P	★		★		★		★		★		★		★		6.00	56.8
M 2.5	0.45	1.95	6.0	1.13	8.18	3	R217.13-019045AC07P	★	★	★	★	★	★	★	★	★	★	★	★	★	★	6.00	56.8
M 3	0.50	2.30	6.0	1.25	6.75	3	R217.13-023050AC06P	★		★		★		★		★		★		★		6.00	56.8
M 3	0.50	2.30	6.0	1.25	9.75	3	R217.13-023050AC09P	★	★	★	★	★	★	★	★	★	★	★	★	★	★	6.00	56.8
M 4	0.70	3.10	6.0	1.75	9.05	3	R217.13-031070AC08P	★		★		★		★		★		★		★		6.00	56.7
M 4	0.70	3.10	6.0	1.75	13.05	3	R217.13-031070AC12P	★	★	★	★	★	★	★	★	★	★	★	★	★	★	6.00	56.7
M 5	0.80	4.00	6.0	2.00	11.20	3	R217.13-040080AC10P	★		★		★		★		★		★		★		6.00	56.6
M 5	0.80	4.00	6.0	2.00	16.20	3	R217.13-040080AC15P	★	★	★	★	★	★	★	★	★	★	★	★	★	★	6.00	56.6
M 6	1.00	4.80	6.0	2.50	13.50	3	R217.13-048100AC12P	★		★		★		★		★		★		★		6.00	56.5
M 6	1.00	4.80	6.0	2.50	19.50	3	R217.13-048100AC18P	★	★	★	★	★	★	★	★	★	★	★	★	★	★	6.00	59.5
M 8	1.25	6.40	8.0	3.13	17.90	3	R217.13-064125AC16P	★		★		★		★		★		★		★		8.00	63.0
M 8	1.25	6.40	8.0	3.13	25.88	3	R217.13-064125AC24P	★	★	★	★	★	★	★	★	★	★	★	★	★	★	8.00	67.4
M 10	1.50	8.20	10.0	3.75	22.30	4	R217.14-082150AC20P	★		★		★		★		★		★		★		10.00	71.3
M 12	1.75	9.50	10.0	4.38	26.70	5	R217.15-095175AC24P	★		★		★		★		★		★		★		10.00	71.1

A193 A194 E9 E26 E14

Fraise CoroMill® Plura carbure monobloc pour le filetage à la fraise

Pour les alliages à base nickel et les aciers trempés

Filets intérieurs

FHA 10°
BSG COROMANT
TCDCON h6

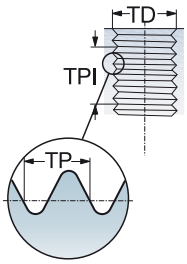

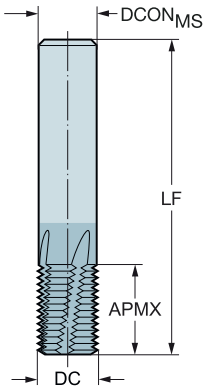

Métrique/Métrique fin, 60°

FTDZ	TP	DC	CZC_{MS}	APMX	ZEFP	Référence de commande	S 1620	H 1620	$DCON_{MS}$	LF
									Dimensions, mm	
M6X1.0	1.00	4.50	6.0	10.00	4	R217.14-045100AC10M	★	★	6.00	57.00
M8X1.25	1.25	6.00	6.0	12.50	5	R217.15-060125AC12M	★	★	6.00	57.00
M10X1.5	1.50	8.00	8.0	16.50	5	R217.15-080150AC16M	★	★	8.00	63.00
M12X1.75	1.75	9.00	10.0	19.25	5	R217.15-090175AC19M	★	★	10.00	72.00
MF12X1	1.00	10.00	10.0	20.00	5	R217.15-100100AC20M	★	★	10.00	72.00
M14X2.0	2.00	12.00	12.0	26.00	5	R217.15-120200AC26M	★	★	12.00	83.00
MF14X1.5	1.50	12.00	12.0	27.00	6	R217.16-120150AC27M	★	★	12.00	83.00

A193 A194 E9 E26 E14

FRE

Fraise CoroMill® Plura carbure monobloc pour le filetage à la fraise

Pour les alliages à base nickel et les aciers trempés

Filets intérieurs

FHA 15°
BSG COROMANT
TCDCON h6

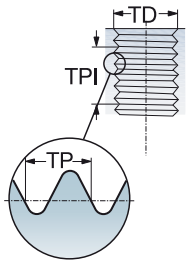

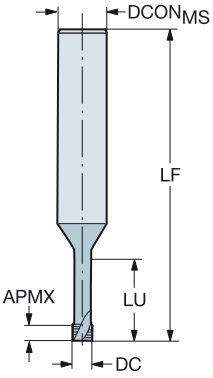

Métrique/Métrique fin, 60°

FTDZ	TP	DC	CZC_{MS}	APMX	LU	ZEFP	Référence de commande	S 1610	H 1610	Dimensions, mm $DCON_{MS}$	LF
M 2	0.40	1.50	6.0	0.60	4.60	3	R217.13-015040AC04S	★	★	6.00	56.8
M 2.5	0.45	1.95	6.0	0.68	5.68	3	R217.13-019045AC05S	★	★	6.00	56.8
M 3	0.50	2.30	6.0	0.75	6.75	3	R217.13-023050AC06S	★	★	6.00	56.8
M 4	0.70	3.10	6.0	1.05	9.05	3	R217.13-031070AC08S	★	★	6.00	56.7
M 5	0.80	4.00	6.0	1.20	11.20	4	R217.14-040080AC10S	★	★	6.00	56.6
M 6	1.00	4.80	6.0	1.50	13.50	4	R217.14-048100AC12S	★	★	6.00	56.5

A193 A194 E9 E26 E14

Fraise CoroMill® Plura carbure monobloc pour le filetage à la fraise

Multi-matières

Filets intérieurs

FHA 27°
BSG COROMANT
TCDCON h6



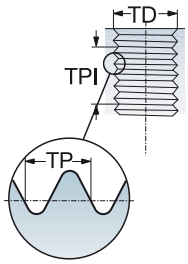

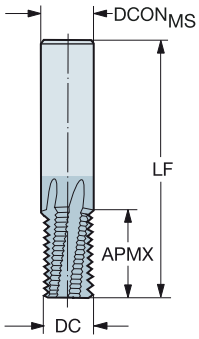

MJ 60°

FTDZ	TP	DC	CZC_{MS}	APMX	CNSC	CXSC	ZEFP	Référence de commande	P 1630	M 1630	K 1630	N 1630	S 1630	H 1630	Dimensions, mm $DCON_{MS}$	LF
MJ4X0.7	0.70	3.00	6.0	6.30	0	0	3	R217.13-030070AC6H	★	★	★	★	★	★	6.00	54.00
MJ5X0.8	0.80	3.90	6.0	8.00	0	0	3	R217.13-039080AC8H	★	★	★	★	★	★	6.00	54.00
MJ6X1	1.00	4.80	6.0	9.00	0	0	3	R217.13-048100AC9H	★	★	★	★	★	★	6.00	54.00
MJ8X1.25	1.25	6.30	8.0	12.50	1	1	4	R217.14C063125AC12H	★	★	★	★	★	★	8.00	58.00
MJ10X1.5	1.50	7.50	8.0	15.00	1	1	4	R217.14C075150AC15H	★	★	★	★	★	★	8.00	58.00
MJ12X1.75	1.75	9.50	10.0	19.25	1	1	4	R217.14C095175AC19H	★	★	★	★	★	★	10.00	72.00

A193 A194 E9 E26 E28 E14

FRE

Fraise CoroMill® Plura carbure monobloc pour le filetage à la fraise

Multi-matières

Filets intérieurs

FHA 10°
BSG COROMANT
TCDCON h6

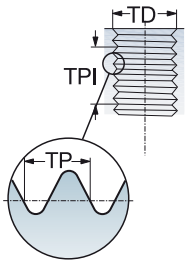

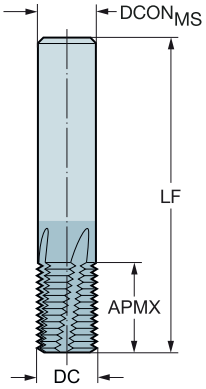

UN 60°

FTDZ	TPI	DC	CZC_{MS}	APMX	CNSC	CXSC	ZEFP	Référence de commande	P 1630	M 1630	K 1630	N 1630	S 1630	H 1630	Dimensions, pouces $DCON_{MS}$	LF
1/4-20 UNC	20.0	.189	6.0	.551	1	1	3	R217.33C048200AC13N	★	★	★	★	★	★	.236	2.244
5/16-18 UNC	18.0	.217	6.0	.556	1	1	3	R217.33C055180AC14N	★	★	★	★	★	★	.236	2.244
3/8-16 UNC	16.0	.295	8.0	.750	1	1	4	R217.34C075160AC19N	★	★	★	★	★	★	.315	2.480
7/16-14 UNC	14.0	.315	8.0	.785	1	1	4	R217.34C080140AC19N	★	★	★	★	★	★	.315	2.480
1/2-13 UNC	13.0	.394	10.0	.846	1	1	4	R217.34C100130AC21N	★	★	★	★	★	★	.394	2.835
9/16-12 UNC	12.0	.394	10.0	.833	1	1	4	R217.34C100120AC21N	★	★	★	★	★	★	.394	2.835
5/8-11 UNC	11.0	.472	12.0	1.000	1	1	4	R217.34C120110AC25N	★	★	★	★	★	★	.472	3.268
3/4-10 UNC	10.0	.551	14.0	1.300	1	1	5	R217.35C140100AC33N	★	★	★	★	★	★	.551	3.268

UNC / UNF, 60°

FTDZ	TPI	DC	CZC_{MS}	APMX	CNSC	CXSC	ZEFP	Référence de commande	P 1630	M 1630	K 1630	N 1630	S 1630	H 1630	Dimensions, pouces $DCON_{MS}$	LF
1/4-28 UNF	28.0	.189	6.0	.536	1	1	3	R217.33C048280AC13N	★	★	★	★	★	★	.236	2.244
5/16-24 UNF	24.0	.236	6.0	.541	1	1	3	R217.33C060240AC13N	★	★	★	★	★	★	.236	2.244
7/16-20 UNF	20.0	.315	8.0	.750	1	1	4	R217.34C080200AC19N	★	★	★	★	★	★	.315	2.480
9/16-18 UNF	18.0	.394	10.0	.889	1	1	4	R217.34C100180AC22N	★	★	★	★	★	★	.394	2.835
3/4-16 UNF	16.0	.551	14.0	1.250	1	1	5	R217.35C140160AC31N	★	★	★	★	★	★	.551	3.268

A193 A194 E9 E26 E28 E14

Fraise CoroMill® Plura carbure monobloc pour le filetage à la fraise

Multi-matières

Filets intérieurs

FHA 15°
BSG COROMANT
TCDCON h6

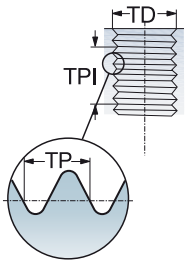

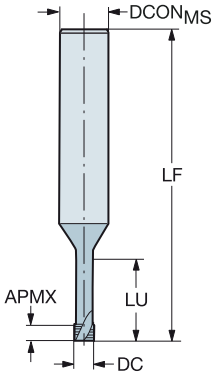

UNC / UNF, 60°

FTDZ	TPI	DC_1	DC_2	CZC_{MS}	APMX	LU	ZEFP	Référence de commande	P 1620	M 1620	K 1620	N 1620	S 1620	H 1620	O 1620	Dimensions, pouces $DCON_{MS}$	LF_1	LF_2
UNC # 1-64	64.0	.053	.027	6.0	.023	.244	3	R217.33-013640AC05P	★	★	★	★	★	★	★	.236	2.236	2.244
UNF #2-64	64.0	.067	.033	6.0	.016	.281	3	R217.33-017640AC06P	★	★	★	★	★	★	★	.236	2.236	2.244
UNC #2-56	56.0	.063	.027	6.0	.027	.285	3	R217.33-016560AC06P	★	★	★	★	★	★	★	.236	2.235	2.244
UNF #3-56	56.0	.077	.041	6.0	.009	.325	3	R217.33-019560AC07P	★	★	★	★	★	★	★	.236	2.235	2.244
UNC #3-48	48.0	.077	.038	6.0	.052	.329	3	R217.33-019480AC07P	★	★	★	★	★	★	★	.236	2.223	2.244
UNF #4-48	48.0	.083	.046	6.0	.031	.368	3	R217.33-021480AC08P	★	★	★	★	★	★	★	.236	2.223	2.244
UNC #4-40	40.0	.083	.041	6.0	.062	.374	3	R217.33-021400AC08P	★	★	★	★	★	★	★	.236	2.219	2.244
UNF #6-40	40.0	.108	.059	6.0	.037	.453	3	R217.33-027400AC10P	★	★	★	★	★	★	★	.236	2.230	2.244
UNC #6-32	32.0	.102	.051	6.0	.078	.463	3	R217.33-026320AC10P	★	★	★	★	★	★	★	.236	2.228	2.244
UNC #8-32	32.0	.128	.064	6.0	.078	.539	3	R217.33-032320AC12P	★	★	★	★	★	★	★	.236	2.228	2.244
UNF #10-32	32.0	.152	.076	6.0	.047	.618	3	R217.33-038320AC14P	★	★	★	★	★	★	★	.236	2.228	2.244
UNF 1/4	28.0	.207	.112	6.0	.054	.805	3	R217.33-052280AC19P	★	★	★	★	★	★	★	.236	2.226	2.244
UNC #10-24	24.0	.140	.070	6.0	.104	.634	3	R217.33-035240AC14P	★	★	★	★	★	★	★	.236	2.223	2.244
UNF 5/16	24.0	.258	.140	8.0	.062	1.000	3	R217.33-065240AC24P	★	★	★	★	★	★	★	.315	2.459	2.480
UNC 1/4	20.0	.191	.095	6.0	.125	.827	3	R217.33-048200AC19P	★	★	★	★	★	★	★	.236	2.219	2.244
UNC 5/16	18.0	.244	.122	8.0	.139	1.022	3	R217.33-062180AC24P	★	★	★	★	★	★	★	.315	2.453	2.480

A193 A194 E9 E26 E14

FRE

Fraise CoroMill® Plura carbure monobloc pour le filetage à la fraise

Multi-matières

Filets intérieurs

FHA 10°
TCDCON h6

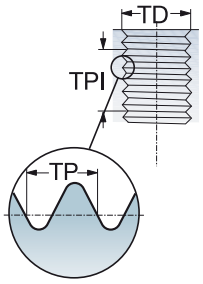

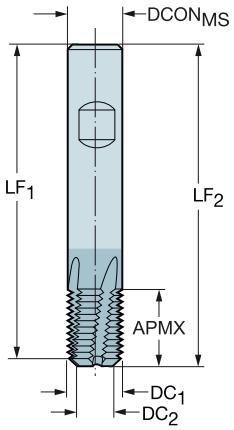

NPT 60°

TPI	DC1	DC2	CZCMS	APMX	ZEFP	Référence de commande	P 1630	M 1630	K 1630	N 1630	S 1630	H 1630	Dimensions, pouces DCONMS	LF1	LF2
27.0	.311	.150	8.0	.453	3	R217.53-079270AC11N	★	★	★	★	★	★	.315	2.243	2.283
18.0	.390	.189	10.0	.627	3	R217.53-099180AC15N	★	★	★	★	★	★	.394	2.548	2.598
14.0	.626	.313	16.0	.806	4	R217.54-159140AC20N	★	★	★	★	★	★	.630	3.150	3.228
11.5	.783	.386	20.0	1.068	5	R217.55-199115AC27N	★	★	★	★	★	★	.787	3.523	3.622

NPTF 60°

TPI	DC1	DC2	CZCMS	APMX	ZEFP	Référence de commande	P 1630	M 1630	K 1630	N 1630	S 1630	H 1630	Dimensions, pouces DCONMS	LF1	LF2
27.0	.311	.150	8.0	.453	3	R217.73-079270AC11N	★	★	★	★	★	★	.315	2.243	2.283
18.0	.390	.189	10.0	.627	3	R217.73-099180AC15N	★	★	★	★	★	★	.394	2.548	2.598
14.0	.626	.313	16.0	.806	4	R217.74-159140AC20N	★	★	★	★	★	★	.630	3.150	3.228
11.5	.783	.386	20.0	1.068	5	R217.75-199115AC27N	★	★	★	★	★	★	.787	3.523	3.622

A193 A194 E9 E26 E14

Fraise CoroMill® Plura carbure monobloc pour le filetage à la fraise

Multi-matières

Interne et externe

FHA 10°
BSG COROMANT
TCDCON h6

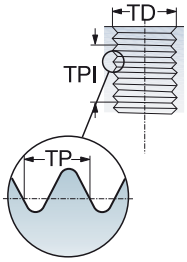

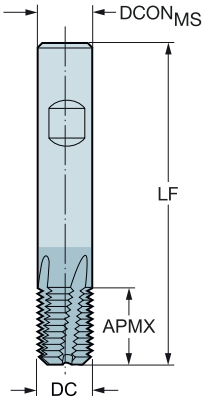



Filet G

FTDZ	TPI	DC	CZC_{MS}	APMX	ZEFP	Référence de commande	P 1630	M 1630	K 1630	N 1630	S 1630	H 1630	Dimensions, pouces $DCON_{MS}$	LF
G1/8	28.0	.236	6.0	.606	3	R217.93-060280BC15N	★	★	★	★	★	★	.236	2.244
G1/4	19.0	.394	10.0	.787	4	R217.94-100190BC20N	★	★	★	★	★	★	.394	2.835
G3/8	19.0	.551	14.0	1.051	5	R217.95-140190BC26N	★	★	★	★	★	★	.551	3.268
G1/2 5/8	14.0	.630	16.0	1.213	5	R217.95-160140BC30N	★	★	★	★	★	★	.630	3.622
G5/8 3/4 7/8	14.0	.787	20.0	1.425	4	R217.95-200140BC35N	★	★	★	★	★	★	.787	4.094
G1"-3"	11.0	.984	25.0	1.817	5	R217.95-250110BC45N	★	★	★	★	★	★	.984	4.764

A193 A194 E9 E26 E14

FRE

Fraise en bout céramique monobloc CoroMill® Plura pour l'ébauche à grande avance

Quand l'utiliser

Optimisée pour le dressage et le surfaçage des alliages à base de nickel

Solution productive et stable pour les applications dans les moteurs aéronautiques

Matière ISO	S
Nuance	CG6060
Manche	Cylindrique

Gamme de produits

Optimisée pour le dressage et le surfaçage des alliages à base de nickel

Fraise en bout céramique monobloc CoroMill® Plura pour l'ébauche à grande avance

Pour les alliages à base nickel

FHA 35°
BSG COROMANT
TCDC h9
TCDCON h6

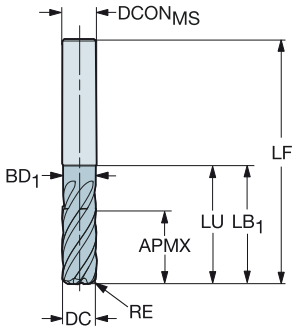

Version métrique

DC	CZC$_{MS}$	APMX	RE	LU	ZEFP	Référence de commande	S 6060	DCON$_{MS}$	LF	BD$_1$	LB$_1$
								Dimensions, mm			
10.0	10	7.5	2.00	15.0	6	2F210-1000-200-SC	★	10.0	60.0	9.5	15.0
12.0	12	9.0	2.00	18.0	6	2F210-1200-200-SC	★	12.0	65.0	11.4	18.0

FHA 38°
BSG COROMANT
TCDC h9
TCDCON h6

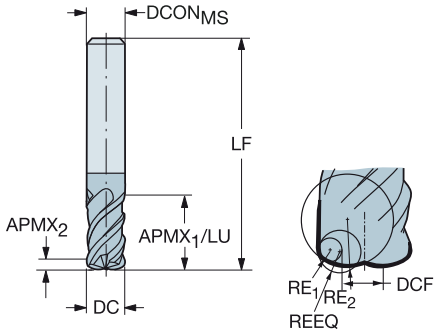

Version métrique

DC	CZC$_{MS}$	APMX$_1$	APMX$_2$	RE$_1$	RE$_2$	LU	ZEFP	Référence de commande	S 6060	DCON	DCF	LF	REEQ
										Dimensions, mm			
10.0	10	15.0	0.7	1.5	5.0	15.0	4	2H310-1000-150-SC	★	10.0	3.4	60.0	1.99
12.0	12	18.0	0.8	1.5	6.0	18.0	4	2H310-1200-150-SC	★	12.0	4.5	65.0	2.10

A186 E9

CoroMill® 316

Ebauche à finition

Application

- Fraisage de rainures
- Interpolation hélicoïdale
- Fraisage d'épaulements
- Fraisage de profils
- Surfaçage grande avance
- Fraisage de chanfreins

O C



Champs d'applications ISO

P M K N S

www.sandvik.coromant.com/coromill316

Gamme de produits

- Outils avec possibilité d'avances élevées
- Géométrie brise copeaux
- Outils avec arrosage par l'intérieur
- Géométries pour les opérations d'ébauche à super finition
- Large gamme de manchons et d'adaptateurs machine intégrés

Accouplement Coromant EH

Le système Coromant EH offre un accouplement d'une fiabilité et d'une précision garanties entre la tête et le manche. La mise en œuvre et la manipulation sont aisées. Les têtes se changent en quelques secondes.

Pour la commande, voir le catalogue Outils Rotatifs.

Tête carbure monobloc CoroMill® 316 pour le fraisage lourd

Quand l'utiliser

Premier choix pour l'ébauche dans les matières ISO P et ISO M

Matière ISO	P K M S
Nuance	1730
Manche	Coromant EH



FRE

Tête carbure monobloc CoroMill® 316 pour le fraisage lourd

Pour les aciers inoxydables et les aciers d'une dureté ≤ 48 HRc

FHA	42°
BSG	COROMANT
TCDC	h10

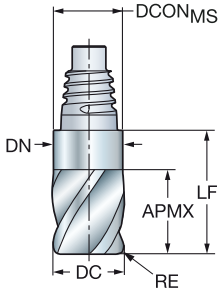

Version métrique

DC	CZC_{MS}	APMX	RE	ZEFP	Référence de commande	P 1730	M 1730	K 1730	S 1730	$DCON_{MS}$	LF	DN
						Dimensions, mm						
10.0	E10	12.0	0.50	4	316-10SL442-10005P	★	★	☆	☆	9.7	18.5	9.7
	E10	12.0	1.00	4	316-10SL442-10010P	★	★	☆	☆	9.7	18.5	9.7
	E10	12.0	1.50	4	316-10SL442-10015P	★	★	☆	☆	9.7	18.5	9.7
	E10	12.0	2.00	4	316-10SL442-10020P	★	★	☆	☆	9.7	18.5	9.7
	E10	12.0	3.00	4	316-10SL442-10030P	★	★	☆	☆	9.7	18.5	9.7
12.0	E12	14.4	0.50	4	316-12SL442-12005P	★	★	☆	☆	11.7	22.0	11.7
	E12	14.4	1.00	4	316-12SL442-12010P	★	★	☆	☆	11.7	22.0	11.7
	E12	14.4	1.50	4	316-12SL442-12015P	★	★	☆	☆	11.7	22.0	11.7
	E12	14.4	2.00	4	316-12SL442-12020P	★	★	☆	☆	11.7	22.0	11.7
	E12	14.4	3.00	4	316-12SL442-12030P	★	★	☆	☆	11.7	22.0	11.7
	E12	14.4	4.00	4	316-12SL442-12040P	★	★	☆	☆	11.7	22.0	11.7
16.0	E16	19.2	0.50	4	316-16SL442-16005P	★	★	☆	☆	15.5	29.1	15.5
	E16	19.2	1.00	4	316-16SL442-16010P	★	★	☆	☆	15.5	29.1	15.5
	E16	19.2	1.50	4	316-16SL442-16015P	★	★	☆	☆	15.5	29.1	15.5
	E16	19.2	2.00	4	316-16SL442-16020P	★	★	☆	☆	15.5	29.1	15.5
	E16	19.2	3.00	4	316-16SL442-16030P	★	★	☆	☆	15.5	29.1	15.5
	E16	19.2	4.00	4	316-16SL442-16040P	★	★	☆	☆	15.5	29.1	15.5
20.0	E20	24.0	0.50	4	316-20SL442-20005P	★	★	☆	☆	19.3	34.2	19.3
	E20	24.0	1.00	4	316-20SL442-20010P	★	★	☆	☆	19.3	34.2	19.3
	E20	24.0	2.00	4	316-20SL442-20020P	★	★	☆	☆	19.3	34.2	19.3
	E20	24.0	3.00	4	316-20SL442-20030P	★	★	☆	☆	19.3	34.2	19.3
	E20	24.0	4.00	4	316-20SL442-20040P	★	★	☆	☆	19.3	34.2	19.3
25.0	E25	30.0	0.50	4	316-25SL442-25005P	★	★	☆	☆	24.2	41.9	24.2
	E25	30.0	1.00	4	316-25SL442-25010P	★	★	☆	☆	24.2	41.9	24.2
	E25	30.0	1.50	4	316-25SL442-25015P	★	★	☆	☆	24.2	41.9	24.2
	E25	30.0	2.00	4	316-25SL442-25020P	★	★	☆	☆	24.2	41.9	24.2
	E25	30.0	3.00	4	316-25SL442-25030P	★	★	☆	☆	24.2	41.9	24.2
	E25	30.0	4.00	4	316-25SL442-25040P	★	★	☆	☆	24.2	41.9	24.2

A179 A194 E9 E25

Tête carbure monobloc CoroMill® 316 pour le fraisage lourd

Pour les aciers inoxydables et les aciers d'une dureté ≤ 48 HRc

FHA	42°
BSG	COROMANT
TCDC	h10

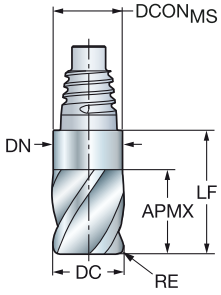

Version en pouces

DC	CZC_{MS}	APMX	RE	ZEFP	Référence de commande	P 1730	M 1730	K 1730	S 1730	$DCON_{MS}$	LF	DN
						Dimensions, pouces						
.375	E10	.453	.015	4	A316-10SL442-03704P	★	★	☆	☆	.364	.713	.364
	E10	.453	.030	4	A316-10SL442-03708P	★	★	☆	☆	.364	.713	.364
	E10	.453	.060	4	A316-10SL442-03715P	★	★	☆	☆	.364	.713	.364
.500	E12	.602	.015	4	A316-12SL442-05004P	★	★	☆	☆	.484	.898	.484
	E12	.602	.030	4	A316-12SL442-05008P	★	★	☆	☆	.484	.898	.484
	E12	.602	.060	4	A316-12SL442-05015P	★	★	☆	☆	.484	.898	.484
	E12	.602	.090	4	A316-12SL442-05023P	★	★	☆	☆	.484	.898	.484
	E12	.602	.120	4	A316-12SL442-05031P	★	★	☆	☆	.484	.898	.484
.625	E16	.752	.015	4	A316-16SL442-06204P	★	★	☆	☆	.610	1.146	.610
	E16	.752	.030	4	A316-16SL442-06208P	★	★	☆	☆	.610	1.146	.610
	E16	.752	.060	4	A316-16SL442-06215P	★	★	☆	☆	.610	1.146	.610
	E16	.752	.090	4	A316-16SL442-06223P	★	★	☆	☆	.610	1.146	.610
	E16	.752	.120	4	A316-16SL442-06231P	★	★	☆	☆	.610	1.146	.610
.750	E20	.902	.015	4	A316-20SL442-07504P	★	★	☆	☆	.728	1.291	.728
	E20	.902	.030	4	A316-20SL442-07508P	★	★	☆	☆	.728	1.291	.728
	E20	.902	.060	4	A316-20SL442-07515P	★	★	☆	☆	.728	1.291	.728
	E20	.902	.090	4	A316-20SL442-07523P	★	★	☆	☆	.728	1.291	.728
	E20	.902	.120	4	A316-20SL442-07531P	★	★	☆	☆	.728	1.291	.728
	E20	.902	.190	4	A316-20SL442-07548P	★	★	☆	☆	.728	1.291	.728
	E20	.902	.250	4	A316-20SL442-07563P	★	★	☆	☆	.728	1.291	.728
1.000	E25	1.201	.060	4	A316-25SL442-10015P	★	★	☆	☆	.965	1.665	.965
	E25	1.201	.120	4	A316-25SL442-10031P	★	★	☆	☆	.965	1.665	.965
	E25	1.201	.190	4	A316-25SL442-10048P	★	★	☆	☆	.965	1.665	.965
	E25	1.201	.250	4	A316-25SL442-10063P	★	★	☆	☆	.965	1.665	.965

A179 A194 E9 E25

SANDVIK Coromant

FRE

Tête carbure monobloc CoroMill® 316 pour le fraisage lourd

Pour les aciers inoxydables et les aciers d'une dureté ≤ 48 HRc

FHA	42°
BSG	COROMANT
TCDC	h10

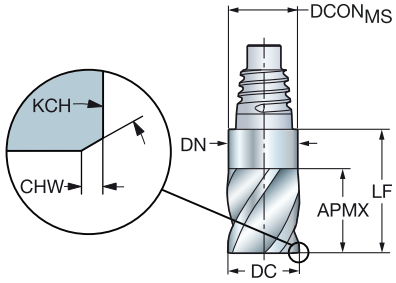

Version métrique

DC	CZC_{MS}	APMX	CHW	KCH	ZEFP	Référence de commande	P 1730	M 1730	K 1730	S 1730	Dimensions, mm $DCON_{MS}$	LF	DN
10.0	E10	12.0	0.15	45°	4	**316-10SL442-10000P**	★	★	☆	☆	9.7	18.5	9.7
12.0	E12	14.4	0.15	45°	4	**316-12SL442-12000P**	★	★	☆	☆	11.7	22.0	11.7
16.0	E16	19.2	0.25	45°	4	**316-16SL442-16000P**	★	★	☆	☆	15.5	29.1	15.5
20.0	E20	24.0	0.25	45°	4	**316-20SL442-20000P**	★	★	☆	☆	19.3	34.2	19.3
25.0	E25	30.0	0.25	45°	4	**316-25SL442-25000P**	★	★	☆	☆	24.2	41.9	24.2

A179 A194 E9 E25

Tête carbure monobloc CoroMill® 316 multiopérations stable

Quand l'utiliser

À utiliser pour de bonnes performances en ébauche dans des applications et matières variées

Premier choix pour le fraisage général

Matière ISO	P K M S
Nuance	1730
Manche	Coromant EH

Gamme de produits

Le pas différentiel réduit les vibrations



Tête carbure monobloc CoroMill® 316 multiopérations stable

Multimatières, dureté ≤ 48 HRc

FHA	50°
BSG	COROMANT
TCDC	h9

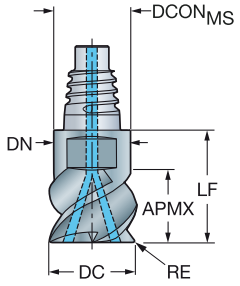

Version métrique

DC	CZCMS	APMX	RE	CNSC	CXSC	ZEFP	Référence de commande	P 1730	M 1730	K 1730	S 1730	DCONMS	LF	DN
												Dimensions, mm		
10.0	E10	6.0	0.50	1	2	4	316-10SM450C10005P	★	★	☆	☆	9.7	12.4	9.7
	E10	6.0	1.00	1	2	4	316-10SM450C10010P	★	★	☆	☆	9.7	12.4	9.7
	E10	6.0	1.50	1	2	4	316-10SM450C10015P	★	★	☆	☆	9.7	12.4	9.7
	E10	6.0	2.00	1	2	4	316-10SM450C10020P	★	★	☆	☆	9.7	12.4	9.7
	E10	6.0	3.00	1	2	4	316-10SM450C10030P	★	★	☆	☆	9.7	12.4	9.7
12.0	E12	7.5	0.50	1	2	4	316-12SM450C12005P	★	★	☆	☆	11.7	14.5	11.7
	E12	7.5	1.00	1	2	4	316-12SM450C12010P	★	★	☆	☆	11.7	14.5	11.7
	E12	7.5	2.00	1	2	4	316-12SM450C12020P	★	★	☆	☆	11.7	14.5	11.7
	E12	7.5	3.00	1	2	4	316-12SM450C12030P	★	★	☆	☆	11.7	14.5	11.7
	E12	7.5	4.00	1	2	4	316-12SM450C12040P	★	★	☆	☆	11.7	14.5	11.7
16.0	E16	10.0	0.50	1	3	4	316-16SM450C16005P	★	★	☆	☆	15.5	18.7	15.5
	E16	10.0	1.00	1	2	4	316-16SM450C16010P	★	★	☆	☆	15.5	18.7	15.5
	E16	10.0	1.50	1	2	4	316-16SM450C16015P	★	★	☆	☆	15.5	18.7	15.5
	E16	10.0	2.00	1	2	4	316-16SM450C16020P	★	★	☆	☆	15.5	18.7	15.5
	E16	10.0	3.00	1	2	4	316-16SM450C16030P	★	★	☆	☆	15.5	18.7	15.5
	E16	10.0	4.00	1	2	4	316-16SM450C16040P	★	★	☆	☆	15.5	18.7	15.5
20.0	E20	12.0	0.50	1	3	4	316-20SM450C20005P	★	★	☆	☆	19.3	21.3	19.3
	E20	12.0	1.00	1	2	4	316-20SM450C20010P	★	★	☆	☆	19.3	21.3	19.3
	E20	12.0	1.50	1	2	4	316-20SM450C20015P	★	★	☆	☆	19.3	21.3	19.3
	E20	12.0	2.00	1	2	4	316-20SM450C20020P	★	★	☆	☆	19.3	21.3	19.3
	E20	12.0	3.00	1	2	4	316-20SM450C20030P	★	★	☆	☆	19.3	21.3	19.3
	E20	12.0	4.00	1	2	4	316-20SM450C20040P	★	★	☆	☆	19.3	21.3	19.3
25.0	E25	15.0	1.00	1	2	5	316-25SM550C25010P	★	★	☆	☆	24.2	25.6	24.2
	E25	15.0	1.50	1	2	5	316-25SM550C25015P	★	★	☆	☆	24.2	25.6	24.2
	E25	15.0	2.00	1	2	5	316-25SM550C25020P	★	★	☆	☆	24.2	25.6	24.2

Version en pouces

DC	CZCMS	APMX	RE	CNSC	CXSC	ZEFP	Référence de commande	P 1730	M 1730	K 1730	S 1730	DCONMS	LF	DN
												Dimensions, pouces		
.375	E10	.236	.015	1	3	4	A316-10SM450C03704P	★	★	☆	☆	.364	.488	.364
	E10	.236	.031	1	3	4	A316-10SM450C03708P	★	★	☆	☆	.364	.488	.364
.500	E12	.315	.015	1	3	4	A316-12SM450C05004P	★	★	☆	☆	.484	.571	.484
	E12	.315	.031	1	3	4	A316-12SM450C05008P	★	★	☆	☆	.484	.571	.484
	E12	.315	.062	1	3	4	A316-12SM450C05015P	★	★	☆	☆	.484	.571	.484
.625	E16	.394	.031	1	3	4	A316-16SM450C06208P	★	★	☆	☆	.610	.736	.610
	E16	.394	.062	1	3	4	A316-16SM450C06215P	★	★	☆	☆	.610	.736	.610
.750	E20	.453	.031	1	3	4	A316-20SM450C07508P	★	★	☆	☆	.728	.839	.728
	E20	.453	.062	1	3	4	A316-20SM450C07515P	★	★	☆	☆	.728	.839	.728
	E20	.453	.125	1	3	4	A316-20SM450C07532P	★	★	☆	☆	.728	.839	.728
	E20	.453	.250	1	3	4	A316-20SM450C07563P	★	★	☆	☆	.728	.839	.728
1.000	E25	.610	.125	1	3	5	A316-25SM550C10032P	★	★	☆	☆	.965	1.008	.965
	E25	.610	.188	1	3	5	A316-25SM550C10047P	★	★	☆	☆	.965	1.008	.965
	E25	.610	.250	1	3	5	A316-25SM550C10063P	★	★	☆	☆	.965	1.008	.965

A184 A194 E9 E25 E28

Tête carbure monobloc CoroMill® 316 multiopérations stable

Multimatières, dureté ≤ 48 HRc

FHA	50°
BSG	COROMANT
TCDC	h9

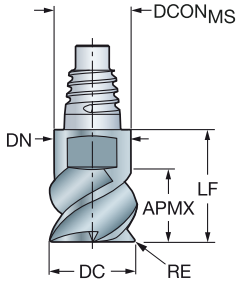

Version métrique

DC	CZC_{MS}	APMX	RE	ZEFP	Référence de commande	P 1730	M 1730	K 1730	S 1730	$DCON_{MS}$	LF	DN
						Dimensions, mm						
10.0	E10	5.5	0.50	3	316-10SM350-10005P	★	★	☆	☆	9.7	12.4	9.7
	E10	5.5	0.50	4	316-10SM450-10005P	★	★	☆	☆	9.7	12.4	9.7
	E10	5.5	1.00	3	316-10SM350-10010P	★	★	☆	☆	9.7	12.4	9.7
	E10	5.5	1.00	4	316-10SM450-10010P	★	★	☆	☆	9.7	12.4	9.7
	E10	5.5	1.50	4	316-10SM450-10015P	★	★	☆	☆	9.7	12.4	9.7
	E10	5.5	2.00	4	316-10SM450-10020P	★	★	☆	☆	9.7	12.4	9.7
	E10	5.5	3.00	4	316-10SM450-10030P	★	★	☆	☆	9.7	12.4	9.7
12.0	E12	6.5	0.50	4	316-12SM450-12005P	★	★	☆	☆	11.7	14.5	11.7
	E12	6.5	0.50	3	316-12SM350-12005P	★	★	☆	☆	11.7	14.5	11.7
	E12	6.5	1.00	3	316-12SM350-12010P	★	★	☆	☆	11.7	14.5	11.7
	E12	6.5	1.00	4	316-12SM450-12010P	★	★	☆	☆	11.7	14.5	11.7
	E12	6.5	1.50	4	316-12SM450-12015P	★	★	☆	☆	11.7	14.5	11.7
	E12	6.5	2.00	4	316-12SM450-12020P	★	★	☆	☆	11.7	14.5	11.7
	E12	6.5	3.00	4	316-12SM450-12030P	★	★	☆	☆	11.7	14.5	11.7
	E12	6.5	4.00	4	316-12SM450-12040P	★	★	☆	☆	11.7	14.5	11.7
16.0	E16	8.5	0.50	4	316-16SM450-16005P	★	★	☆	☆	15.5	18.7	15.5
	E16	8.5	0.50	3	316-16SM350-16005P	★	★	☆	☆	15.5	18.7	15.5
	E16	8.5	1.00	4	316-16SM450-16010P	★	★	☆	☆	15.5	18.7	15.5
	E16	8.5	1.00	3	316-16SM350-16010P	★	★	☆	☆	15.5	18.7	15.5
	E16	8.5	1.50	4	316-16SM450-16015P	★	★	☆	☆	15.5	18.7	15.5
	E16	8.5	2.00	4	316-16SM450-16020P	★	★	☆	☆	15.5	18.7	15.5
	E16	8.5	3.00	4	316-16SM450-16030P	★	★	☆	☆	15.5	18.7	15.5
	E16	8.5	4.00	4	316-16SM450-16040P	★	★	☆	☆	15.5	18.7	15.5
20.0	E20	11.0	0.50	4	316-20SM450-20005P	★	★	☆	☆	19.3	21.3	19.3
	E20	11.0	0.50	3	316-20SM350-20005P	★	★	☆	☆	19.3	21.3	19.3
	E20	11.0	1.00	4	316-20SM450-20010P	★	★	☆	☆	19.3	21.3	19.3
	E20	11.0	1.00	3	316-20SM350-20010P	★	★	☆	☆	19.3	21.3	19.3
	E20	11.0	1.50	4	316-20SM450-20015P	★	★	☆	☆	19.3	21.3	19.3
	E20	11.0	2.00	4	316-20SM450-20020P	★	★	☆	☆	19.3	21.3	19.3
	E20	11.0	3.00	4	316-20SM450-20030P	★	★	☆	☆	19.3	21.3	19.3
	E20	11.0	4.00	4	316-20SM450-20040P	★	★	☆	☆	19.3	21.3	19.3
25.0	E25	13.5	1.00	5	316-25SM550-25010P	★	★	☆	☆	24.2	25.6	24.2
	E25	13.5	1.50	5	316-25SM550-25015P	★	★	☆	☆	24.2	25.6	24.2
	E25	13.5	2.00	5	316-25SM550-25020P	★	★	☆	☆	24.2	25.6	24.2

A184 A194 E9 E25

SANDVIK Coromant

FRE

Tête carbure monobloc CoroMill® 316 multiopérations stable

Multimatières, dureté ≤ 48 HRc

FHA	50°
BSG	COROMANT
TCDC	h9

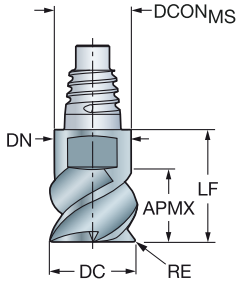

Version en pouces

DC	CZC$_{MS}$	APMX	RE	ZEFP	Référence de commande	P 1730	M 1730	K 1730	S 1730	Dimensions, pouces DCON$_{MS}$	LF	DN
.375	E10	.209	.015	4	A316-10SM450-03704P	★	★	☆	☆	.364	.488	.364
	E10	.209	.015	3	A316-10SM350-03704P	★	★	☆	☆	.364	.488	.364
	E10	.209	.031	4	A316-10SM450-03708P	★	★	☆	☆	.364	.488	.364
	E10	.209	.031	3	A316-10SM350-03708P	★	★	☆	☆	.364	.488	.364
	E10	.209	.062	4	A316-10SM450-03715P	★	★	☆	☆	.364	.488	.364
	E10	.209	.062	3	A316-10SM350-03715P	★	★	☆	☆	.364	.488	.364
.500	E12	.276	.015	4	A316-12SM450-05004P	★	★	☆	☆	.484	.575	.484
	E12	.276	.015	3	A316-12SM350-05004P	★	★	☆	☆	.484	.575	.484
	E12	.276	.031	4	A316-12SM450-05008P	★	★	☆	☆	.484	.575	.484
	E12	.276	.031	3	A316-12SM350-05008P	★	★	☆	☆	.484	.575	.484
	E12	.276	.062	3	A316-12SM350-05015P	★	★	☆	☆	.484	.575	.484
.625	E16	.335	.015	3	A316-16SM350-06204P	★	★	☆	☆	.610	.736	.610
	E16	.335	.031	4	A316-16SM450-06208P	★	★	☆	☆	.610	.736	.610
.750	E20	.413	.031	4	A316-20SM450-07508P	★	★	☆	☆	.728	.839	.728
	E20	.413	.031	3	A316-20SM350-07508P	★	★	☆	☆	.728	.839	.728
	E20	.413	.125	4	A316-20SM450-07532P	★	★	☆	☆	.728	.839	.728
	E20	.413	.250	4	A316-20SM450-07563P	★	★	☆	☆	.728	.839	.728
1.000	E25	.551	.062	5	A316-25SM550-10015P	★	★	☆	☆	.965	1.008	.965
	E25	.551	.125	5	A316-25SM550-10032P	★	★	☆	☆	.965	1.008	.965
	E25	.551	.188	5	A316-25SM550-10047P	★	★	☆	☆	.965	1.008	.965
	E25	.551	.250	5	A316-25SM550-10063P	★	★	☆	☆	.965	1.008	.965

A184 A194 E9 E25

Tête carbure monobloc CoroMill® 316 pour le fraisage latéral à grande avance

Quand l'utiliser

Premier choix pour le dressage grande avance dans les alliages de titane

Excellente dans des conditions moyennes (ae jusqu'à 10% Dc) lorsque de très bons états de surface sont nécessaires

Matière ISO	S
Nuance	1745
Manche	Coromant EH

Gamme de produits

Nuance spécifique pour les alliages de titane



FRE

Tête carbure monobloc CoroMill® 316 pour le fraisage latéral à grande avance

Pour les alliages de titane

FHA	42°
BSG	COROMANT
TCDC	h10

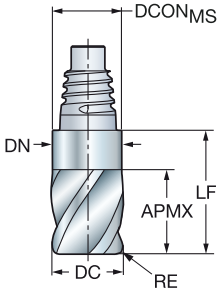

Version métrique

DC	CZC$_{MS}$	APMX	RE	ZEFP	Référence de commande	S 1745	DCON$_{MS}$	LF	DN
						Dimensions, mm			
10.0	E10	15.0	0.50	6	316-10FL642-10005L	★	9.7	23.3	9.7
	E10	15.0	1.00	6	316-10FL642-10010L	★	9.7	23.3	9.7
	E10	15.0	2.00	6	316-10FL642-10020L	★	9.7	23.3	9.7
12.0	E12	18.0	0.50	6	316-12FL642-12005L	★	11.7	27.4	11.7
	E12	18.0	1.00	6	316-12FL642-12010L	★	11.7	27.4	11.7
	E12	18.0	2.00	6	316-12FL642-12020L	★	11.7	27.4	11.7
	E12	18.0	3.00	6	316-12FL642-12030L	★	11.7	27.4	11.7
16.0	E16	24.0	0.50	6	316-16FL642-16005L	★	15.5	35.6	15.5
	E16	24.0	1.00	6	316-16FL642-16010L	★	15.5	35.6	15.5
	E16	24.0	2.00	6	316-16FL642-16020L	★	15.5	35.6	15.5
	E16	24.0	3.00	6	316-16FL642-16030L	★	15.5	35.6	15.5
	E16	24.0	4.00	6	316-16FL642-16040L	★	15.5	35.6	15.5
20.0	E20	30.0	1.00	6	316-20FL642-20010L	★	19.3	41.7	19.3
	E20	30.0	2.00	6	316-20FL642-20020L	★	19.3	41.7	19.3
	E20	30.0	3.00	6	316-20FL642-20030L	★	19.3	41.7	19.3
	E20	30.0	4.00	6	316-20FL642-20040L	★	19.3	41.7	19.3
25.0	E25	37.5	1.00	6	316-25FL642-25010L	★	24.2	51.0	24.2
	E25	37.5	2.00	6	316-25FL642-25020L	★	24.2	51.0	24.2
	E25	37.5	3.00	6	316-25FL642-25030L	★	24.2	51.0	24.2

Version en pouces

DC	CZC$_{MS}$	APMX	RE	ZEFP	Référence de commande	S 1745	DCON$_{MS}$	LF	DN
						Dimensions, pouces			
.375	E10	.563	.030	6	A316-10FL642-03708L	★	.364	.890	.362
	E10	.563	.060	6	A316-10FL642-03715L	★	.364	.890	.362
.500	E12	.750	.030	6	A316-12FL642-05008L	★	.484	1.122	.500
	E12	.750	.060	6	A316-12FL642-05015L	★	.484	1.122	.500
	E12	.750	.090	6	A316-12FL642-05023L	★	.484	1.122	.500
	E12	.750	.120	6	A316-12FL642-05031L	★	.484	1.122	.500
.625	E16	.937	.030	6	A316-16FL642-06208L	★	.610	1.402	.610
	E16	.937	.060	6	A316-16FL642-06215L	★	.610	1.402	.610
	E16	.937	.090	6	A316-16FL642-06223L	★	.610	1.402	.610
	E16	.937	.120	6	A316-16FL642-06231L	★	.610	1.402	.610
.750	E20	1.125	.030	6	A316-20FL642-07508L	★	.728	1.587	.728
	E20	1.125	.060	6	A316-20FL642-07515L	★	.728	1.587	.728
	E20	1.125	.090	6	A316-20FL642-07523L	★	.728	1.587	.728
	E20	1.125	.120	6	A316-20FL642-07531L	★	.728	1.587	.728
1.000	E25	1.500	.030	6	A316-25FL642-10008L	★	.965	2.032	.965
	E25	1.500	.060	6	A316-25FL642-10015L	★	.965	2.032	.965
	E25	1.500	.090	6	A316-25FL642-10023L	★	.965	2.032	.965
	E25	1.500	.120	6	A316-25FL642-10031L	★	.965	2.032	.965

A181

E9

Tête carbure monobloc CoroMill® 316 pour le surfaçage grande avance

Quand l'utiliser

Fraise à surfacer hautes avances
Ébauche grande avance de formes 3D

Matière ISO	P M K S
Nuance	1730
Manche	Coromant EH

Gamme de produits

Multimatières, dureté ≤ 48 HRc



FRE

Tête carbure monobloc CoroMill® 316 pour le surfaçage grande avance

Multimatières, dureté ≤ 48 HRc

BSG
TCDC

COROMANT
h9

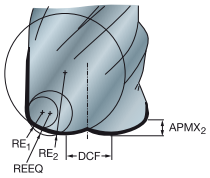

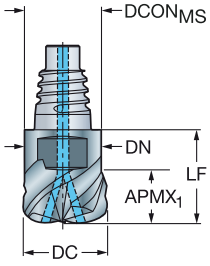

Version métrique

DC	CZC$_{MS}$	APMX$_1$	APMX$_2$	RE$_1$	RE$_2$	CNSC	CXSC	ZEFP	FHA	Référence de commande	P 1730	M 1730	K 1730	S 1730	Dimensions, mm DCON$_{MS}$	DCF	LF	DN	REEQ
10.0	E10	6.0	0.7	1.5	5.0	1	2	4	50°	316-10HM450C10015P	★	★	☆	☆	9.7	3.4	12.4	9.7	1.99
12.0	E12	7.5	0.8	1.5	6.0	1	2	4	50°	316-12HM450C12015P	★	★	☆	☆	11.7	4.5	14.5	11.7	2.10
16.0	E16	10.0	1.0	2.0	8.0	1	2	4	50°	316-16HM450C16020P	★	★	☆	☆	15.5	6.2	18.7	15.5	2.75
20.0	E20	12.0	1.3	2.0	10.0	1	2	4	50°	316-20HM450C20020P	★	★	☆	☆	19.3	8.0	21.3	19.3	3.07
25.0	E25	13.0	1.6	3.0	12.0	1	3	5	50°	316-25HM550C25030P	★	★	☆	☆	24.2	10.0	25.6	24.2	4.21

Version en pouces

DC	CZC$_{MS}$	APMX$_1$	APMX$_2$	RE$_1$	RE$_2$	CNSC	CXSC	ZEFP	FHA	Référence de commande	P 1730	M 1730	K 1730	S 1730	Dimensions, pouces DCON$_{MS}$	DCF	LF	DN	REEQ
.375	E10	.236	.024	.060	.181	1	3	4	50°	A316-10HM450C03715P	★	★	☆	☆	.364	.134	.488	.364	.076
.500	E12	.315	.033	.060	.236	1	3	4	50°	A316-12HM450C05015P	★	★	☆	☆	.484	.197	.571	.484	.086
.625	E16	.394	.039	.080	.315	1	3	4	50°	A316-16HM450C06220P	★	★	☆	☆	.610	.236	.736	.610	.110
.750	E20	.453	.047	.080	.354	1	3	4	50°	A316-20HM450C07520P	★	★	☆	☆	.728	.315	.839	.728	.117

A183 A194 E9 E25 E28

Tête carbure monobloc CoroMill® 316 pour le surfaçage grande avance

Multimatières, dureté ≤ 48 HRc

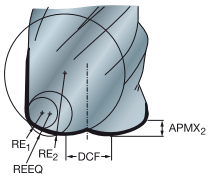

TCDC h9

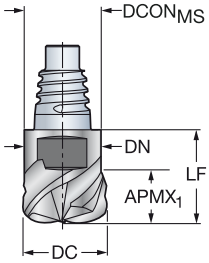

Version métrique

DC	CZC_{MS}	$APMX_1$	$APMX_2$	RE_1	RE_2	ZEFP	FHA	Référence de commande	P 1730	M 1730	K 1730	S 1730	Dimensions, mm $DCON_{MS}$	DCF	LF	DN	REEQ
10.0	E10	5.5	0.7	1.5	5.0	3	50°	316-10HM350-10015P	★	★	☆	☆	9.7	3.4	12.4	9.7	1.99
	E10	5.5	0.7	1.5	5.0	4	50°	316-10HM450-10015P	★	★	☆	☆	9.7	3.4	12.4	9.7	1.99
12.0	E12	6.5	0.8	1.5	6.0	3	50°	316-12HM350-12015P	★	★	☆	☆	11.7	4.5	14.5	11.7	2.10
	E12	6.5	0.8	1.5	6.0	4	50°	316-12HM450-12015P	★	★	☆	☆	11.7	4.5	14.5	11.7	2.10
16.0	E16	8.5	1.0	2.0	8.0	3	50°	316-16HM350-16020P	★	★	☆	☆	15.5	6.2	18.7	15.5	2.75
	E16	8.5	1.0	2.0	8.0	4	50°	316-16HM450-16020P	★	★	☆	☆	15.5	6.2	18.7	15.5	2.75
20.0	E20	11.0	1.3	2.0	10.0	4	50°	316-20HM450-20020P	★	★	☆	☆	19.3	8.0	21.3	19.3	3.07
25.0	E25	13.5	1.6	3.0	12.0	4	50°	316-25HM450-25030P	★	★	☆	☆	24.2	10.0	25.6	24.2	4.21

Version en pouces

DC	CZC_{MS}	$APMX_1$	$APMX_2$	RE_1	RE_2	ZEFP	FHA	Référence de commande	P 1730	M 1730	K 1730	S 1730	Dimensions, pouces $DCON_{MS}$	DCF	LF	DN	REEQ
.375	E10	.209	.024	.060	.181	4	50°	A316-10HM450-03715P	★	★	☆	☆	.364	.134	.488	.364	.076
.500	E12	.276	.033	.060	.236	4	50°	A316-12HM450-05015P	★	★	☆	☆	.484	.197	.575	.484	.086
.625	E16	.335	.039	.080	.315	4	50°	A316-16HM450-06220P	★	★	☆	☆	.610	.236	.736	.610	.110
.750	E20	.413	.047	.080	.354	4	50°	A316-20HM450-07520P	★	★	☆	☆	.728	.315	.839	.728	.117

A183 A194 E9 E25 E28

SANDVIK Coromant

Tête carbure monobloc CoroMill® 316 pour les charges copeaux élevées

Quand l'utiliser

À utiliser lorsqu'un grand espace est nécessaire pour les copeaux (par ex. rainurage dans le plein)
Lorsque de bonnes capacités de ramping et de tréflage sont nécessaires

Matière ISO	P M K S
Nuance	1730
Manche	Coromant EH

Gamme de produits

Multimatières, dureté ≤ 48 HRc

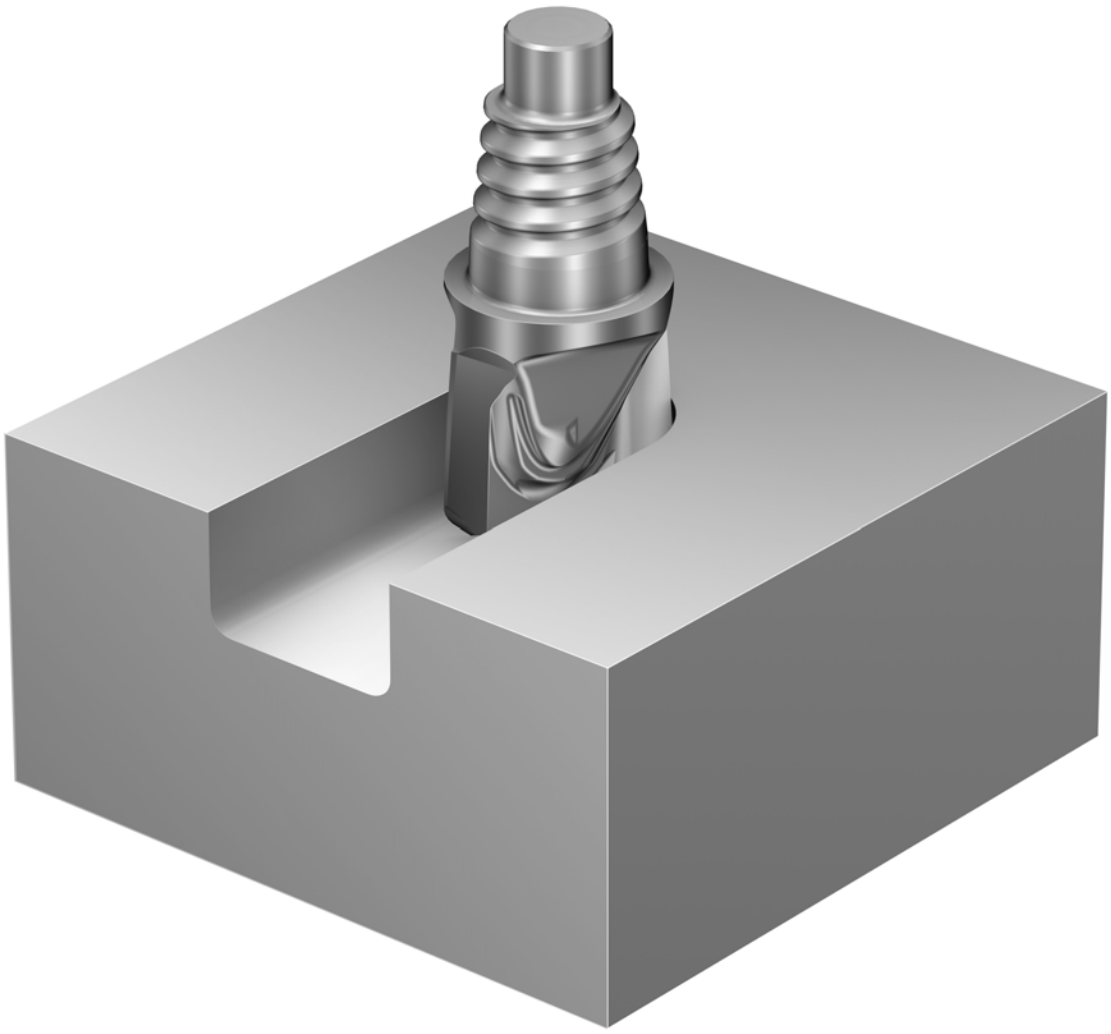

Tête carbure monobloc CoroMill® 316 pour les charges copeaux élevées

Multimatières, dureté ≤ 48 HRc

FHA	10°
BSG	COROMANT
TCDC	h10

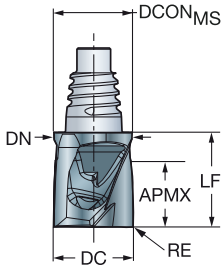

Version métrique

DC	CZC_{MS}	APMX	RE	ZEFP	Référence de commande	P 1730	M 1730	K 1730	S 1730	$DCON_{MS}$	LF	DN
10.0	E10	8.0	0.50	2	316-10SM210-10005P	★	★	☆	☆	9.7	11.8	9.7
	E10	8.0	0.80	2	316-10SM210-10008P	★	★	☆	☆	9.7	11.8	9.7
	E10	8.0	1.00	2	316-10SM210-10010P	★	★	☆	☆	9.7	11.8	9.7
12.0	E12	10.0	0.50	2	316-12SM210-12005P	★	★	☆	☆	11.7	14.0	11.7
	E12	10.0	0.80	2	316-12SM210-12008P	★	★	☆	☆	11.7	14.0	11.7
16.0	E16	13.0	0.50	2	316-16SM210-16005P	★	★	☆	☆	15.5	18.1	15.5
	E16	13.0	0.80	2	316-16SM210-16008P	★	★	☆	☆	15.5	18.1	15.5
	E16	13.0	1.00	2	316-16SM210-16010P	★	★	☆	☆	15.5	18.1	15.5
	E16	13.0	3.00	2	316-16SM210-16030P	★	★	☆	☆	15.5	18.1	15.5

A191 A194 E9 E25

Tête carbure monobloc CoroMill® 316 pour les grands débits copeaux

Quand l'utiliser

Premier choix pour l'aluminium et le thermoplastique

Matière ISO	**N**
Nuance	H10F
Manche	Coromant EH

Gamme de produits

Matières non-ferreuses

Tête carbure monobloc CoroMill® 316 pour les grands débits copeaux

Matières non-ferreuses

FHA 45°
BSG COROMANT
TCDC h9

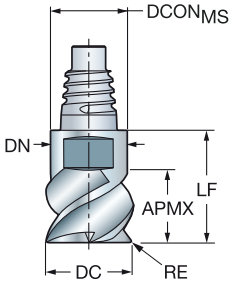

Version métrique

DC	CZC$_{MS}$	APMX	RE	ZEFP	Référence de commande	N H10F	Dimensions, mm DCON$_{MS}$	LF	DN
10.0	E10	5.5	1.00	3	316-10SM345-10010A	★	9.7	12.4	9.7
	E10	5.5	2.50	3	316-10SM345-10025A	★	9.7	12.4	9.7
12.0	E12	6.5	1.00	3	316-12SM345-12010A	★	11.7	14.5	11.7
	E12	6.5	2.50	3	316-12SM345-12025A	★	11.7	14.5	11.7
	E12	6.5	4.00	3	316-12SM345-12040A	★	11.7	14.5	11.7
16.0	E16	8.5	1.50	3	316-16SM345-16015A	★	15.5	18.7	15.5
	E16	8.5	2.50	3	316-16SM345-16025A	★	15.5	18.7	15.5
	E16	8.5	4.00	3	316-16SM345-16040A	★	15.5	18.7	15.5
20.0	E20	11.0	2.50	3	316-20SM345-20025A	★	19.3	21.3	19.3
	E20	11.0	4.00	3	316-20SM345-20040A	★	19.3	21.3	19.3
25.0	E25	13.5	4.00	3	316-25SM345-25040A	★	24.2	25.6	24.2

FHA 45°
BSG COROMANT
TCDC h9

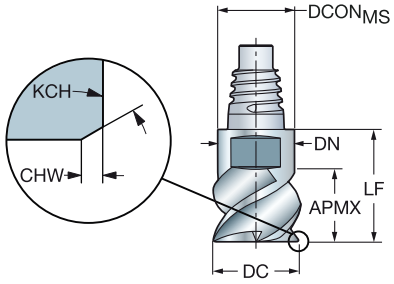

Version métrique

DC	CZC$_{MS}$	APMX	CHW	KCH	ZEFP	Référence de commande	N H10F	Dimensions, mm DCON$_{MS}$	LF	DN
10.0	E10	5.5	0.10	45°	3	316-10SM345-10000A	★	9.7	12.4	9.7
12.0	E12	6.5	0.10	45°	3	316-12SM345-12000A	★	11.7	14.5	11.7
16.0	E16	8.5	0.15	45°	3	316-16SM345-16000A	★	15.5	18.7	15.5
20.0	E20	11.0	0.15	45°	3	316-20SM345-20000A	★	19.3	21.3	19.3
25.0	E25	13.5	0.15	45°	3	316-25SM345-25000A	★	24.2	25.6	24.2

A187 A194 E9 E25

FRE

Tête carbure monobloc CoroMill® 316 pour l'ébauche avec brise-copeaux

Quand l'utiliser

Lorsqu'il est nécessaire de fragmenter les copeaux en petits morceaux
Résolution des problèmes en cas d'instabilité

Matière ISO	P M K S
Nuance	1730
Manche	Coromant EH

Gamme de produits

Multimatières, dureté ≤ 48 HRc



Tête carbure monobloc CoroMill® 316 pour l'ébauche avec brise-copeaux

Multimatières, dureté ≤ 48 HRc

FHA	45°
BSG	COROMANT
TCDC	h12

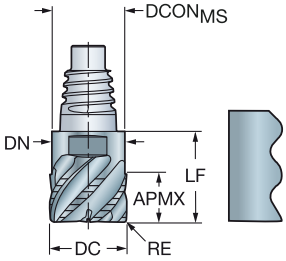

Version métrique

DC	CZC$_{MS}$	APMX	RE	ZEFP	Référence de commande	P 1730	M 1730	K 1730	S 1730	DCON$_{MS}$	LF	DN
10.0	E10	5.5	0.40	4	316-10SM440-10004K	★	★	☆	☆	9.7	12.4	9.7
	E10	5.5	0.40	5	316-10SM545-10004K	★	★	☆	☆	9.7	12.4	9.7
12.0	E12	6.5	0.40	5	316-12SM545-12004K	★	★	☆	☆	11.7	14.5	11.7
	E12	6.5	0.40	4	316-12SM440-12004K	★	★	☆	☆	11.7	14.5	11.7
16.0	E16	8.5	0.40	6	316-16SM645-16004K	★	★	☆	☆	15.5	18.7	15.5
	E16	8.5	0.40	4	316-16SM440-16004K	★	★	☆	☆	15.5	18.7	15.5
20.0	E20	11.0	0.40	6	316-20SM645-20004K	★	★	☆	☆	19.3	21.3	19.3
25.0	E25	13.5	0.40	8	316-25SM845-25004K	★	★	☆	☆	24.2	25.6	24.2

Version en pouces

DC	CZC$_{MS}$	APMX	RE	ZEFP	Référence de commande	P 1730	M 1730	K 1730	S 1730	DCON$_{MS}$	LF	DN
.375	E10	.209	.016	4	A316-10SM440-03704K	★	★	☆	☆	.364	.488	.364
.500	E12	.276	.016	4	A316-12SM440-05004K	★	★	☆	☆	.484	.575	.484
	E12	.276	.062	4	A316-12SM440-05015K	★	★	☆	☆	.484	.575	.484
.625	E16	.335	.062	4	A316-16SM440-06215K	★	★	☆	☆	.610	.736	.610
.750	E20	.413	.015	4	A316-20SM440-07504K	★	★	☆	☆	.728	.839	.728
	E20	.413	.016	6	A316-20SM645-07504K	★	★	☆	☆	.728	.839	.728
1.000	E25	.551	.016	8	A316-25SM845-10004K	★	★	☆	☆	.965	1.008	.965

A188 A194 E9 E25

Tête carbure monobloc CoroMill® 316 pour le profilage

Quand l'utiliser

Profilage avec un seul et même outil dans plusieurs matières

Matière ISO	P M K N S
Nuance	1730
Manche	Coromant EH

Gamme de produits

Multimatières, dureté ≤ 48 HRc



Tête carbure monobloc CoroMill® 316 pour le profilage

Multimatières, dureté ≤ 48 HRc

BSG	COROMANT
TCDC	h9
PSIR	0°

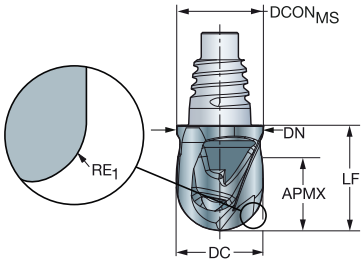

Version métrique

DC	CZC$_{MS}$	APMX	RE$_1$	ZEFP	FHA	Référence de commande	P 1730	M 1730	K 1730	S 1730	Dimensions, mm DCON$_{MS}$	LF	DN
10.0	E10	8.0	5.00	2	10°	316-10BM210-10050G	★	★	☆	☆	9.7	11.8	9.7
12.0	E12	10.0	6.00	2	10°	316-12BM210-12060G	★	★	☆	☆	11.7	14.0	11.7
16.0	E16	13.0	8.00	2	10°	316-16BM210-16080G	★	★	☆	☆	15.5	18.1	15.5

Version en pouces

DC	CZC$_{MS}$	APMX	RE$_1$	ZEFP	FHA	Référence de commande	P 1730	M 1730	K 1730	S 1730	Dimensions, pouces DCON$_{MS}$	LF	DN
.375	E10	.315	.188	2	10°	A316-10BM210-03750G	★	★	☆	☆	.364	.465	.382
.500	E12	.413	.250	2	10°	A316-12BM210-05060G	★	★	☆	☆	.484	.551	.461
.625	E16	.512	.313	2	10°	A316-16BM210-06280G	★	★	☆	☆	.610	.713	.610

A192 A194 E9 E25

SANDVIK Coromant

Tête carbure monobloc CoroMill® 316 pour le profilage

Multimatières, dureté ≤ 48 HRc

BSG	COROMANT
TCDC	h9
PSIR	0°

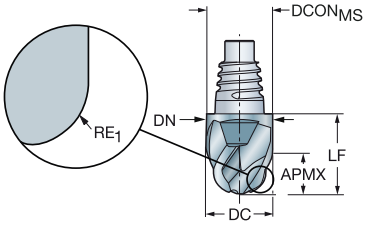

Version métrique

DC	CZC$_{MS}$	APMX	RE$_1$	ZEFP	FHA	Référence de commande	P 1730	M 1730	K 1730	S 1730	Dimensions, mm DCON$_{MS}$	LF	DN
10.0	E10	5.5	5.00	4	40°	316-10BM440-10050G	★	★	☆	☆	9.7	12.4	9.7
12.0	E12	6.5	6.00	4	40°	316-12BM440-12060G	★	★	☆	☆	11.7	14.5	11.7
16.0	E16	8.5	8.00	4	40°	316-16BM440-16080G	★	★	☆	☆	15.5	18.7	15.5
20.0	E20	11.0	10.00	2	40°	316-20BM240-200AG	★	★	☆	☆	19.3	21.3	19.3
	E20	11.0	10.00	4	40°	316-20BM440-200AG	★	★	☆	☆	19.3	21.3	19.3
25.0	E25	13.5	12.50	4	40°	316-25BM440-250DG	★	★	☆	☆	24.2	25.6	24.2

Version en pouces

DC	CZC$_{MS}$	APMX	RE$_1$	ZEFP	FHA	Référence de commande	P 1730	M 1730	K 1730	S 1730	Dimensions, pouces DCON$_{MS}$	LF	DN
.375	E10	.209	.188	4	40°	A316-10BM440-03750G	★	★	☆	☆	.364	.488	.364
.500	E12	.276	.250	4	40°	A316-12BM440-05060G	★	★	☆	☆	.484	.575	.484
.625	E16	.335	.313	4	40°	A316-16BM440-06280G	★	★	☆	☆	.610	.736	.610
.750	E20	.413	.375	4	40°	A316-20BM440-075AG	★	★	☆	☆	.728	.839	.728
1.000	E25	.551	.500	4	40°	A316-25BM440-100CG	★	★	☆	☆	.965	1.008	.965

A192 A194 E9 E25

Tête carbure monobloc CoroMill® 316 pour la finition

Quand l'utiliser

Premier choix pour la finition d'épaulements
Opérations d'ébauche avec faible engagement radial si une grande avance est recherchée (stratégie trochoïdale)

Matière ISO	P M K S
Nuance	1730
Manche	Coromant EH

Gamme de produits

Multimatières, dureté ≤ 48 HRc

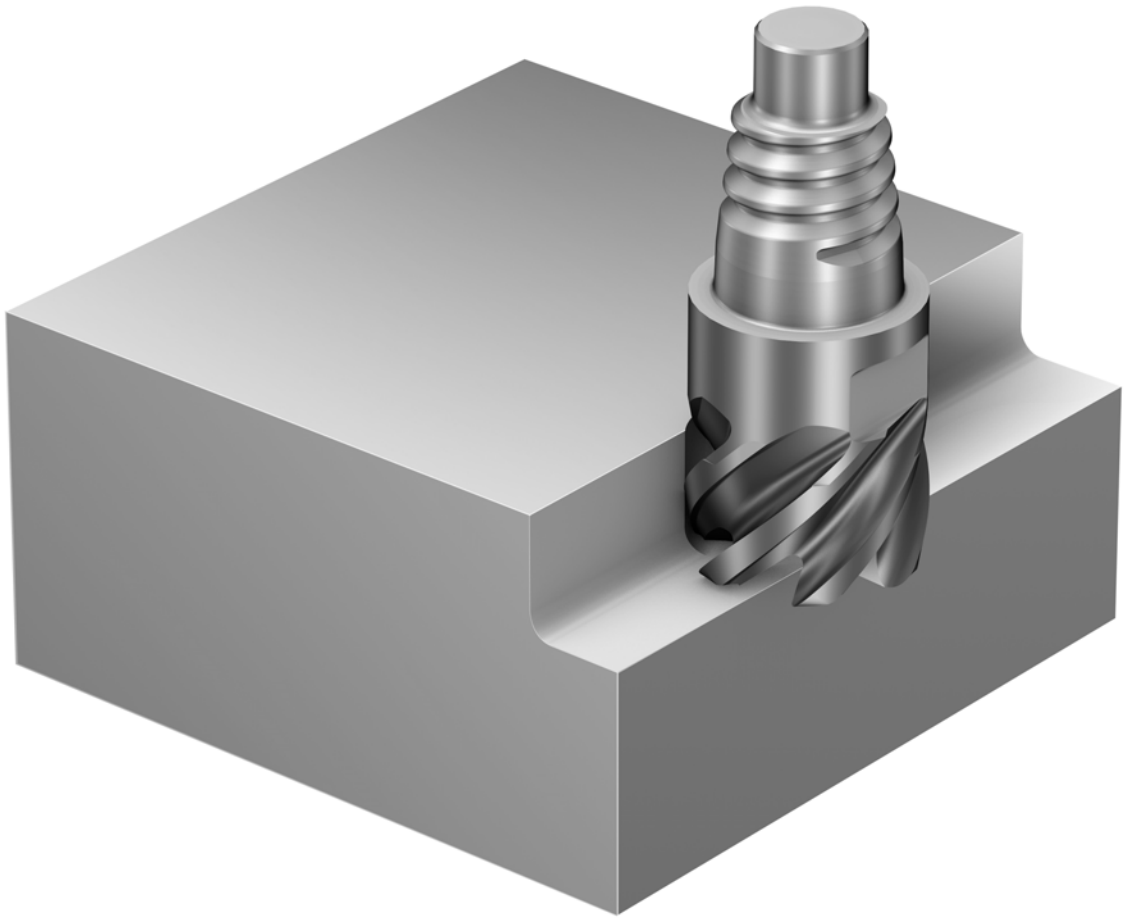

Tête carbure monobloc CoroMill® 316 pour la finition

Multimatières, dureté ≤ 48 HRc

FHA	50°
BSG	COROMANT
TCDC	h9

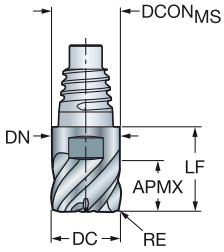

Version métrique

DC	CZC_{MS}	APMX	RE	ZEFP	Référence de commande	P 1730	M 1730	K 1730	S 1730	$DCON_{MS}$	LF	DN
										Dimensions, mm		
10.0	E10	5.5	1.00	6	316-10FM650-10010L	★	★	☆	☆	9.7	12.4	9.7
12.0	E12	6.5	1.00	6	316-12FM650-12010L	★	★	☆	☆	11.7	14.5	11.7
16.0	E16	8.5	1.50	6	316-16FM650-16015L	★	★	☆	☆	15.5	18.7	15.5
20.0	E20	11.0	1.50	8	316-20FM850-20015L	★	★	☆	☆	19.3	21.3	19.3
25.0	E25	13.5	1.00	8	316-25FM850-25010L	★	★	☆	☆	24.2	25.6	24.2

Version en pouces

DC	CZC_{MS}	APMX	RE	ZEFP	Référence de commande	P 1730	M 1730	K 1730	S 1730	$DCON_{MS}$	LF	DN
										Dimensions, pouces		
.375	E10	.209	.015	6	A316-10FM650-03704L	★	★	☆	☆	.364	.488	.364
	E10	.209	.031	6	A316-10FM650-03708L	★	★	☆	☆	.364	.488	.364
	E10	.209	.062	6	A316-10FM650-03715L	★	★	☆	☆	.364	.488	.364
.500	E12	.276	.015	6	A316-12FM650-05004L	★	★	☆	☆	.484	.575	.484
	E12	.276	.062	6	A316-12FM650-05015L	★	★	☆	☆	.484	.575	.484
.625	E16	.335	.031	6	A316-16FM650-06208L	★	★	☆	☆	.610	.736	.610
	E16	.335	.031	8	A316-16FM850-06208L	★	★	☆	☆	.610	.736	.610
.750	E20	.413	.031	8	A316-20FM850-07508L	★	★	☆	☆	.728	.839	.728
	E20	.413	.031	10	A316-20FMA50-07508L	★	★	☆	☆	.728	.839	.728
1.000	E25	.551	.062	10	A316-25FMA50-10015L	★	★	☆	☆	.965	1.008	.965
	E25	.551	.062	12	A316-25FMC50-10015L	★	★	☆	☆	.965	1.008	.965

A189 A194 E9 E25

Tête carbure monobloc CoroMill® 316 pour la finition

Multimatières, dureté ≤ 48 HRc

FHA	50°
BSG	COROMANT
TCDC	h10

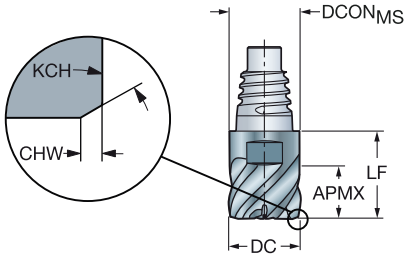

Version métrique

DC	CZC_{MS}	APMX	CHW	KCH	ZEFP	Référence de commande	P 1730	M 1730	K 1730	S 1730	Dimensions, mm $DCON_{MS}$	LF	DN
10.0	E10	5.5	0.10	45°	6	316-10FM650-10000L	★	★	☆	☆	9.7	12.4	9.7
12.0	E12	6.5	0.10	45°	6	316-12FM650-12000L	★	★	☆	☆	11.7	14.5	11.7
16.0	E16	8.5	0.15	45°	6	316-16FM650-16000L	★	★	☆	☆	15.5	18.7	15.5
20.0	E20	11.0	0.15	45°	8	316-20FM850-20000L	★	★	☆	☆	19.3	21.3	19.3

A189 A194 E9 E25

Tête CoroMill® 316 carbure monobloc pour le fraisage de chanfreins

Quand l'utiliser

Usinage de chanfreins avec un seul et même outil dans plusieurs matières

Création de rayons convexes

Tête à chanfrein à deux goujures pour le fraisage de trous de centrage

Matière ISO	P M K S
Nuance	1730
Manche	Coromant EH

Gamme de produits

Multimatières, dureté ≤ 48 HRc



Tête CoroMill® 316 carbure monobloc pour le fraisage de chanfreins

Multimatières, dureté ≤ 48 HRc

BSG COROMANT

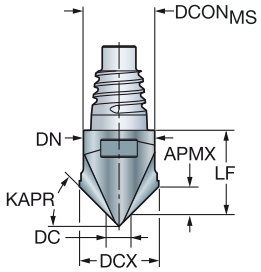

Version métrique

KAPR	CZC$_{MS}$	APMX	ZEFP	Référence de commande	P 1730	M 1730	K 1730	S 1730	Dimensions, mm DCON$_{MS}$	DC	DCX	LF	DN
15°	E12	1.20	6	316-12CM600-12015G	★	★	☆	☆	11.70	3.00	12.0	14.50	11.7
30°		2.60	6	316-12CM600-12030G	★	★	☆	☆	11.70	3.00	12.0	13.60	11.7
45°	E10	4.25	4	316-10CM400-10045G	★	★	☆	☆	9.70	1.50	10.0	11.66	9.7
45°	E12	4.50	6	316-12CM600-12045G	★	★	☆	☆	11.70	3.00	12.0	13.00	11.7
45°	E16	6.00	8	316-16CM800-16045G	★	★	☆	☆	15.50	4.00	16.0	16.70	15.5
60°	E10	5.60	4	316-10CM400-10060G	★	★	☆	☆	9.70	3.50	10.0	12.40	9.7
60°	E12	6.50	6	316-12CM600-12060G	★	★	☆	☆	11.70	4.50	12.0	14.50	11.7

Version en pouces

KAPR	CZC$_{MS}$	APMX	ZEFP	Référence de commande	P 1730	M 1730	K 1730	S 1730	Dimensions, pouces DCON$_{MS}$	DC	DCX	LF	DN
30°	E10	.073	4	A316-10CM400-03730G	★	★	☆	☆	.364	.118	.375	.454	.364
30°	E12	.110	6	A316-12CM600-05030G	★	★	☆	☆	.484	.118	.500	.541	.484
30°	E16	.146	8	A316-16CM800-06230G	★	★	☆	☆	.610	.118	.625	.702	.610
45°	E10	.128	4	A316-10CM400-03745G	★	★	☆	☆	.364	.118	.375	.429	.364
45°	E12	.191	6	A316-12CM600-05045G	★	★	☆	☆	.484	.118	.500	.516	.484
45°	E16	.256	8	A316-16CM800-06245G	★	★	☆	☆	.610	.256	.625	.736	.610
49°	E12	.220	6	A316-12CM600-05049G	★	★	☆	☆	.484	.118	.500	.575	.484
49°	E16	.291	8	A316-16CM800-06249G	★	★	☆	☆	.610	.118	.625	.736	.610
60°	E10	.222	4	A316-10CM400-03760G	★	★	☆	☆	.364	.118	.375	.488	.364
60°	E12	.280	6	A316-12CM600-05060G	★	★	☆	☆	.484	.177	.500	.575	.484
60°	E16	.303	8	A316-16CM800-06260G	★	★	☆	☆	.610	.276	.625	.736	.610

A178 A194 E9 E25

SANDVIK Coromant

Tête CoroMill® 316 carbure monobloc pour le fraisage de chanfreins

Multimatières, dureté ≤ 48 HRc

BSG COROMANT

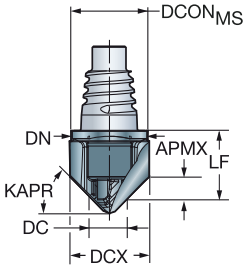

Version métrique

KAPR	CZCMS	APMX	ZEFP	Référence de commande	P 1730	M 1730	K 1730	S 1730	Dimensions, mm DCONMS	DC	DCX	LF	DN
15°	E12	1.33	2	316-12CM210-12015G	★	★	☆	☆	11.70	1.50	12.0	13.70	11.7
30°		3.03	2	316-12CM210-12030G	★	★	☆	☆	11.70	1.50	12.0	13.73	11.7
45°	E10	4.23	2	316-10CM210-10045G	★	★	☆	☆	9.70	1.50	10.0	11.53	9.7
45°	E12	5.23	2	316-12CM210-12045G	★	★	☆	☆	11.70	1.50	12.0	13.27	11.7
45°	E16	7.23	2	316-16CM210-16045G	★	★	☆	☆	15.50	1.50	16.0	17.83	15.5
60°	E10	7.50	2	316-10CM210-10060G	★	★	☆	☆	9.70	1.50	10.0	11.53	9.7
60°	E12	7.73	2	316-12CM210-12060G	★	★	☆	☆	11.70	1.50	12.0	13.27	11.7

Version en pouces

KAPR	CZCMS	APMX	ZEFP	Référence de commande	P 1730	M 1730	K 1730	S 1730	Dimensions, pouces DCONMS	DC	DCX	LF	DN
45°	E10	4.29	2	A316-10CM210-03745G	★	★	☆	☆	9.25	1.50	9.5	11.53	9.3
45°	E12	5.85	2	A316-12CM210-05045G	★	★	☆	☆	12.30	1.50	12.7	13.80	12.3
45°	E16	7.45	2	A316-16CM210-06245G	★	★	☆	☆	15.50	1.50	15.9	17.83	15.5

A178 A194 E9 E25

Tête CoroMill® 316 carbure monobloc pour le fraisage de chanfreins

Multimatières, dureté ≤ 48 HRc

BSG COROMANT

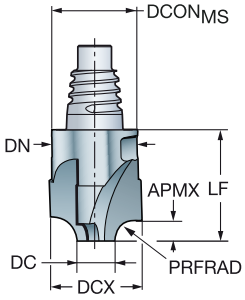

Version métrique

PRFRAD	CZC$_{MS}$	APMX	ZEFP	Référence de commande	P 1730	M 1730	K 1730	S 1730	Dimensions, mm DCON$_{MS}$	DC	DCX	LF	DN
1.5	E10	1.50	4	316-10UM400-10015G	★	★	☆	☆	9.70	5.00	10.0	12.40	9.7
3.0		3.00	4	316-10UM400-10030G	★	★	☆	☆	9.70	4.00	10.0	12.40	9.7
3.0	E12	3.00	4	316-12UM400-12030G	★	★	☆	☆	11.70	5.00	12.0	14.50	11.7
4.0		4.00	4	316-12UM400-12040G	★	★	☆	☆	11.70	4.00	12.0	14.50	11.7
4.0	E16	4.00	4	316-16UM400-16040G	★	★	☆	☆	15.50	6.00	16.0	18.70	15.5
5.0		5.00	4	316-16UM400-16050G	★	★	☆	☆	15.50	6.00	16.0	18.70	15.5
6.0	E20	6.00	4	316-20UM400-20060G	★	★	☆	☆	19.30	8.00	20.0	21.30	19.3
8.0	E25	8.00	4	316-25UM400-25080G	★	★	☆	☆	24.20	8.00	25.0	25.60	24.2

Version en pouces

PRFRAD	CZC$_{MS}$	APMX	ZEFP	Référence de commande	P 1730	M 1730	K 1730	S 1730	Dimensions, pouces DCON$_{MS}$	DC	DCX	LF	DN
.062	E10	.062	4	A316-10UM400-03715G	★	★	☆	☆	.364	.236	.375	.488	.364
.125		.125	4	A316-10UM400-03732G	★	★	☆	☆	.364	.118	.375	.488	.364
.188	E16	.188	4	A316-16UM400-06247G	★	★	☆	☆	.610	.236	.625	.736	.610
.250	E20	.250	4	A316-20UM400-07563G	★	★	☆	☆	.728	.236	.750	.839	.728

A178 A194 E9 E25

SANDVIK Coromant

FRE

Tête céramique brasée CoroMill® 316 pour l'ébauche à grande avance

Quand l'utiliser

Lorsqu'une productivité supérieure est nécessaire pour le fraisage des alliages à base de nickel

Matière ISO	S
Nuance	6060
Manche	Coromant EH

Gamme de produits

Pour les alliages à base nickel

Tête céramique brasée CoroMill® 316 pour l'ébauche à grande avance

Pour les alliages à base nickel

Optimisation

FHA 35°
BSG COROMANT
TCDC h9

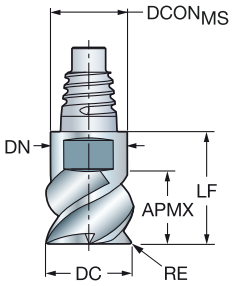

Version métrique

DC	CZC$_{MS}$	APMX	RE	ZEFP	Référence de commande	S 6060	Dimensions, mm DCON$_{MS}$	LF	DN
10.0	E10	7.0	2.00	6	316-10FM635-10020D	★	9.7	15.9	9.7
12.0	E12	7.0	2.00	6	316-12FM635-12020D	★	11.7	18.5	11.7

FHA 38°
BSG COROMANT
TCDC h9

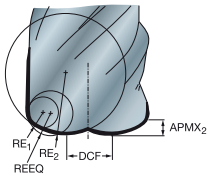

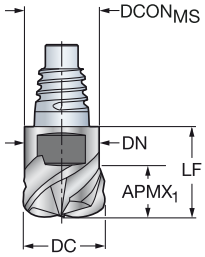

Version métrique

DC	CZC$_{MS}$	APMX$_2$	RE$_1$	RE$_2$	ZEFP	Référence de commande	S 6060	Dimensions, mm DCON	DCF	LF	DN	REEQ
10.0	E10	0.7	1.5	5.0	4	316-10HM438-10015D	★	9.7	3.4	15.9	9.7	1.99
12.0	E12	0.8	1.5	6.0	4	316-12HM438-12015D	★	11.7	4.5	18.5	11.7	2.10

A140 E9

CoroMill® 326

Filetage et chanfreins à l'intérieur de petits alésages

Application

- Filetage intérieur à la fraise
- Fraisage de chanfreins

O

Champ d'application ISO :

P M K N S H O

Caractéristiques et avantages

- Trois arêtes de coupe pour plus de productivité
- Chanfreinage et chanfreinage en tirant avec un seul et même outil
- Très grande précision et faibles forces de coupe
- Un seul outil pour différents pas
- Une seule nuance pour toutes les matières
- Profils de filets partiels pour la flexibilité

Chanfreinage

Filetage

www.sandvik.coromant.com/coromill326

Recommandations

À utiliser avec CoroChuck 930 pour profiter d'une meilleure stabilité et d'une grande précision. Toujours utiliser des pinces cylindriques pour CoroChuck 930.

Fraise en bout carbure monobloc CoroMill® 326 pour les chanfreins

Multi-matières

TCDCON h6

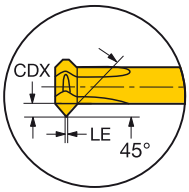

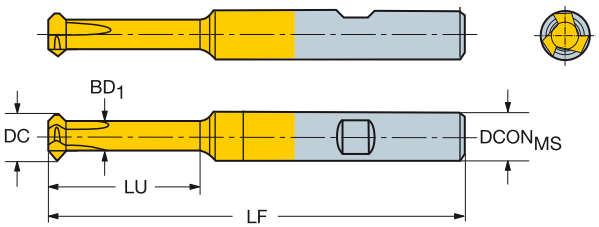

Version métrique

CZC$_{MS}$	APMX	LU	ZEFP	Référence de commande	P 1025	M 1025	K 1025	N 1025	S 1025	H 1025	O 1025	DCON$_{MS}$	DC	BD$_1$	LF	RPMX
					Dimensions, mm											
6.0	0.60	15.00	3	326R06-B1502006-CH	★	★	★	★	★	★	★	6.00	4.6	4.2	58.00	80000
	0.60	25.00	3	326R06-B2502006-CH	★	★	★	★	★	★	★	6.00	4.6	4.2	68.00	80000
8.0	1.20	25.00	3	326R08-B2502012-CH	★	★	★	★	★	★	★	8.00	5.5	5.0	68.00	80000
	1.20	35.00	3	326R08-B3502012-CH	★	★	★	★	★	★	★	8.00	5.5	5.0	78.00	80000

Version en pouces

CZC$_{MS}$	APMX	LU	ZEFP	Référence de commande	P 1025	M 1025	K 1025	N 1025	S 1025	H 1025	O 1025	DCON$_{MS}$	DC	BD$_1$	LF	RPMX
					Dimensions, pouces											
1/4	.024	.591	3	A326R06-M1502006-CH	★	★	★	★	★	★	★	.250	.181	.165	2.283	80000
	.024	.984	3	A326R06-M2502006-CH	★	★	★	★	★	★	★	.250	.181	.165	2.677	80000
5/16	.047	.984	3	A326R08-M2502012-CH	★	★	★	★	★	★	★	.313	.217	.197	2.677	80000
	.047	1.378	3	A326R08-M3502012-CH	★	★	★	★	★	★	★	.313	.217	.197	3.071	80000

A193 A194 E9

SANDVIK Coromant

Fraise en bout carbure monobloc CoroMill® 326 pour le filetage

Multi-matières

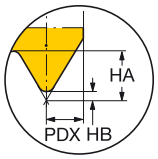

FHA	0°
BSG	COROMANT
TCDCON	h6

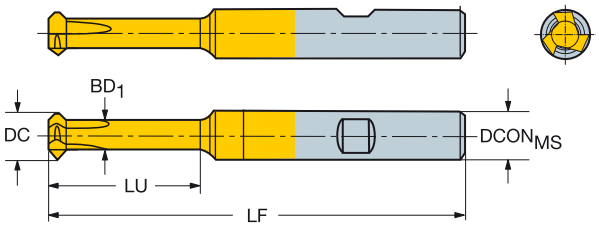

Version métrique

TPN	TPX	TPIN	TPIX	DC	CZC_{MS}	APMX	LU	ZEFP	Référence de commande	P 1025	M 1025	K 1025	N 1025	S 1025	H 1025	Dimensions, mm $DCON_{MS}$	BD_1	CF	HA	HB	LF
0.5	1.5	16.0	50.0	5.80	6.0	1.94	15.00	3	326R06-B15050VM-TH	★	★	★	★	★	★	6.00	3.5	0.1	0.97	0.06	58.00
0.5	1.5	16.0	50.0	7.80	8.0	1.94	25.00	3	326R08-B25050VM-TH	★	★	★	★	★	★	8.00	5.5	0.1	0.97	0.06	68.00
1.0	2.0	12.0	24.0	7.80	8.0	2.62	25.00	3	326R08-B25100VM-TH	★	★	★	★	★	★	8.00	5.0	0.1	1.31	0.12	68.00

Version en pouces

TPN	TPX	TPIN	TPIX	DC	CZC_{MS}	APMX	LU	ZEFP	Référence de commande	P 1025	M 1025	K 1025	N 1025	S 1025	H 1025	Dimensions, pouces $DCON_{MS}$	BD_1	CF	HA	HB	LF
.020	.059	16.0	50.0	.228	1/4	.076	.591	3	A326R06-M15050VM-TH	★	★	★	★	★	★	.250	.138	.002	.038	.002	2.283
.020	.059	16.0	50.0	.307	5/16	.076	.984	3	A326R08-M25050VM-TH	★	★	★	★	★	★	.313	.217	.002	.038	.002	2.677
.039	.079	12.0	24.0	.307	5/16	.103	.984	3	A326R08-M25100VM-TH	★	★	★	★	★	★	.313	.197	.005	.052	.005	2.677

A193 A194 E9

Recommandations de vitesse de coupe

Polyvalente - Fraise carbure monobloc en bout CoroMill® Plura pour l'ébauche lourde
Polyvalente - Fraise en bout carbure monobloc CoroMill® Plura pour la semi-ébauche
Polyvalente - Fraise carbure monobloc en bout CoroMill® Plura pour l'ébauche avec brise-copeaux



						a_e = 1.0 x DC a_p = 0.5 x DC			a_e = 0.5 x DC a_p = 1.0 x DC			a_e = 0.1 x DC a_p = 1.5 x DC		
ISO	**MC No.**	**CMC**	**Matière**	**HB**	f_z	v_c m/min	v_c pieds/min	f_z	v_c m/min	v_c pieds/min	f_z	v_c m/min	v_c pieds/min
P	P1.2.Z.AN	01.2	Acier non allié	190	A04	145	476	A02	175	574	A06	290	951
	P2.2.Z.AN	02.2	Aciers faiblement alliés	240	A04	110	361	A02	135	443	A06	200	656
	P3.0.Z.HT	03.21	Aciers fortement alliés	380	A04	80	262	A02	100	328	A06	170	558
M	P5.0.Z.AN	05.11	Aciers inoxydables ferritiques/martensitiques	200	A04	65	213	A02	80	262	A06	150	492
	M1.0.Z.AQ	05.21	Acier inoxydable austénitique	200	A03	65	213	A01	80	262	A05	120	394
	M3.2.Z.AQ	05.51	Aciers inoxydables duplex (austénitiques/ferritiques)	260	A03	55	180	A01	70	230	A05	90	295
K	K1.1.C.NS	07.2	Fonte malléable	200	A04	140	459	A02	165	541	A06	150	492
	K2.1.C.UT	08.2	Fontes grises	180	A04	130	427	A02	150	492	A06	200	656
	K3.2.C.UT	09.2	Fontes nodulaires	215	A04	125	410	A02	145	476	A06	155	509
S	S1.0.U.AG	20.12	Superalliages à base de fer	280	A03	30	98	A01	40	131	A05	50	164
	S2.0.Z.AG	20.22	Superalliages à base de nickel	350	A03	30	98	A01	40	131	A05	60	197
	S4.2.Z.AN	23.22	Alliages à base de titane	320	A03	40	131	A01	50	164	A05	100	328

Conditions de coupe optimisées, voir le CoroPlus® ToolGuide.

Avances recommandées

mm/dent
pouce/dent

DC	1.000	2.000	3.000	4.000	6.000	6.350	8.000	9.525	10.000	12.000	12.700	14.000	15.875	16.000	18.000	19.050	20.000	25.000	25.400
f_z	*0.039*	*0.079*	*0.118*	*0.157*	*0.236*	*0.250*	*0.315*	*0.375*	*0.394*	*0.472*	*0.500*	*0.551*	*0.625*	*0.630*	*0.709*	*0.750*	*0.787*	*0.984*	*1.000*
A01	0.001	0.003	0.005	0.008	0.013	0.013	0.020	0.027	0.027	0.035	0.035	0.040	0.050	0.050	0.055	0.060	0.060	0.080	0.080
	.0001	*.0001*	*.0002*	*.0003*	*.0005*	*.0005*	*.0008*	*.0011*	*.0011*	*.0014*	*.0014*	*.0016*	*.0020*	*.0020*	*.0022*	*.0024*	*.0024*	*.0031*	*.0031*
A02	0.002	0.004	0.008	0.012	0.020	0.020	0.030	0.040	0.040	0.050	0.050	0.060	0.070	0.070	0.080	0.090	0.090	0.115	0.115
	.0002	*.0002*	*.0003*	*.0005*	*.0008*	*.0008*	*.0012*	*.0016*	*.0016*	*.0020*	*.0020*	*.0024*	*.0028*	*.0028*	*.0031*	*.0035*	*.0035*	*.0045*	*.0045*
A03	0.002	0.005	0.009	0.013	0.020	0.020	0.023	0.035	0.035	0.040	0.040	0.050	0.055	0.055	0.060	0.070	0.070	0.080	0.080
	.0002	*.0002*	*.0004*	*.0005*	*.0008*	*.0008*	*.0009*	*.0014*	*.0014*	*.0016*	*.0016*	*.0020*	*.0022*	*.0022*	*.0024*	*.0028*	*.0028*	*.0031*	*.0031*
A04	0.003	0.007	0.013	0.020	0.030	0.030	0.040	0.050	0.050	0.060	0.060	0.070	0.080	0.080	0.090	0.100	0.100	0.110	0.110
	.0001	*.0003*	*.0005*	*.0008*	*.0012*	*.0012*	*.0016*	*.0020*	*.0020*	*.0024*	*.0024*	*.0028*	*.0031*	*.0031*	*.0035*	*.0039*	*.0039*	*.0043*	*.0043*
A05	0.002	0.006	0.010	0.016	0.027	0.027	0.041	0.055	0.055	0.072	0.072	0.082	0.103	0.103	0.113	0.123	0.123	0.164	0.164
	.0002	*.0002*	*.0004*	*.0006*	*.0010*	*.0010*	*.0016*	*.0022*	*.0022*	*.0028*	*.0028*	*.0032*	*.0040*	*.0040*	*.0044*	*.0048*	*.0048*	*.0065*	*.0065*
A06	0.004	0.008	0.016	0.025	0.041	0.041	0.062	0.082	0.082	0.103	0.103	0.123	0.144	0.144	0.164	0.185	0.185	0.236	0.236
	.0002	*.0003*	*.0006*	*.0010*	*.0016*	*.0016*	*.0024*	*.0032*	*.0032*	*.0040*	*.0040*	*.0048*	*.0056*	*.0056*	*.0065*	*.0073*	*.0073*	*.0093*	*.0093*

FRE

Recommandations de vitesse de coupe

Polyvalente - Fraise à bout sphérique CoroMill® Plura carbure monobloc pour le profilage





						a_p = 0.05 x DC			a_p = 0.01 x DC		
ISO	MC No.	CMC	Matière	HB	f_z	v_c m/min	v_c pieds/min	f_z	v_c m/min	v_c pieds/min
P	P1.2.Z.AN	01.2	Acier non allié	190	B01	245	804	B03	295	968
	P2.2.Z.AN	02.2	Aciers faiblement alliés	240	B01	180	591	B03	215	705
	P3.0.Z.HT	03.21	Aciers fortement alliés	380	B01	120	394	B03	140	459
M	P5.0.Z.AN	05.11	Aciers inoxydables ferritiques/martensitiques	200	B01	100	328	B03	110	361
	M1.0.Z.AQ	05.21	Acier inoxydable austénitique	200	B02	90	295	B04	110	361
	M3.2.Z.AQ	05.51	Aciers inoxydables duplex (austénitiques/ferritiques)	260	B02	80	262	B04	90	295
K	K1.1.C.NS	07.2	Fonte malléable	200	B01	180	591	B03	215	705
	K2.1.C.UT	08.2	Fontes grises	180	B01	205	673	B03	245	804
	K3.2.C.UT	09.2	Fontes nodulaires	215	B01	165	541	B03	200	656
S	S1.0.U.AG	20.12	Superalliages à base de fer	280	B02	50	164	B04	70	230
	S2.0.Z.AG	20.22	Superalliages à base de nickel	350	B02	40	131	B04	55	180
	S4.2.Z.AN	23.22	Alliages à base de titane	320	B02	80	262	B04	105	344

Conditions de coupe optimisées, voir le CoroPlus® ToolGuide.

Avances recommandées

mm/dent
pouce/dent

DC	1.000	2.000	3.000	4.000	6.000	6.350	7.938	8.000	9.525	10.000	12.000	12.700	14.000	15.875	16.000	18.000	19.050	20.000
f_z	*0.039*	*0.079*	*0.118*	*0.157*	*0.236*	*0.250*	*0.313*	*0.315*	*0.375*	*0.394*	*0.472*	*0.500*	*0.551*	*0.625*	*0.630*	*0.709*	*0.750*	*0.787*
B01	0.020	0.030	0.050	0.060	0.080	0.080	0.120	0.120	0.150	0.150	0.150	0.150	0.150	0.160	0.160	0.180	0.200	0.200
	0.0008	*0.0012*	*0.0020*	*0.0024*	*0.0031*	*0.0031*	*0.0047*	*0.0047*	*0.0059*	*0.0059*	*0.0059*	*0.0059*	*0.0059*	*0.0063*	*0.0063*	*0.0071*	*0.0079*	*0.0079*
B02	0.020	0.030	0.040	0.050	0.060	0.060	0.100	0.100	0.120	0.120	0.120	0.120	0.120	0.140	0.140	0.150	0.160	0.160
	0.0008	*0.0012*	*0.0016*	*0.0020*	*0.0024*	*0.0024*	*0.0039*	*0.0039*	*0.0047*	*0.0047*	*0.0047*	*0.0047*	*0.0047*	*0.0055*	*0.0055*	*0.0059*	*0.0063*	*0.0063*
B03	0.030	0.050	0.080	0.100	0.120	0.120	0.150	0.150	0.200	0.200	0.200	0.200	0.200	0.200	0.200	0.200	0.250	0.250
	0.0012	*0.0020*	*0.0031*	*0.0039*	*0.0047*	*0.0047*	*0.0059*	*0.0059*	*0.0079*	*0.0079*	*0.0079*	*0.0079*	*0.0079*	*0.0079*	*0.0079*	*0.0079*	*0.0098*	*0.0098*
B04	0.020	0.040	0.065	0.080	0.100	0.100	0.120	0.120	0.160	0.160	0.160	0.160	0.160	0.160	0.160	0.160	0.200	0.200
	0.0008	*0.0016*	*0.0026*	*0.0031*	*0.0039*	*0.0039*	*0.0047*	*0.0047*	*0.0063*	*0.0063*	*0.0063*	*0.0063*	*0.0063*	*0.0063*	*0.0063*	*0.0063*	*0.0079*	*0.0079*

Recommandations de vitesse de coupe

Polyvalente - Fraise carbure monobloc en bout CoroMill® Plura pour le fraisage de chanfreins

Optimisée - Tête CoroMill® 316 carbure monobloc pour le fraisage de chanfreins





a_e = 0.1 x DC

a_p = 0.1 x DC

ISO	MC No.	CMC	Matière	HB	f_z	v_c m/min	v_c pieds/min
P	P1.2.Z.AN	01.2	Acier non allié	190	C01	320	1050
	P2.2.Z.AN	02.2	Aciers faiblement alliés	240	C01	220	722
	P3.0.Z.HT	03.21	Aciers fortement alliés	380	C01	130	427
M	P5.0.Z.AN	05.11	Aciers inoxydables ferritiques/martensitiques	200	C01	90	295
	M1.0.Z.AQ	05.21	Acier inoxydable austénitique	200	C02	110	361
	M3.2.Z.AQ	05.51	Aciers inoxydables duplex (austénitiques/ferritiques)	260	C02	70	230
K	K1.1.C.NS	07.2	Fonte malléable	200	C01	240	787
	K2.1.C.UT	08.2	Fontes grises	180	C01	240	787
	K3.2.C.UT	09.2	Fontes nodulaires	215	C01	215	705
N	N1.2.Z.AG	30.12	Alliages à base aluminium	100	C03	2300	7546
	N1.3.C.UT	30.21	Alliages à base aluminium	75	C03	370	1214
	N1.4.C.NS	30.42	Alliages à base aluminium	130	C03	240	787
	N3.2.C.UT	33.2	Alliages bronze et laiton	90	C03	680	2231
S	S1.0.U.AG	20.12	Superalliages à base de fer	280	C02	50	164
	S2.0.Z.AG	20.22	Superalliages à base de nickel	350	C02	50	164
	S4.2.Z.AN	23.22	Alliages à base de titane	320	C02	90	295
H	H1.1.Z.HA	04.1	Aciers - Niveau de dureté 50	50HRC	C02	70	230

Conditions de coupe optimisées, voir le CoroPlus® ToolGuide.

Avances recommandées

mm/dent

pouce/dent

DC	1	2	3	4	6	6.35	8	9.525	10	12	12.7	14	15.875	16	20
f_z	*0.039*	*0.079*	*0.118*	*0.157*	*0.236*	*0.250*	*0.315*	*0.375*	*0.394*	*0.472*	*0.500*	*0.551*	*0.625*	*0.630*	*0.787*
C01	0.020	0.030	0.040	0.050	0.070	0.070	0.100	0.120	0.120	0.120	0.120	0.120	0.120	0.120	0.200
	0.0008	*0.0012*	*0.0016*	*0.0020*	*0.0028*	*0.0028*	*0.0039*	*0.0047*	*0.0047*	*0.0047*	*0.0047*	*0.0047*	*0.0047*	*0.0047*	*0.0079*
C02	0.020	0.020	0.030	0.040	0.060	0.060	0.080	0.100	0.100	0.100	0.100	0.100	0.100	0.120	0.160
	0.0008	*0.0008*	*0.0012*	*0.0016*	*0.0024*	*0.0024*	*0.0031*	*0.0039*	*0.0039*	*0.0039*	*0.0039*	*0.0039*	*0.0039*	*0.0047*	*0.0063*
C03	0.040	0.070	0.070	0.110	0.150	0.150	0.200	0.260	0.260	0.260	0.260	0.260	0.260	0.260	0.440
	0.0016	*0.0028*	*0.0028*	*0.0043*	*0.0059*	*0.0059*	*0.0079*	*0.0102*	*0.0102*	*0.0102*	*0.0102*	*0.0102*	*0.0102*	*0.0102*	*0.0173*

FRE

Recommandations de vitesse de coupe

Optimisée - Fraise carbure monobloc en bout CoroMill® Plura pour le fraisage lourd



				a_e = 1.0 x DC a_p = 1.0 x DC			a_e = 0.5 x DC a_p = 1.0 x DC			a_e = 0.25 x DC a_p = 1.0 x DC		
ISO	MC No.	CMC	Matière	HB	f_z	v_c m/min	v_c pieds/min	f_z	v_c m/min	v_c pieds/min	f_z	v_c m/min	v_c pieds/min
P	P1.2.Z.AN	01.2	Acier non allié	190	D01	150	492	D02	180	590	D03	250	820
	P2.2.Z.AN	02.2	Aciers faiblement alliés	240	D04	120	394	D02	145	475	D03	200	656
	P3.0.Z.HT	03.21	Aciers fortement alliés	380	D04	80	262	D02	95	311	D03	135	442
M	P5.0.Z.AN	05.11	Aciers inoxydables ferritiques/martensitiques	200	D04	115	377	D02	140	459	D03	195	639
	M1.0.Z.AQ	05.21	Acier inoxydable austénitique	200	D04	80	262	D05	100	328	D06	140	459
	M3.2.Z.AQ	05.51	Aciers inoxydables duplex (austénitiques/ferritiques)	260	D04	80	262	D08	95	311	D09	135	442
K	K1.1.C.NS	07.2	Fonte malléable	200	D01	150	492	D02	180	590	D03	250	820
	K2.1.C.UT	08.2	Fontes grises	180	D01	150	492	D02	180	590	D03	250	820
	K3.2.C.UT	09.2	Fontes nodulaires	215	D01	160	525	D02	190	623	D03	270	885
S	S2.0.Z.AG	20.22	Superalliages à base de nickel	350	D07	20	148	D08	25	180	D09	32	246
	S4.2.Z.AN	23.22	Alliages à base de titane	320	D07	40	262	D08	50	311	D09	60	442

Conditions de coupe optimisées, voir le CoroPlus® ToolGuide.

Avances recommandées

mm/dent
pouce/dent

DC	2.000	3.000	4.000	6.000	6.350	7.938	8.000	9.525	10.000	12.000	12.700	14.000	15.875	16.000	19.050	20.000	25.000
f_z	*0.079*	*0.118*	*0.157*	*0.236*	*0.250*	*0.313*	*0.315*	*0.375*	*0.394*	*0.472*	*0.500*	*0.551*	*0.625*	*0.630*	*0.750*	*0.787*	*0.984*
D01	0.020	0.024	0.028	0.035	0.036	0.042	0.043	0.048	0.050	0.057	0.059	0.063	0.070	0.070	0.080	0.083	0.100
	0.0008	*0.0009*	*0.0011*	*0.0014*	*0.0014*	*0.0017*	*0.0017*	*0.0019*	*0.0020*	*0.0022*	*0.0023*	*0.0025*	*0.0027*	*0.0028*	*0.0032*	*0.0033*	*0.0039*
D02	0.024	0.030	0.036	0.047	0.049	0.058	0.059	0.067	0.070	0.080	0.084	0.090	0.099	0.100	0.115	0.120	0.145
	0.0009	*0.0012*	*0.0014*	*0.0019*	*0.0019*	*0.0023*	*0.0023*	*0.0026*	*0.0028*	*0.0031*	*0.0033*	*0.0035*	*0.0039*	*0.0039*	*0.0045*	*0.0047*	*0.0057*
D03	0.028	0.035	0.041	0.054	0.056	0.067	0.067	0.077	0.080	0.093	0.098	0.107	0.119	0.120	0.140	0.147	0.180
	0.0011	*0.0014*	*0.0016*	*0.0021*	*0.0022*	*0.0026*	*0.0026*	*0.0030*	*0.0031*	*0.0037*	*0.0039*	*0.0042*	*0.0047*	*0.0047*	*0.0055*	*0.0058*	*0.0071*
D04	0.020	0.023	0.025	0.030	0.031	0.035	0.035	0.039	0.040	0.047	0.049	0.053	0.060	0.060	0.070	0.073	0.090
	0.0008	*0.0009*	*0.0010*	*0.0012*	*0.0012*	*0.0014*	*0.0014*	*0.0015*	*0.0016*	*0.0018*	*0.0019*	*0.0021*	*0.0023*	*0.0024*	*0.0028*	*0.0029*	*0.0035*
D05	0.020	0.023	0.025	0.037	0.040	0.051	0.052	0.063	0.067	0.076	0.079	0.084	0.093	0.093	0.107	0.111	0.133
	0.0008	*0.0009*	*0.0010*	*0.0015*	*0.0016*	*0.0020*	*0.0020*	*0.0025*	*0.0026*	*0.0030*	*0.0031*	*0.0033*	*0.0037*	*0.0037*	*0.0042*	*0.0044*	*0.0052*
D06	0.020	0.023	0.026	0.044	0.047	0.061	0.062	0.076	0.080	0.090	0.094	0.100	0.109	0.110	0.125	0.130	0.200
	0.0008	*0.0009*	*0.0010*	*0.0017*	*0.0019*	*0.0024*	*0.0024*	*0.0030*	*0.0031*	*0.0035*	*0.0037*	*0.0039*	*0.0043*	*0.0043*	*0.0049*	*0.0051*	*0.0079*
D07	0.020	0.020	0.020	0.020	0.021	0.027	0.028	0.033	0.035	0.038	0.040	0.042	0.045	0.045	0.050	0.052	0.060
	0.0008	*0.0008*	*0.0008*	*0.0008*	*0.0008*	*0.0011*	*0.0011*	*0.0013*	*0.0014*	*0.0015*	*0.0016*	*0.0016*	*0.0018*	*0.0018*	*0.0020*	*0.0020*	*0.0024*
D08	0.024	0.026	0.029	0.033	0.034	0.037	0.038	0.041	0.042	0.048	0.050	0.054	0.060	0.060	0.069	0.072	0.087
	0.0009	*0.0010*	*0.0011*	*0.0013*	*0.0013*	*0.0015*	*0.0015*	*0.0016*	*0.0017*	*0.0019*	*0.0020*	*0.0021*	*0.0023*	*0.0024*	*0.0027*	*0.0028*	*0.0034*
D09	0.030	0.033	0.035	0.040	0.041	0.045	0.045	0.049	0.050	0.070	0.077	0.091	0.110	0.111	0.142	0.152	0.203
	0.0012	*0.0013*	*0.0014*	*0.0016*	*0.0016*	*0.0018*	*0.0018*	*0.0019*	*0.0020*	*0.0028*	*0.0030*	*0.0036*	*0.0043*	*0.0044*	*0.0056*	*0.0060*	*0.0080*

Recommandations de vitesse de coupe

Optimisée - Tête carbure monobloc CoroMill® 316 pour le fraisage lourd



				a_e = 1.0 x DC			a_e = 0.5 x DC			a_e = 0.1 x DC		
				a_p = 0.5 x DC			a_p = 0.5 x DC			a_p = 1.0 x DC		
ISO	MC No.	CMC	Matière	HB	f_z	v_c m/min	v_c pieds/min	f_z	v_c m/min	v_c pieds/min	f_z	v_c m/min	v_c pieds/min
P	P1.2.Z.AN	01.2	Acier non allié	190	E01	150	476	E02	180	640	E03	250	951
	P2.2.Z.AN	02.2	Aciers faiblement alliés	240	E04	120	361	E02	145	492	E03	200	738
	P3.0.Z.HT	03.21	Aciers fortement alliés	380	E04	80	180	E02	75	246	E03	135	377
M	P5.0.Z.AN	05.11	Aciers inoxydables ferritiques/martensitiques	200	E04	80	246	E02	100	328	E03	150	492
	M1.0.Z.AQ	05.21	Acier inoxydable austénitique	200	E04	70	197	E05	85	279	E06	125	410
	M3.2.Z.AQ	05.51	Aciers inoxydables duplex (austénitiques/ferritiques)	260	E07	65	246	E08	80	328	E09	120	492
K	K1.1.C.NS	07.2	Fonte malléable	200	E01	150	459	E02	160	607	E03	220	919
	K2.1.C.UT	08.2	Fontes grises	180	E01	150	246	E02	160	344	E03	220	509
	K3.2.C.UT	09.2	Fontes nodulaires	215	E01	130	361	E02	140	492	E03	200	722
S	S2.0.Z.AG	20.22	Superalliages à base de nickel	350	E07	20	49	E08	25	82	E09	35	115
	S4.2.Z.AN	23.22	Alliages à base de titane	320	E07	40	82	E08	35	115	E09	50	164

Conditions de coupe optimisées, voir le CoroPlus® ToolGuide.

Avances recommandées

mm/dent
pouce/dent

DC	9.525	10.000	12.000	12.700	15.875	16.000	19.050	20.000	25.000	25.400
f_z	*0.375*	*0.394*	*0.472*	*0.500*	*0.625*	*0.630*	*0.750*	*0.787*	*0.984*	*1.000*
E01	0.048	0.050	0.057	0.059	0.070	0.070	0.080	0.083	0.100	0.100
	0.0019	*0.0020*	*0.0022*	*0.0023*	*0.0027*	*0.0028*	*0.0032*	*0.0033*	*0.0039*	*0.0039*
E02	0.067	0.070	0.080	0.084	0.099	0.100	0.115	0.120	0.145	0.145
	0.0026	*0.0028*	*0.0031*	*0.0033*	*0.0039*	*0.0039*	*0.0045*	*0.0047*	*0.0057*	*0.0057*
E03	0.077	0.080	0.093	0.098	0.119	0.120	0.140	0.147	0.180	0.180
	0.0030	*0.0031*	*0.0037*	*0.0039*	*0.0047*	*0.0047*	*0.0055*	*0.0058*	*0.0071*	*0.0071*
E04	0.039	0.040	0.047	0.049	0.060	0.060	0.070	0.073	0.090	0.090
	0.0015	*0.0016*	*0.0018*	*0.0019*	*0.0023*	*0.0024*	*0.0028*	*0.0029*	*0.0035*	*0.0035*
E05	0.063	0.067	0.076	0.079	0.093	0.093	0.107	0.111	0.133	0.133
	0.0025	*0.0026*	*0.0030*	*0.0031*	*0.0037*	*0.0037*	*0.0042*	*0.0044*	*0.0052*	*0.0052*
E06	0.076	0.080	0.090	0.094	0.109	0.110	0.125	0.130	0.200	0.200
	0.0030	*0.0031*	*0.0035*	*0.0037*	*0.0043*	*0.0043*	*0.0049*	*0.0051*	*0.0079*	*0.0079*
E07	0.033	0.035	0.038	0.040	0.045	0.045	0.050	0.052	0.060	0.060
	0.0013	*0.0014*	*0.0015*	*0.0016*	*0.0018*	*0.0018*	*0.0020*	*0.0020*	*0.0024*	*0.0024*
E08	0.041	0.042	0.048	0.050	0.060	0.060	0.069	0.072	0.087	0.087
	0.0016	*0.0017*	*0.0019*	*0.0020*	*0.0023*	*0.0024*	*0.0027*	*0.0028*	*0.0034*	*0.0034*
E09	0.049	0.050	0.070	0.077	0.110	0.111	0.142	0.152	0.203	0.203
	0.0019	*0.0020*	*0.0028*	*0.0030*	*0.0043*	*0.0044*	*0.0056*	*0.0060*	*0.0080*	*0.0080*

Recommandations de vitesse de coupe

Optimisée - Fraise carbure monobloc en bout CoroMill® Plura pour le dressage à grande avance

					a_e = en fonction de la matière				a_e = en fonction de la matière				a_e = en fonction de la matière			
					a_p = 2.0 x DC				a_p = 3.0 x DC				a_p = 4.0 x DC			
ISO	MC No.	CMC	Matière	HB	a_e	f_z	v_c m/min	v_c pieds/min	a_e	f_z	v_c m/min	v_c pieds/min	a_e	f_z	v_c m/min	v_c pieds/min
P	P1.2.Z.AN	01.2	Acier non allié	190	0.12 x DC	F01	250	820	0.10 x DC	F04	250	820	0.10 x DC	F07	230	755
	P2.2.Z.AN	02.2	Aciers faiblement alliés	240	0.10 x DC	F01	240	787	0.10 x DC	F04	240	787	0.10 x DC	F07	220	722
	P3.0.Z.HT	03.21	Aciers fortement alliés	320	0.08 x DC	F01	140	459	0.08 x DC	F04	140	459	0.05 x DC	F07	120	394
M	P5.0.Z.AN	05.11	Aciers inoxydables ferritiques/martensitiques	200	0.08 x DC	F01	120	394	0.08 x DC	F04	120	394	0.05 x DC	F07	110	361
	M1.0.Z.AQ	05.21	Acier inoxydable austénitique	200	0.10 x DC	F02	150	492	0.10 x DC	F05	140	459	0.10 x DC	F08	125	410
	M3.2.Z.AQ	05.51	Aciers inoxydables duplex (austénitiques/ferritiques)	260	0.08 x DC	F02	130	427	0.08 x DC	F05	130	427	0.08 x DC	F08	110	361
K	K1.1.C.NS	07.2	Fonte malléable	200	0.12 x DC	F01	235	771	0.10 x DC	F04	235	771	0.10 x DC	F07	215	705
	K2.1.C.UT	08.2	Fontes grises	180	0.12 x DC	F01	240	787	0.10 x DC	F04	240	787	0.10 x DC	F07	220	722
	K3.2.C.UT	09.2	Fontes nodulaires	215	0.12 x DC	F01	245	804	0.10 x DC	F04	245	804	0.10 x DC	F07	225	738
S	S1.0.U.AG	20.12	Superalliages à base de fer	280	0.05 x DC	F03	65	213	0.05 x DC	F06	65	213	0.05 x DC	F09	60	197
	S2.0.Z.AG	20.22	Superalliages à base de nickel	350	0.05 x DC	F03	55	180	0.05 x DC	F06	55	180	0.05 x DC	F09	50	164
	S4.2.Z.AN	23.22	Alliages à base de titane	320	0.05 x DC	F03	120	394	0.05 x DC	F06	115	377	0.05 x DC	F09	105	344

Conditions de coupe optimisées, voir le CoroPlus® ToolGuide.

Avances recommandées

mm/dent
pouce/dent

DC	2.000	3.000	4.000	6.000	6.350	7.938	8.000	9.525	10.000	12.000	12.700	14.000	15.875	16.000	18.000	19.050	20.000	25.000	25.400
f_z	*0.079*	*0.118*	*0.157*	*0.236*	*0.250*	*0.313*	*0.315*	*0.375*	*0.394*	*0.472*	*0.500*	*0.551*	*0.625*	*0.630*	*0.709*	*0.750*	*0.787*	*0.984*	*1.000*
F01	0.016	0.024	0.032	0.072	0.076	0.095	0.096	0.143	0.150	0.180	0.191	0.210	0.238	0.240	0.270	0.286	0.300	0.375	0.375
	0.0006	*0.0009*	*0.0013*	*0.0028*	*0.0030*	*0.0038*	*0.0038*	*0.0056*	*0.0059*	*0.0071*	*0.0075*	*0.0083*	*0.0094*	*0.0094*	*0.0106*	*0.0113*	*0.0118*	*0.0148*	*0.0148*
F02	0.012	0.018	0.024	0.060	0.064	0.079	0.080	0.124	0.130	0.156	0.165	0.182	0.206	0.208	0.234	0.248	0.260	0.325	0.325
	0.0005	*0.0007*	*0.0009*	*0.0024*	*0.0025*	*0.0031*	*0.0031*	*0.0049*	*0.0051*	*0.0061*	*0.0065*	*0.0072*	*0.0081*	*0.0082*	*0.0092*	*0.0098*	*0.0102*	*0.0128*	*0.0128*
F03	0.008	0.012	0.016	0.036	0.038	0.048	0.048	0.071	0.075	0.090	0.095	0.105	0.119	0.120	0.135	0.143	0.150	0.188	0.188
	0.0003	*0.0005*	*0.0006*	*0.0014*	*0.0015*	*0.0019*	*0.0019*	*0.0028*	*0.0030*	*0.0035*	*0.0038*	*0.0041*	*0.0047*	*0.0047*	*0.0053*	*0.0056*	*0.0059*	*0.0074*	*0.0074*
F04	-	-	-	0.072	0.076	0.086	0.086	0.114	0.120	0.144	0.152	0.168	0.191	0.192	0.216	0.229	0.240	-	-
	-	-	-	*0.0028*	*0.0030*	*0.0034*	*0.0034*	*0.0045*	*0.0047*	*0.0057*	*0.0060*	*0.0066*	*0.0075*	*0.0076*	*0.0085*	*0.0090*	*0.0094*	-	-
F05	-	-	-	0.060	0.064	0.071	0.072	0.099	0.104	0.125	0.132	0.146	0.165	0.166	0.187	0.198	0.208	-	-
	-	-	-	*0.0024*	*0.0025*	*0.0028*	*0.0028*	*0.0039*	*0.0041*	*0.0049*	*0.0052*	*0.0057*	*0.0065*	*0.0066*	*0.0074*	*0.0078*	*0.0082*	-	-
F06	-	-	-	0.036	0.038	0.048	0.048	0.057	0.060	0.072	0.076	0.084	0.095	0.096	0.108	0.114	0.120	-	-
	-	-	-	*0.0014*	*0.0015*	*0.0019*	*0.0019*	*0.0023*	*0.0024*	*0.0028*	*0.0030*	*0.0033*	*0.0038*	*0.0038*	*0.0043*	*0.0045*	*0.0047*	-	-
F07	-	-	-	0.070	0.070	0.080	0.080	0.080	0.080	0.090	0.090	0.100	0.100	0.100	0.150	0.150	0.160	0.190	0.190
	-	-	-	*0.0028*	*0.0028*	*0.0031*	*0.0031*	*0.0031*	*0.0031*	*0.0035*	*0.0035*	*0.0039*	*0.0039*	*0.0039*	*0.0059*	*0.0059*	*0.0063*	*0.0075*	*0.0075*
F08	-	-	-	0.060	0.060	0.060	0.060	0.070	0.070	0.070	0.070	0.080	0.080	0.080	0.130	0.130	0.140	0.160	0.160
	-	-	-	*0.0024*	*0.0024*	*0.0024*	*0.0024*	*0.0028*	*0.0028*	*0.0028*	*0.0028*	*0.0031*	*0.0031*	*0.0031*	*0.0051*	*0.0051*	*0.0055*	*0.0063*	*0.0063*
F09	-	-	-	0.040	0.040	0.050	0.050	0.050	0.050	0.060	0.060	0.070	0.070	0.070	0.120	0.120	0.130	0.150	0.150
	-	-	-	*0.0016*	*0.0016*	*0.0020*	*0.0020*	*0.0020*	*0.0020*	*0.0024*	*0.0024*	*0.0028*	*0.0028*	*0.0028*	*0.0047*	*0.0047*	*0.0051*	*0.0059*	*0.0059*

Recommandations de vitesse de coupe

Optimisée - Fraise carbure monobloc en bout CoroMill® Plura pour le dressage à grande avance

						a_e = 0.5 x DC a_p = 1.0 x DC			a_e = 0.25 x DC a_p = 1.5 x DC		
ISO	MC No.	CMC	Matière	HB	f_z	v_c m/min	v_c pieds/min	f_z	v_c m/min	v_c pieds/min
P	P1.2.Z.AN	01.2	Acier non allié	190	F11	220	804	F13	235	902
	P2.2.Z.AN	02.2	Aciers faiblement alliés	240	F11	175	574	F13	200	656
	P3.0.Z.HT	03.21	Aciers fortement alliés	380	F11	150	574	F13	175	656
M	P5.0.Z.AN	05.11	Aciers inoxydables ferritiques/martensitiques	200	F11	115	574	F13	130	656
	M1.0.Z.AQ	05.21	Acier inoxydable austénitique	200	F10	120	410	F12	135	463
	M3.2.Z.AQ	05.51	Aciers inoxydables duplex (austénitiques/ferritiques)	260	F10	110	377	F12	125	427
K	K1.1.C.NS	07.2	Fonte malléable	200	F11	165	541	F13	185	607
	K2.1.C.UT	08.2	Fontes grises	180	F11	275	902	F13	310	1017
	K3.2.C.UT	09.2	Fontes nodulaires	215	F11	165	541	F13	185	607
S	S1.0.U.AG	20.12	Superalliages à base de fer	280	F10	35	115	F12	45	148
	S2.0.Z.AG	20.22	Superalliages à base de nickel	350	F10	35	115	F12	45	148
	S4.2.Z.AN	23.22	Alliages à base de titane	320	F10	80	272	F12	95	305

Conditions de coupe optimisées, voir le CoroPlus® ToolGuide.

Avances recommandées

mm/dent
pouce/dent

DC	2.000	3.000	4.000	6.000	6.350	7.938	8.000	9.525	10.000	12.000	12.700	14.000	15.875	16.000	18.000	19.050	20.000	25.000	25.400
f_z	*0.079*	*0.118*	*0.157*	*0.236*	*0.250*	*0.313*	*0.315*	*0.375*	*0.394*	*0.472*	*0.500*	*0.551*	*0.625*	*0.630*	*0.709*	*0.750*	*0.787*	*0.984*	*1.000*
F10	0.003	0.005	0.008	0.013	0.013	0.020	0.020	0.027	0.027	0.035	0.035	0.040	0.050	0.050	0.055	0.060	0.060	0.080	0.080
	0.0001	*0.0002*	*0.0003*	*0.0005*	*0.0005*	*0.0008*	*0.0008*	*0.0011*	*0.0011*	*0.0014*	*0.0014*	*0.0016*	*0.0020*	*0.0020*	*0.0022*	*0.0024*	*0.0024*	*0.0031*	*0.0031*
F11	0.004	0.008	0.012	0.020	0.020	0.030	0.030	0.040	0.040	0.050	0.050	0.060	0.070	0.070	0.080	0.090	0.090	0.115	0.115
	0.0002	*0.0003*	*0.0005*	*0.0008*	*0.0008*	*0.0012*	*0.0012*	*0.0016*	*0.0016*	*0.0020*	*0.0020*	*0.0024*	*0.0028*	*0.0028*	*0.0031*	*0.0035*	*0.0035*	*0.0045*	*0.0045*
F12	0.004	0.007	0.011	0.017	0.017	0.027	0.027	0.036	0.036	0.047	0.047	0.053	0.067	0.067	0.073	0.080	0.080	0.106	0.106
	0.0002	*0.0003*	*0.0004*	*0.0007*	*0.0007*	*0.0011*	*0.0011*	*0.0014*	*0.0014*	*0.0019*	*0.0019*	*0.0021*	*0.0026*	*0.0026*	*0.0029*	*0.0031*	*0.0031*	*0.0042*	*0.0042*
F13	0.005	0.011	0.016	0.027	0.027	0.040	0.040	0.053	0.053	0.067	0.067	0.080	0.093	0.093	0.011	0.120	0.120	0.153	0.153
	0.0002	*0.0004*	*0.0006*	*0.0010*	*0.0010*	*0.0016*	*0.0016*	*0.0021*	*0.0021*	*0.0026*	*0.0026*	*0.0031*	*0.0037*	*0.0037*	*0.0004*	*0.0047*	*0.0047*	*0.0060*	*0.0060*

					a_e = 0.1 x DC a_p = 2.0 x DC			a_e = 0.4 x DC a_p = 1.0 x DC		
ISO	MC No.	Matière	HB	f_z	v_c m/min	v_c pieds/min	f_z	v_c m/min	v_c pieds/min
S	S2.0.Z.AG	Alliages à base nickel	350	F14	35	115	F15	20	66
	S2.0.Z.AN		250	F16	50	164	F17	30	98
	S4.3.Z.AN	Alliages à base de titane	330	F18	110	361	F19	44	144
	S4.4.Z.AN		410	F18	50	164	F19	30	98

Conditions de coupe optimisées, voir le CoroPlus® ToolGuide.

Avances recommandées

mm/dent
pouce/dent

DC	4.000	4.765	5.000	6.000	6.350	8.000	9.525	10.000	12.000	12.700	14.000	15.875	16.000	18.000	19.050	20.000	25.000	25.400	31.750	32.000
f_z	*0.157*	*0.188*	*0.197*	*0.236*	*0.250*	*0.315*	*0.375*	*0.394*	*0.472*	*0.500*	*0.551*	*0.625*	*0.630*	*0.709*	*0.750*	*0.787*	*0.984*	*1.000*	*1.250*	*1.260*
F14	0.020	0.024	0.025	0.030	0.032	0.040	0.048	0.050	0.060	0.064	0.070	0.079	0.080	0.090	0.095	0.100	0.013			
	0.0008	*0.0009*	*0.001*	*0.0012*	*0.0013*	*0.0016*	*0.0019*	*0.0020*	*0.0024*	*0.0025*	*0.0028*	*0.0031*	*0.0031*	*0.0035*	*0.0038*	*0.0039*	*0.0049*			
F15	0.013	0.015	0.016	0.019	0.020	0.025	0.030	0.031	0.038	0.040	0.044	0.050	0.050	0.056	0.060	0.063	0.078			
	0.0005	*0.0006*	*0.0006*	*0.0007*	*0.0008*	*0.0010*	*0.0012*	*0.0012*	*0.0015*	*0.0016*	*0.0017*	*0.0020*	*0.0020*	*0.0022*	*0.0023*	*0.0025*	*0.0031*			
F16	0.026	0.031	0.033	0.039	0.041	0.052	0.062	0.065	0.078	0.083	0.091	0.103	0.104	0.117	0.124	0.130	0.163			
	0.0010	*0.0012*	*0.0013*	*0.0015*	*0.0016*	*0.0020*	*0.0024*	*0.0026*	*0.0031*	*0.0033*	*0.0036*	*0.0041*	*0.0041*	*0.0046*	*0.0049*	*0.0051*	*0.0064*			
F17	0.016	0.019	0.02	0.024	0.026	0.033	0.039	0.041	0.049	0.052	0.057	0.064	0.065	0.073	0.077	0.081	0.102			
	0.0006	*0.0008*	*0.0008*	*0.0010*	*0.0010*	*0.0013*	*0.0015*	*0.0016*	*0.0019*	*0.0020*	*0.0022*	*0.0025*	*0.0026*	*0.0029*	*0.0030*	*0.0032*	*0.0040*			
F18	0.028	0.033	0.034	0.041	0.044	0.055	0.065	0.069	0.083	0.087	0.096	0.109	0.111	0.124	0.131	0.138	0.172	0.175	0.218	0.22
	0.0011	*0.0013*	*0.0014*	*0.0016*	*0.0017*	*0.0022*	*0.0026*	*0.0027*	*0.0032*	*0.0034*	*0.0038*	*0.0043*	*0.0043*	*0.0049*	*0.0052*	*0.0054*	*0.0068*	*0.0069*	*0.0086*	*0.0087*
F19	0.015	0.018	0.019	0.023	0.024	0.030	0.036	0.038	0.045	0.048	0.053	0.060	0.060	0.068	0.071	0.075	0.094	0.095	0.119	0.12
	0.0006	*0.0007*	*0.0007*	*0.0009*	*0.0009*	*0.0012*	*0.0014*	*0.0015*	*0.0018*	*0.0019*	*0.0021*	*0.0023*	*0.0024*	*0.0027*	*0.0028*	*0.0030*	*0.0037*	*0.0038*	*0.0047*	*0.0047*

FRE

Recommandations de vitesse de coupe

Optimisée - Fraise en bout carbure monobloc CoroMill® Plura pour le surfaçage grande avance

Optimisée - Tête carbure monobloc CoroMill® 316 pour le surfaçage grande avance





						a_e = 0.5 x DC		
						a_p = 0.1 x DC		
ISO	**MC No.**	**CMC**	**Matière**	**HB**	f_z	v_c m/min	v_c pieds/min
P	P1.2.Z.AN	01.2	Acier non allié	190	G01	110	361
	P2.2.Z.AN	02.2	Aciers faiblement alliés	240	G01	100	328
	P3.0.Z.HT	03.21	Aciers fortement alliés	380	G01	60	197
M	P5.0.Z.AN	05.11	Aciers inoxydables ferritiques/martensitiques	200	G01	50	164
	M1.0.Z.AQ	05.21	Acier inoxydable austénitique	200	G01	60	197
	M3.2.Z.AQ	05.51	Aciers inoxydables duplex (austénitiques/ferritiques)	260	G01	50	164
K	K1.1.C.NS	07.2	Fonte malléable	200	G01	120	394
	K2.1.C.UT	08.2	Fontes grises	180	G01	120	394
	K3.2.C.UT	09.2	Fontes nodulaires	215	G01	110	361
S	S1.0.U.AG	20.12	Superalliages à base de fer	280	G01	50	165
	S2.0.Z.AG	20.22	Superalliages à base de nickel	350	G01	35	115
	S4.2.Z.AN	23.22	Alliages à base de titane	320	G01	75	246
H	H1.1.Z.HA	04.1	Aciers - Niveau de dureté 50	50HRC	G02	110	361
	H1.2.Z.HA	04.1	Aciers - Niveau de dureté 55	55HRC	G02	110	361
	H1.3.Z.HA	04.1	Aciers - Niveau de dureté 60	60HRC	G02	60	197

Conditions de coupe optimisées, voir le CoroPlus® ToolGuide.

Avances recommandées

mm/dent

pouce/dent

DC	4.000	6.000	6.000	10.000	12.000	16.000	20.000
f_z	*0.157*	*0.236*	*0.236*	*0.394*	*0.472*	*0.630*	*0.787*
G01	0.100	0.160	0.250	0.300	0.350	0.500	0.700
	0.0039	*0.0063*	*0.0098*	*0.0118*	*0.0138*	*0.0197*	*0.0276*
G02	0.080	0.130	0.200	0.240	0.280	0.400	0.560
	0.0031	*0.0051*	*0.0079*	*0.0094*	*0.0110*	*0.0157*	*0.0220*

Recommandations de vitesse de coupe

Optimisée - Fraise CoroMill® Plura carbure monobloc en bout pour le fraisage multiopérations stable

Optimisée - Tête carbure monobloc CoroMill® 316 multiopérations stable

					 a_e = 1.0 x DC a_p = 0.5 x DC			a_e = 0.5 x DC a_p = 1.0 x DC			a_e = 0.1 x DC a_p = 1.5 x DC		
ISO	MC No.	CMC	Matière	HB	f_z	v_c m/min	v_c pieds/min	f_z	v_c m/min	v_c pieds/min	f_z	v_c m/min	v_c pieds/min
P	P1.2.Z.AN	01.2	Acier non allié	190	K01	165	541	K02	215	705	K03	305	1001
	P2.2.Z.AN	02.2	Aciers faiblement alliés	240	K01	125	410	K02	160	525	K03	220	722
	P3.0.Z.HT	03.21	Aciers fortement alliés	380	K01	75	246	K02	95	312	K03	130	427
M	P5.0.Z.AN	05.11	Aciers inoxydables ferritiques/martensitiques	200	K01	45	148	K02	65	213	K03	85	279
	M1.0.Z.AQ	05.21	Acier inoxydable austénitique	200	K05	60	197	K06	75	246	K07	110	361
	M3.2.Z.AQ	05.51	Aciers inoxydables duplex (austénitiques/ferritiques)	260	K05	45	148	K06	65	213	K07	85	279
K	K1.1.C.NS	07.2	Fonte malléable	200	K01	135	443	K02	170	558	K03	240	787
	K2.1.C.UT	08.2	Fontes grises	180	K01	135	443	K02	165	541	K03	240	787
	K3.2.C.UT	09.2	Fontes nodulaires	215	K01	125	410	K02	150	492	K03	215	705
S	S1.0.U.AG	20.12	Superalliages à base de fer	280	K05	25	82	K06	35	115	K07	60	197
	S2.0.Z.AG	20.22	Superalliages à base de nickel	350	K08	25	82	K08	35	115	K08	60	197
	S4.2.Z.AN	23.22	Alliages à base de titane	320	K05	40	131	K06	55	180	K07	95	312
H	H1.1.Z.HA	04.1	Aciers - Niveau de dureté 50	50HRC	K05	50	164	K06	80	262	K07	90	295
	H1.2.Z.HA	04.1	Aciers - Niveau de dureté 55	55HRC	K05	50	164	K06	80	262	K07	90	295
	H1.3.Z.HA	04.1	Aciers - Niveau de dureté 60	60HRC	K05	30	98	K06	50	164	K07	50	164

Conditions de coupe optimisées, voir le CoroPlus® ToolGuide.

Avances recommandées

mm/dent
pouce/dent

DC	2.000	3.000	4.000	6.000	6.350	7.938	8.000	9.525	10.000	12.000	12.700	14.000	15.875	16.000	19.050	20.000	25.000	25.400
f_z	*0.079*	*0.118*	*0.157*	*0.236*	*0.250*	*0.313*	*0.315*	*0.375*	*0.394*	*0.472*	*0.500*	*0.551*	*0.625*	*0.630*	*0.750*	*0.787*	*0.984*	*1*
K01	0.020	0.020	0.020	0.030	0.030	0.050	0.050	0.060	0.060	0.070	0.070	0.080	0.090	0.090	0.100	0.100	0.100	0.100
	0.0008	*0.0008*	*0.0008*	*0.0012*	*0.0012*	*0.0020*	*0.0020*	*0.0024*	*0.0024*	*0.0028*	*0.0028*	*0.0031*	*0.0035*	*0.0035*	*0.0039*	*0.0039*	*0.0039*	*0.0039*
K02	0.02	0.030	0.030	0.040	0.040	0.070	0.070	0.100	0.100	0.100	0.100	0.100	0.120	0.120	0.120	0.140	0.160	0.160
	0.0008	*0.0012*	*0.0012*	*0.0016*	*0.0016*	*0.0028*	*0.0028*	*0.0039*	*0.0039*	*0.0039*	*0.0039*	*0.0039*	*0.0047*	*0.0047*	*0.0047*	*0.0055*	*0.0063*	*0.0063*
K03	0.03	0.040	0.050	0.070	0.070	0.100	0.100	0.120	0.120	0.120	0.120	0.120	0.120	0.120	0.180	0.200	0.200	0.200
	0.0012	*0.0016*	*0.0020*	*0.0028*	*0.0028*	*0.0039*	*0.0039*	*0.0047*	*0.0047*	*0.0047*	*0.0047*	*0.0047*	*0.0047*	*0.0047*	*0.0071*	*0.0079*	*0.0079*	*0.0079*
K04	0.02	0.020	0.020	0.020	0.020	0.040	0.040	0.050	0.050	0.060	0.060	0.060	0.070	0.070	0.080	0.080	0.080	0.080
	0.0008	*0.0008*	*0.0008*	*0.0008*	*0.0008*	*0.0016*	*0.0016*	*0.0020*	*0.0020*	*0.0024*	*0.0024*	*0.0024*	*0.0028*	*0.0028*	*0.0031*	*0.0031*	*0.0031*	*0.0031*
K05	0.02	0.020	0.020	0.040	0.040	0.060	0.060	0.080	0.080	0.080	0.080	0.080	0.100	0.100	0.100	0.110	0.130	0.130
	0.0008	*0.0008*	*0.0008*	*0.0016*	*0.0016*	*0.0024*	*0.0024*	*0.0031*	*0.0031*	*0.0031*	*0.0031*	*0.0031*	*0.0039*	*0.0039*	*0.0039*	*0.0043*	*0.0051*	*0.0051*
K06	0.02	0.030	0.040	0.060	0.060	0.080	0.080	0.100	0.100	0.100	0.100	0.100	0.100	0.120	0.140	0.160	0.160	0.160
	0.0008	*0.0012*	*0.0016*	*0.0024*	*0.0024*	*0.0031*	*0.0031*	*0.0039*	*0.0039*	*0.0039*	*0.0039*	*0.0039*	*0.0039*	*0.0047*	*0.0055*	*0.0063*	*0.0063*	*0.0063*
K07	0.015	0.015	0.02	0.02	0.02	0.025	0.025	0.03	0.031	0.038	0.040	0.045	0.050	0.050	0.060	0.063	0.078	0.078
	0.0006	*0.0006*	*0.0008*	*0.0008*	*0.0008*	*0.0010*	*0.0010*	*0.0012*	*0.0012*	*0.0015*	*0.0016*	*0.0018*	*0.0020*	*0.0020*	*0.0024*	*0.0025*	*0.0031*	*0.0031*

FRE

Recommandations de vitesse de coupe

Optimisée - Fraise en bout carbure monobloc CoroMill® Plura pour le fraisage dur



					a_e = 1.0 x DC			a_e = 0.1 x DC			a_e = 0.05 X DC		
					a_p = 0.1 x DC			a_p = 1.0 x DC			a_p = 1.5 x DC		
ISO	MC No.	CMC	Matière	HB	f_z	v_c m/min	v_c pieds/min	f_z	v_c m/min	v_c pieds/min	f_z	v_c m/min	v_c pieds/min
P	P3.0.Z.HT	03.21	Aciers fortement alliés	380	H01	140	459	H02	225	738	H03	250	820
H	H1.1.Z.HA	04.1	Aciers - Niveau de dureté 50	50HRC	H04	110	361	H05	185	607	H06	205	673
	H1.2.Z.HA	04.1	Aciers - Niveau de dureté 55	55HRC	H04	125	410	H05	215	705	H06	245	804
	H1.3.Z.HA	04.1	Aciers - Niveau de dureté 60	60HRC	H04	75	246	H05	130	427	H06	145	476

Conditions de coupe optimisées, voir le CoroPlus® ToolGuide.

Avances recommandées

mm/dent
pouce/dent

DC	2.000	3.000	4.000	6.000	6.350	8.000	9.525	10.000	12.000	16.000
f_z	*0.079*	*0.118*	*0.157*	*0.236*	*0.250*	*0.315*	*0.375*	*0.394*	*0.472*	*0.630*
H01	0.020	0.020	0.020	0.030	0.030	0.050	0.060	0.060	0.070	0.090
	0.0008	*0.0008*	*0.0008*	*0.0012*	*0.0012*	*0.0020*	*0.0024*	*0.0024*	*0.0028*	*0.0035*
H02	0.030	0.040	0.050	0.070	0.070	0.100	0.120	0.120	0.120	0.120
	0.0012	*0.0016*	*0.0020*	*0.0028*	*0.0028*	*0.0039*	*0.0047*	*0.0047*	*0.0047*	*0.0047*
H03	0.030	0.050	0.060	0.080	0.080	0.120	0.150	0.150	0.150	0.160
	0.0012	*0.0020*	*0.0024*	*0.0031*	*0.0031*	*0.0047*	*0.0059*	*0.0059*	*0.0059*	*0.0063*
H04	0.020	0.020	0.020	0.020	0.020	0.040	0.050	0.050	0.060	0.070
	0.0008	*0.0008*	*0.0008*	*0.0008*	*0.0008*	*0.0016*	*0.0020*	*0.0020*	*0.0024*	*0.0028*
H05	0.020	0.030	0.040	0.060	0.060	0.080	0.100	0.100	0.100	0.120
	0.0008	*0.0012*	*0.0016*	*0.0024*	*0.0024*	*0.0031*	*0.0039*	*0.0039*	*0.0039*	*0.0047*
H06	0.030	0.040	0.050	0.060	0.060	0.100	0.120	0.120	0.120	0.140
	0.0012	*0.0016*	*0.0020*	*0.0024*	*0.0024*	*0.0039*	*0.0047*	*0.0047*	*0.0047*	*0.0055*

Recommandations de vitesse de coupe

Fraise en bout céramique monobloc CoroMill® Plura pour l'ébauche à grande avance

Tête céramique brasée CoroMill® 316 pour l'ébauche à grande avance

												
						a_e = 0.1 x DC			a_e = 0.075 x DC			
						a_p = 1.5 x DC Porte-à-faux 4 x d			a_p = 1.5 x DC Porte-à-faux 6 x d			
ISO	MC No.	CMC	Matière	HB	ZEFP	f_z	v_c m/min	v_c pieds/min	f_z	v_c m/min	v_c pieds/min
S	S2.0.Z.AG	20.22	Superalliages à base de nickel	350	4	P02	600-1000	1698-3280	P01	600-700	1968-2296
					6	P01	600-1000	1698-3280	P01	600-700	1968-2296

Conditions de coupe optimisées, voir le CoroPlus® ToolGuide.

Avances recommandées

mm/dent
pouce/dent

DC	10	12
f_z	*0.394*	*0.472*
P01	0.02	0.02
	0.0008	*0.0008*
P02	0.07	0.09
	0.0028	*0.0035*

Tête carbure monobloc CoroMill® 316 pour le fraisage latéral à grande avance

												
						a_e = 0.1 x DC			a_e = 0.075 x DC			
						a_p = 1.5 x DC Porte-à-faux 4 x d			a_p = 1.5 x DC Porte-à-faux 6 x d			
ISO	MC No.	CMC	Matière	HB	f_z	v_c m/min	v_c pieds/min	f_z	v_c m/min	v_c pieds/min		
S	S4.3.Z.AN		Alliages à base de titane	320	Q01	100	328	Q01	90	295		
	S4.4.Z.AN		Alliages à base de titane	410	Q01	50	164	Q01	45	145		

Conditions de coupe optimisées, voir le CoroPlus® ToolGuide.

Avances recommandées

mm/dent
pouce/dent

DC	9.525	10	12	12.7	15.875	16	19.05	20	25	25.4
f_z	*0.375*	*0.394*	*0.472*	*0.50*	*0.625*	*0.630*	*0.75*	*0.787*	*0.984*	*1.00*
Q01	0.057	0.057	0.066	0.066	0.076	0.076	0.095	0.095	0.123	0.123
	0.0022	*0.0022*	*0.0026*	*0.0026*	*0.003*	*0.003*	*0.0037*	*0.0037*	*0.0049*	*0.0049*

Recommandations de vitesse de coupe

Optimisée - Fraise CoroMill® Plura carbure monobloc en bout pour de grands débits copeaux

Optimisée - Tête carbure monobloc CoroMill® 316 pour les grands débits copeaux

													
					a_e = 1.0 x DC			a_e = 0.5 x DC			a_e = 0.1 x DC		
					a_p = 0.5 x DC			a_p = 1.0 x DC			a_p = 1.5 x DC		
ISO	MC No.	CMC	Matière	HB	f_z	v_c m/min	v_c pieds/min	f_z	v_c m/min	v_c pieds/min	f_z	v_c m/min	v_c pieds/min
N	N1.2.Z.AG	30.12	Alliages à base aluminium	100	I01	800	2625	I02	980	3215	I03	1120	3675
	N1.3.C.UT	30.21	Alliages à base aluminium	75	I01	270	886	I02	360	1181	I03	480	1575
	N1.4.C.NS	30.42	Alliages à base aluminium	130	I01	100	328	I02	130	427	I03	190	623
	N3.2.C.UT	33.2	Alliages bronze et laiton	90	I01	150	492	I02	200	656	I03	290	951
O	O7.0.S.UT		Graphite		-	-	-	I04	450	1476	I05	500	1640

Conditions de coupe optimisées, voir le CoroPlus® ToolGuide.

Avances recommandées

mm/dent
pouce/dent

DC	1.000	2.000	3.000	4.000	6.000	8.000	10.000	12.000	14.000	16.000	18.000	18.000
f_z	*0.039*	*0.079*	*0.118*	*0.157*	*0.236*	*0.315*	*0.394*	*0.472*	*0.551*	*0.630*	*0.709*	*0.709*
I01	0.020	0.040	0.040	0.040	0.072	0.110	0.130	0.150	0.180	0.200	0.220	0.220
	0.0008	*0.0016*	*0.0016*	*0.0016*	*0.0028*	*0.0043*	*0.0051*	*0.0059*	*0.0071*	*0.0079*	*0.0087*	*0.0087*
I02	0.030	0.060	0.070	0.070	0.100	0.170	0.220	0.220	0.220	0.260	0.260	0.310
	0.0012	*0.0024*	*0.0028*	*0.0028*	*0.0039*	*0.0067*	*0.0087*	*0.0087*	*0.0087*	*0.0102*	*0.0102*	*0.0122*
I03	0.040	0.070	0.070	0.110	0.150	0.200	0.260	0.260	0.260	0.260	0.330	0.440
	0.0016	*0.0028*	*0.0028*	*0.0043*	*0.0059*	*0.0079*	*0.0102*	*0.0102*	*0.0102*	*0.0102*	*0.0130*	*0.0173*
I04	0.010	0.010	0.010	0.020	0.020	0.030	0.040	0.050	0.060	0.070	-	-
	0.0004	*0.0004*	*0.0004*	*0.0008*	*0.0008*	*0.0012*	*0.0016*	*0.0020*	*0.0024*	*0.0028*	-	-
I05	0.010	0.020	0.020	0.030	0.040	0.060	0.080	0.100	0.120	0.140	-	-
	0.0004	*0.0008*	*0.0008*	*0.0012*	*0.0016*	*0.0024*	*0.0031*	*0.0039*	*0.0047*	*0.0055*	-	-

Recommandations de vitesse de coupe

Optimisée - Fraise carbure monobloc en bout CoroMill® Plura pour l'ébauche avec brise-copeaux

Optimisée - Tête carbure monobloc CoroMill® 316 pour l'ébauche avec brise-copeaux

					a_e = 1.0 x DC			a_e = 0.5 x DC			a_e = 0.1 x DC		
					a_p = 0.5 x DC			a_p = 1.0 x DC			a_p = 1.5 x DC		
ISO	MC No.	CMC	Matière	HB	f_z	v_c m/min	v_c pieds/min	f_z	v_c m/min	v_c pieds/min	f_z	v_c m/min	v_c pieds/min
P	P1.2.Z.AN	01.2	Acier non allié	190	L01	170	558	L02	220	722	L03	315	1033
	P2.2.Z.AN	02.2	Aciers faiblement alliés	240	L01	120	394	L02	160	525	L03	230	755
	P3.0.Z.HT	03.21	Aciers fortement alliés	380	L01	80	262	L02	100	328	L03	140	459
M	P5.0.Z.AN	05.11	Aciers inoxydables ferritiques/martensitiques	200	L01	50	164	L02	65	213	L03	95	312
	M1.0.Z.AQ	05.21	Acier inoxydable austénitique	200	L04	60	197	L05	75	246	L06	115	377
	M3.2.Z.AQ	05.51	Aciers inoxydables duplex (austénitiques/ferritiques)	260	L04	50	164	L05	65	213	L06	95	312
K	K1.1.C.NS	07.2	Fonte malléable	200	L01	130	427	L02	170	558	L03	245	804
	K2.1.C.UT	08.2	Fontes grises	180	L01	130	427	L02	170	558	L03	245	804
	K3.2.C.UT	09.2	Fontes nodulaires	215	L01	115	377	L02	155	509	L03	220	722
N	N1.2.Z.AG	30.12	Alliages à base aluminium	100	L08	1270	4167	L09	1610	5282	L07	2150	7054
	N1.3.C.UT	30.21	Alliages à base aluminium	75	L08	310	1017	L09	380	1247	L07	540	1772
	N1.4.C.NS	30.42	Alliages à base aluminium	130	L08	110	361	L09	150	492	L07	220	722
	N3.2.C.UT	33.2	Alliages bronze et laiton	90	L08	170	558	L09	230	755	L07	320	1050
S	S1.0.U.AG	20.12	Superalliages à base de fer	280	L04	20	66	L05	30	98	L06	50	164
	S2.0.Z.AG	20.22	Superalliages à base nickel	350	L04	20	66	L05	30	98	L06	50	164
	S4.2.Z.AN	23.22	Alliages à base de titane	320	L04	50	164	L05	80	262	L06	130	427

Conditions de coupe optimisées, voir le CoroPlus® ToolGuide.

Avances recommandées

mm/dent
pouce/dent

DC	6	8	9.525	10	12	12.7	14	15.875	16	18	20	25	25.4
f_z	*0.236*	*0.315*	*0.375*	*0.394*	*0.472*	*0.500*	*0.551*	*0.625*	*0.630*	*0.709*	*0.787*	*0.984*	*1.000*
L01	0.030	0.050	0.060	0.060	0.070	0.070	0.080	0.090	0.090	0.100	0.100	0.100	0.100
	0.0012	*0.0020*	*0.0024*	*0.0024*	*0.0028*	*0.0028*	*0.0031*	*0.0035*	*0.0035*	*0.0039*	*0.0039*	*0.0039*	*0.0039*
L02	0.040	0.070	0.100	0.100	0.100	0.100	0.100	0.120	0.120	0.120	0.140	0.160	0.160
	0.0016	*0.0028*	*0.0039*	*0.0039*	*0.0039*	*0.0039*	*0.0039*	*0.0047*	*0.0047*	*0.0047*	*0.0055*	*0.0063*	*0.0063*
L03	0.070	0.100	0.120	0.120	0.120	0.120	0.120	0.120	0.120	0.150	0.200	0.200	0.200
	0.0028	*0.0039*	*0.0047*	*0.0047*	*0.0047*	*0.0047*	*0.0047*	*0.0047*	*0.0047*	*0.0059*	*0.0079*	*0.0079*	*0.0079*
L04	0.020	0.040	0.050	0.050	0.060	0.060	0.060	0.070	0.070	0.080	0.080	0.080	0.080
	0.0008	*0.0016*	*0.0020*	*0.0020*	*0.0024*	*0.0024*	*0.0024*	*0.0028*	*0.0028*	*0.0031*	*0.0031*	*0.0031*	*0.0031*
L05	0.040	0.060	0.080	0.080	0.080	0.080	0.080	0.100	0.100	0.100	0.110	0.130	0.130
	0.0016	*0.0024*	*0.0031*	*0.0031*	*0.0031*	*0.0031*	*0.0031*	*0.0039*	*0.0039*	*0.0039*	*0.0043*	*0.0051*	*0.0051*
L06	0.060	0.080	0.100	0.100	0.100	0.100	0.100	0.100	0.120	0.120	0.160	0.160	0.160
	0.0024	*0.0031*	*0.0039*	*0.0039*	*0.0039*	*0.0039*	*0.0039*	*0.0039*	*0.0047*	*0.0047*	*0.0063*	*0.0063*	*0.0063*
L07	0.150	0.200	0.260	0.260	0.260	0.260	0.260	0.260	0.260	0.330	0.440	0.440	0.440
	0.0059	*0.0079*	*0.0102*	*0.0102*	*0.0102*	*0.0102*	*0.0102*	*0.0102*	*0.0102*	*0.0130*	*0.0173*	*0.0173*	*0.0173*
L08	0.070	0.110	0.130	0.130	0.150	0.150	0.180	0.200	0.200	0.220	0.220	0.220	0.220
	0.0028	*0.0043*	*0.0051*	*0.0051*	*0.0059*	*0.0059*	*0.0071*	*0.0079*	*0.0079*	*0.0087*	*0.0087*	*0.0087*	*0.0087*
L09	0.100	0.160	0.220	0.220	0.220	0.220	0.220	0.260	0.260	0.260	0.310	0.350	0.350
	0.0039	*0.0063*	*0.0087*	*0.0087*	*0.0087*	*0.0087*	*0.0087*	*0.0102*	*0.0102*	*0.0102*	*0.0122*	*0.0138*	*0.0138*

FRE

Recommandations de vitesse de coupe

Optimisée - Fraise carbure monobloc en bout CoroMill® Plura pour la finition

Optimisée - Tête carbure monobloc CoroMill® 316 pour la finition



					a_e = 0.1 x DC			a_e = 0.05 x DC		
					a_p = 1.0 x DC			a_p = 1.5 x DC		
ISO	MC No.	CMC	Matière	HB	f_z	v_c m/min	v_c pieds/min	f_z	v_c m/min	v_c pieds/min
P	P1.2.Z.AN	01.2	Acier non allié	190	J01	280	919	J02	330	1083
	P2.2.Z.AN	02.2	Aciers faiblement alliés	240	J01	205	673	J02	240	787
	P3.0.Z.HT	03.21	Aciers fortement alliés	380	J01	120	394	J02	140	459
M	P5.0.Z.AN	05.11	Aciers inoxydables ferritiques/martensitiques	200	J01	80	262	J02	95	312
	M1.0.Z.AQ	05.21	Acier inoxydable austénitique	200	J03	100	328	J04	115	377
	M3.2.Z.AQ	05.51	Aciers inoxydables duplex (austénitiques/ferritiques)	260	J03	80	262	J04	95	312
K	K1.1.C.NS	07.2	Fonte malléable	200	J01	220	722	J04	255	837
	K2.1.C.UT	08.2	Fontes grises	180	J01	220	722	J02	255	837
	K3.2.C.UT	09.2	Fontes nodulaires	215	J01	140	459	J02	165	541
S	S1.0.U.AG	20.12	Superalliages à base de fer	280	J03	50	164	J04	60	197
	S2.0.Z.AG	20.22	Superalliages à base de nickel	350	J03	50	164	J04	60	197
	S4.2.Z.AN	23.22	Alliages à base de titane	320	J03	80	262	J04	95	312
H	H1.1.Z.HA	04.1	Aciers - Niveau de dureté 50	50HRC	J03	120	394	J04	140	459
	H1.2.Z.HA	04.1	Aciers - Niveau de dureté 55	55HRC	J03	120	394	J04	140	459
	H1.3.Z.HA	04.1	Aciers - Niveau de dureté 60	60HRC	J03	70	230	J04	80	262

Conditions de coupe optimisées, voir le CoroPlus® ToolGuide.

Avances recommandées

mm/dent
pouce/dent

DC	3.000	4.000	6.000	6.350	7.938	8.000	9.525	10.000	12.000	12.700	14.000	15.875	16.000	18.000	19.050	20.000	25.000	25.400
f_z	*0.118*	*0.157*	*0.236*	*0.250*	*0.313*	*0.315*	*0.375*	*0.394*	*0.472*	*0.500*	*0.551*	*0.625*	*0.630*	*0.709*	*0.750*	*0.787*	*0.984*	*1.000*
J01	0.040	0.050	0.070	0.070	0.100	0.100	0.120	0.120	0.120	0.120	0.120	0.120	0.120	0.150	0.180	0.200	0.200	0.200
	0.0016	*0.0020*	*0.0028*	*0.0028*	*0.0039*	*0.0039*	*0.0047*	*0.0047*	*0.0047*	*0.0047*	*0.0047*	*0.0047*	*0.0047*	*0.0059*	*0.0071*	*0.0079*	*0.0079*	*0.0079*
J02	0.050	0.060	0.080	0.080	0.120	0.120	0.150	0.150	0.150	0.150	0.150	0.160	0.160	0.180	0.200	0.200	0.250	0.250
	0.0020	*0.0024*	*0.0031*	*0.0031*	*0.0047*	*0.0047*	*0.0059*	*0.0059*	*0.0059*	*0.0059*	*0.0059*	*0.0063*	*0.0063*	*0.0071*	*0.0079*	*0.0079*	*0.0098*	*0.0098*
J03	0.030	0.040	0.060	0.060	0.080	0.080	0.100	0.100	0.100	0.100	0.100	0.100	0.120	0.120	0.140	0.160	0.160	0.160
	0.0012	*0.0016*	*0.0024*	*0.0024*	*0.0031*	*0.0031*	*0.0039*	*0.0039*	*0.0039*	*0.0039*	*0.0039*	*0.0039*	*0.0047*	*0.0047*	*0.0055*	*0.0063*	*0.0063*	*0.0063*
J04	0.040	0.050	0.060	0.060	0.100	0.100	0.120	0.120	0.120	0.120	0.120	0.140	0.140	0.150	0.160	0.160	0.200	0.200
	0.0016	*0.0020*	*0.0024*	*0.0024*	*0.0039*	*0.0039*	*0.0047*	*0.0047*	*0.0047*	*0.0047*	*0.0047*	*0.0055*	*0.0055*	*0.0059*	*0.0063*	*0.0063*	*0.0079*	*0.0079*

Recommandations de vitesse de coupe

Optimisée - Fraise carbure monobloc en bout CoroMill® Plura pour le micro fraisage

Optimisée - Fraise à bout sphérique CoroMill® Plura carbure monobloc pour le micro fraisage





				a_e = 1.0 x DC a_p = 0.5 x DC			a_e = 0.5 x DC a_p = 1.0 x DC			a_e = 0.25 x DC a_p = 1.0 x DC			a_e = 0.05 x DC a_p = 0.05 x DC		
ISO	MC No.	CMC	Matière	HB	f_z	v_c m/min	v_c pieds/min	f_z	v_c m/min	v_c pieds/min	f_z	v_c m/min	v_c pieds/min	f_z	vc m/min	v_c pieds/min
P	P1.2.Z.AN	01.2	Acier non allié	190	M01	140	459	M02	195	640	M08	215	705	M03	330	1083
	P2.2.Z.AN	02.2	Aciers faiblement alliés	240	M01	115	377	M02	160	525	M08	175	574	M03	240	787
	P3.0.Z.HT	03.21	Aciers fortement alliés	380	M01	80	262	M02	90	295	M08	100	328	M03	140	459
M	P5.0.Z.AN	05.11	Aciers inoxydables ferritiques/martensitiques	200	M01	70	230	M02	80	262	M08	90	295	M03	100	328
	M1.0.Z.AQ	05.21	Acier inoxydable austénitique	200	M04	90	295	M05	110	361	M11	120	394	M06	120	394
	M3.2.Z.AQ	05.51	Aciers inoxydables duplex (austénitiques/ferritiques)	260	M04	70	230	M05	75	246	M11	85	279	M06	100	328
K	K1.1.C.NS	07.2	Fonte malléable	200	M01	155	509	M02	170	558	M08	185	607	M03	270	886
	K2.1.C.UT	08.2	Fontes grises	180	M01	160	525	M02	175	574	M08	195	640	M03	270	886
	K3.2.C.UT	09.2	Fontes nodulaires	215	M01	165	541	M02	180	591	M08	200	656	M03	240	787
N	N1.2.Z.AG	30.12	Alliages à base aluminium	100	M09	800	2625	M10	1040	3412	M12	1145	3757	M07	1450	4757
	N1.3.C.UT	30.21	Alliages à base aluminium	75	M09	640	2100	M10	830	2723	M12	915	3002	M07	1030	3379
	N1.4.C.NS	30.42	Alliages à base aluminium	130	M09	200	656	M10	240	787	M12	265	869	M07	360	1181
	N3.2.C.UT	33.2	Alliages bronze et laiton	90	M09	320	1050	M10	385	1263	M12	425	1394	M07	740	2428
S	S1.0.U.AG	20.12	Superalliages à base de fer	280	M04	30	98	M05	40	131	M11	45	148	M06	60	197
	S2.0.Z.AG	20.22	Superalliages à base nickel	350	M04	30	98	M05	40	131	M11	45	148	M06	60	197
	S4.2.Z.AN	23.22	Alliages à base de titane	320	M04	65	213	M05	85	279	M11	95	312	M06	110	361
H	H1.1.Z.HA	04.1	Aciers - Niveau de dureté 50	50HRC	M04	40	131	M05	45	148	M11	50	164	M06	140	459
	H1.2.Z.HA	04.1	Aciers - Niveau de dureté 55	55HRC	M04	20	66	M05	25	82	M11	25	82	M06	140	459
	H1.3.Z.HA	04.1	Aciers - Niveau de dureté 60	60HRC	M04	10	33	M05	15	49	M11	15	49	M06	80	262

Conditions de coupe optimisées, voir le CoroPlus® ToolGuide.

Avances recommandées

mm/dent
pouce/dent

DC	0.500	1.000	2.000
f_z	*0.020*	*0.039*	*0.079*
M01	0.010	0.010	0.020
	0.0004	*0.0004*	*0.0008*
M02	0.010	0.010	0.020
	0.0004	*0.0004*	*0.0008*
M03	0.010	0.020	0.030
	0.0004	*0.0008*	*0.0012*
M04	0.010	0.010	0.020
	0.0004	*0.0004*	*0.0008*
M05	0.010	0.010	0.020
	0.0004	*0.0004*	*0.0008*
M06	0.015	0.020	0.030
	0.0006	*0.0008*	*0.0012*
M07	0.035	0.060	0.080
	0.0014	*0.0024*	*0.0031*
M08	0.010	0.010	0.020
	0.0004	*0.0004*	*0.0008*
M09	0.020	0.020	0.040
	0.0008	*0.0008*	*0.0016*
M10	0.020	0.030	0.060
	0.0008	*0.0012*	*0.0024*
M11	0.020	0.010	0.020
	0.0008	*0.0004*	*0.0008*
M12	-	0.030	0.060
	-	*0.0012*	*0.0024*

Recommandations de vitesse de coupe

Optimisée - Tête carbure monobloc CoroMill® 316 pour les charges copeaux élevées



					a_e = 1.0 x DC a_p = 0.5 x DC			a_e = 0.5 x DC a_p = 0.5 x DC			a_e = 0.1 x DC a_p = 0.75 x DC		
ISO	MC No.	CMC	Matière	HB	f_z	v_c m/min	v_c pieds/min	f_z	v_c m/min	v_c pieds/min	f_z	v_c m/min	v_c pieds/min
P	P1.2.Z.AN	01.2	Acier non allié	190	O01	145	476	O02	195	640	O03	290	951
	P2.2.Z.AN	02.2	Aciers faiblement alliés	240	O01	110	361	O02	150	492	O03	225	738
	P3.0.Z.HT	03.21	Aciers fortement alliés	380	O01	55	180	O02	75	246	O03	115	377
M	P5.0.Z.AN	05.11	Aciers inoxydables ferritiques/martensitiques	200	O01	75	246	O02	100	328	O03	150	492
	M1.0.Z.AQ	05.21	Acier inoxydable austénitique	200	O06	60	197	O05	85	279	O04	125	410
	M3.2.Z.AQ	05.51	Aciers inoxydables duplex (austénitiques/ferritiques)	260	O06	75	246	O05	100	328	O04	150	492
K	K1.1.C.NS	07.2	Fonte malléable	200	O01	140	459	O02	185	607	O03	280	919
	K2.1.C.UT	08.2	Fontes grises	180	O01	75	246	O02	105	344	O03	155	509
	K3.2.C.UT	09.2	Fontes nodulaires	215	O01	110	361	O02	150	492	O03	220	722
S	S1.0.U.AG	20.12	Superalliages à base de fer	280	O06	20	66	O05	25	82	O04	40	131
	S2.0.Z.AG	20.22	Superalliages à base de nickel	350	O06	15	49	O05	25	82	O04	35	115
	S4.2.Z.AN	23.22	Alliages à base de titane	320	O06	25	82	O05	35	115	O04	50	164

Conditions de coupe optimisées, voir le CoroPlus® ToolGuide.

Avances recommandées

mm/dent
pouce/dent

DC	10.000	12.000	16.000
f_z	*0.394*	*0.472*	*0.630*
O01	0.070	0.080	0.110
	0.0028	*0.0031*	*0.0043*
O02	0.120	0.120	0.140
	0.0047	*0.0047*	*0.0055*
O03	0.140	0.140	0.140
	0.0055	*0.0055*	*0.0055*
O04	0.120	0.120	0.120
	0.0047	*0.0047*	*0.0047*
O05	0.075	0.090	0.120
	0.0030	*0.0035*	*0.0047*
O06	0.050	0.060	0.070
	0.0020	*0.0024*	*0.0028*

Recommandations de vitesse de coupe

Optimisée - Fraise à bout sphérique CoroMill® Plura carbure monobloc pour le profilage

Optimisée - Tête carbure monobloc CoroMill® 316 pour le profilage







						a_e = 0.05 x DC			a_e = 0.01 x DC		
ISO	MC No.	CMC	Matière	HB	f_z	v_c m/min	v_c pieds/min	f_z	v_c m/min	v_c pieds/min
P	P1.2.Z.AN	01.2	Acier non allié	190	N01	300	984	N04	360	1181
	P2.2.Z.AN	02.2	Aciers faiblement alliés	240	N01	220	722	N04	265	869
	P3.0.Z.HT	03.21	Aciers fortement alliés	380	N01	130	427	N04	150	492
M	P5.0.Z.AN	05.11	Aciers inoxydables ferritiques/martensitiques	200	N01	90	295	N05	100	328
	M1.0.Z.AQ	05.21	Acier inoxydable austénitique	200	N02	110	361	N05	130	427
	M3.2.Z.AQ	05.51	Aciers inoxydables duplex (austénitiques/ferritiques)	260	N02	90	295	N04	100	328
K	K1.1.C.NS	07.2	Fonte malléable	200	N01	240	787	N04	290	951
	K2.1.C.UT	08.2	Fontes grises	180	N01	240	787	N04	290	951
	K3.2.C.UT	09.2	Fontes nodulaires	215	N01	215	705	N04	255	837
N	N1.2.Z.AG	30.12	Alliages à base aluminium	100	N03	1765	5791	N06	1765	5791
	N1.3.C.UT	30.21	Alliages à base aluminium	75	N03	755	2477	N06	910	2986
	N1.4.C.NS	30.42	Alliages à base aluminium	130	N03	280	919	N06	335	1099
	N3.2.C.UT	33.2	Alliages bronze et laiton	90	N03	505	1657	N06	615	2018
S	S1.0.U.AG	20.12	Superalliages à base de fer	280	N02	50	164	N05	70	230
	S2.0.Z.AG	20.22	Superalliages à base nickel	350	N02	50	164	N05	70	230
	S4.2.Z.AN	23.22	Alliages à base de titane	320	N02	100	328	N05	130	427
H	H1.1.Z.HA	04.1	Aciers - Niveau de dureté 50	50HRC	N02	145	476	N05	175	574
	H1.2.Z.HA	04.1	Aciers - Niveau de dureté 55	55HRC	N02	145	476	N05	175	574
	H1.3.Z.HA	04.1	Aciers - Niveau de dureté 60	60HRC	N02	85	279	N05	100	328
O	O7.0.S.UT		Graphite		N03	800	2625	N06	850	2789

Conditions de coupe optimisées, voir le CoroPlus® ToolGuide.

Avances recommandées

mm/dent
pouce/dent

DC	1.000	2.000	3.000	4.000	6.000	6.350	7.938	8.000	9.525	10.000	12.000	12.700	16.000	20.000	25.000	25.400
f_z	*0.039*	*0.079*	*0.118*	*0.157*	*0.236*	*0.250*	*0.313*	*0.315*	*0.375*	*0.394*	*0.472*	*0.500*	*0.630*	*0.787*	*0.984*	*1.000*
N01	0.020	0.030	0.050	0.060	0.080	0.080	0.120	0.120	0.150	0.150	0.150	0.150	0.160	0.020	0.025	0.025
	0.0008	*0.0012*	*0.0020*	*0.0024*	*0.0031*	*0.0031*	*0.0047*	*0.0047*	*0.0059*	*0.0059*	*0.0059*	*0.0059*	*0.0063*	*0.0079*	*0.0098*	*0.0098*
N02	0.020	0.030	0.040	0.050	0.060	0.060	0.100	0.100	0.120	0.120	0.120	0.120	0.140	0.016	0.020	0.020
	0.0008	*0.0012*	*0.0016*	*0.0020*	*0.0024*	*0.0024*	*0.0039*	*0.0039*	*0.0047*	*0.0047*	*0.0047*	*0.0047*	*0.0055*	*0.0630*	*0.0079*	*0.0790*
N03	0.060	0.080	0.100	0.130	0.180	0.180	0.260	0.260	0.330	0.330	0.330	0.330	0.380	0.440	0.500	0.500
	0.0024	*0.0031*	*0.0039*	*0.0051*	*0.0071*	*0.0071*	*0.0102*	*0.0102*	*0.0130*	*0.0130*	*0.0130*	*0.0130*	*0.0150*	*0.0173*	*0.0197*	*0.0197*
N04	0.030	0.050	0.080	0.100	0.120	0.120	0.150	0.150	0.200	0.200	0.200	0.200	0.200	0.250	0.250	0.250
	0.0012	*0.0020*	*0.0031*	*0.0039*	*0.0047*	*0.0047*	*0.0059*	*0.0059*	*0.0079*	*0.0079*	*0.0079*	*0.0079*	*0.0079*	*0.0098*	*0.0098*	*0.0098*
N05	0.020	0.040	0.065	0.080	0.100	0.100	0.120	0.120	0.160	0.160	0.160	0.160	0.160	0.200	0.200	0.200
	0.0008	*0.0016*	*0.0026*	*0.0031*	*0.0039*	*0.0039*	*0.0047*	*0.0047*	*0.0063*	*0.0063*	*0.0063*	*0.0063*	*0.0063*	*0.0079*	*0.0079*	*0.0079*
N06	0.070	0.110	0.175	0.220	0.260	0.260	0.330	0.330	0.440	0.440	0.440	0.440	0.440	0.500	0.500	0.500
	0.0028	*0.0043*	*0.0069*	*0.0087*	*0.0102*	*0.0102*	*0.0130*	*0.0130*	*0.0173*	*0.0173*	*0.0173*	*0.0173*	*0.0173*	*0.0197*	*0.0197*	*0.0197*

Optimisée - Fraise en bout carbure monobloc CoroMill® Plura pour les applications de détourage Matériaux composites



	a_p x a_e > DC		a_p x a_e > DC	
	f_z, mm/dent*	v_c m/min	f_z, mm/dent*	v_c m/min
2P460	0.03	100	0.08	200
2P350	0.03	130	0.03	280
2P050	0.06	100	0.05	200

L'avance est la même pour tous les diamètres.

FRE

Conditions de coupe pour fraise à fileter CoroMill® Plura

Vitesses et avances recommandées

ISO	Matière	Dureté HB	Dureté HRC	Fraise à fileter	Dimensions, mm, pouce DC	DC"	ZEFP	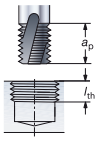 $/_{Th} = 0.5 \times a_p$ Vitesse de coupe v_c m/min	pieds/min	Avance à la dent, f_z mm	pouce	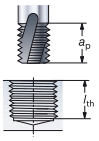 $/_{Th} = a_p$ Vitesse de coupe v_c m/min	pieds/min	Avance à la dent, f_z mm	pouce
P	**Acier non allié**			M2	1.55	.061	3	127	417	0.027	.0011	120	396	0.020	.0008
	P1.1.Z.AN	125		M4	3.2	.126	3	152	500	0.030	.0012	141	465	0.018	.0007
				M10	8.2	.323	4	132	435	0.052	.0020	124	410	0.029	.0012
				M20	16	.630	5	141	465	0.130	.0051	131	430	0.069	.0028
	Acier faiblement allié			M2	1.55	.061	3	84	276	0.018	.0007	80	263	0.016	.0006
	P2.5.Z.HT	300		M4	3.2	.126	3	147	485	0.012	.0005	137	440	0.006	.0003
				M10	8.2	.323	4	164	540	0.086	.0034	153	500	0.050	.0020
				M20	16	.630	5	173	570	0.089	.0036	162	535	0.118	.0046
	Acier fortement allié			M2	1.55	.061	3	73	240	0.005	.0002	70	231	0.0045	.0002
	P3.0.Z.HT	450		M4	3.2	.126	3	163	540	0.035	.0014	151	500	0.015	.0006
				M10	8.2	.323	4	164	550	0.061	.0024	153	520	0.049	.0020
				M20	16	.630	5	173	570	0.012	.0005	162	540	0.118	.0046
M	**Aciers inoxydables**			M2	1.55	.061	3	37	121	0.01	.0004	35	114	0.009	.00035
	P5.0.Z.AN	200		M4	3.2	.126	3	81	265	0.024	.0010	75	245	0.009	.0004
				M10	8.2	.323	4	82	270	0.052	.0020	76	250	0.036	.0014
				M20	16	.630	5	86	280	0.089	.0036	93	310	0.089	.0036
				M2	1.55	.061	3	52	170	0.009	.00035	50	164	0.0085	.00035
	M1.0.Z.AQ	200		M4	3.2	.126	3	53	175	0.018	.0007	49	160	0.007	.0007
				M10	8.2	.323	4	53	175	0.052	.0020	50	165	0.027	.0012
				M20	16	.630	5	56	185	0.089	.0036	53	175	0.072	.0029
				M2	1.55	.061	3	42	137	0.0045	.0002	40	131	0.0042	.00015
	M3.1.Z.AQ	230		M4	3.2	.126	3	53	175	0.018	.0008	49	160	0.007	.0003
				M10	8.2	.323	4	53	175	0.052	.0020	50	165	0.027	.0012
				M20	16	.630	5	56	185	0.131	.0052	53	175	0.074	.0030
K	**Fonte malléable**			M2	1.55	.061	3	97	318	0.0289	.0012	92	301	0.025	.001
	K1.1.C.NS			M4	3.2	.126	3	80	265	0.020	.0008	77	260	0.016	.0006
				M10	8.2	.323	4	89	290	0.061	.0022	83	275	0.036	.0014
				M20	16	.630	5	82	270	0.084	.0032	83	275	0.089	.0036
	Fontes grises			M2	1.55	.061	3	82	269	0.018	.0007	80	262	0.016	.0006
	K2.2.C.UT			M4	3.2	.126	3	76	260	0.018	.0007	73	250	0.014	.0006
				M10	8.2	.323	4	86	310	0.038	.0014	79	285	0.034	.0013
				M20	16	.630	5	79	285	0.075	.0030	80	290	0.080	.0032
	Fontes nodulaires			M2	1.55	.061	3	97	318	0.04	.0015	94	308	0.035	.0014
	K3.1.C.UT			M4	3.2	.126	3	101	340	0.027	.0012	97	330	0.020	.0008
				M10	8.2	.323	4	104	345	0.047	.0020	105	340	0.048	.0020
				M20	16	.630	5	104	345	0.089	.0036	97	330	0.067	.0026
N	**Aluminium**			M2	1.55	.061	3	390	1280	0.06	.0023	375	1230	0.055	.0022
	N1.2.Z.UT	60		M4	3.2	.126	3	503	1660	0.040	.0016	503	1660	0.035	.0014
				M10	8.2	.323	4	1120	3700	0.089	.0036	1060	3500	0.061	.0024
				M20	16	.630	5	1130	3750	0.089	.0036	1060	3500	0.089	.0036
				M2	1.55	.061	3	377	1237	0.058	.0022	365	1198	0.054	.0022
	N1.3.C.UT	95		M4	3.2	.126	3	434	1430	0.040	.0016	404	1330	0.018	.0007
				M10	8.2	.323	4	461	1520	0.061	.0025	432	1420	0.061	.0034
				M20	16	.630	5	467	1540	0.089	.0036	436	1445	0.089	.0036
				M2	1.55	.061	3	125	410	0.056	.0022	123	404	0.054	.0022
		150		M4	3.2	.126	3	273	900	0.028	.0011	262	890	0.021	.0009
				M10	8.2	.323	4	278	920	0.053	.0021	260	870	0.026	.0012
				M20	16	.630	5	282	930	0.089	.0036	263	880	0.071	.0028
S	**Alliages réfractaires**			M2	1.55	.061	3	27	89	0.011	.0004	25	82	0.01	.0004
	S1.0.U.AN	200		M4	3.2	.126	3	35	115	0.006	.0002	35	115	0.003	.0001
				M10	8.2	.323	4	37	120	0.023	.0011	35	115	0.013	.0006
				M20	16	.630	5	38	125	0.066	.0026	38	125	0.063	.0025
	Alliages de titane			M2	1.55	.061	3	16	53	0.007	.0003	15	49	0.0065	.00025
	S2.0.Z.AG	300		M4	3.2	.126	3	30	100	0.008	.0004	29	100	0.004	.0002
				M10	8.2	.323	4	32	105	0.013	.0006	30	100	0.007	.0003
				M20	16	.630	5	32	105	0.037	.0015	30	100	0.018	.0007
				M2	1.55	.061	3	25	82	0.01	.0004	23	75	0.009	.00035
	S4.2.Z.AN	300		M4	3.2	.126	3	55	180	0.012	.0005	51	165	0.006	.0011
				M10	8.2	.323	4	58	190	0.037	.0015	54	175	0.020	.0008
				M20	12	.472	6	59	195	0.089	.0036	55	180	0.051	.0022
H				M2	1.55	.061	3	20	66	0.002	.00008	18	59	0.002	.00008
	H1.3.Z.HA		55	M4	4.5	.177	4	43	140	0.010	.0004	40	130	0.005	.0002
				M10	8.2	.323	5	42	135	0.022	.0010	45	150	0.018	.0007
				M20	12	.472	5	45	150	0.042	.0017	42	135	0.021	.0009
				M2	1.55	.061	3	17	56	0.002	.00008	15	49	0.002	.00008
	H1.3.Z.HA		60	M4	4.5	.177	4	30	100	0.005	.0002	30	100	0.003	.0001
				M10	8.2	.323	5	29	100	0.011	.0005	28	100	0.006	.0002
				M20	12	.472	5	30	100	0.022	.0010	28	100	0.010	.0004

Angle de ramping maximum

CoroMill® Plura - Optimisée

CoroMill® Plura - Polyvalente

CoroMill® 316

ISO	Matière	Nombre de dents (ZEFP)				
		≤ 2	3	4	5	≥ 6
P	Aciers (Dureté <300HB)	9	7	5	5	≤ 4
	Aciers (Dureté >300HB)	7	5	4	3	≤ 3
M	Aciers inoxydables	5	5	5	4	≤ 4
K	Fontes	10	10	8	6	≤ 5
N	Métaux non-ferreux	15	12	10	10	≤ 10
S	Superalliages et titane	5	5	4	4	≤ 3
H	Matières dures	2	2	1.5	1.5	≤ 1.5
O	Non ISO	15	12	10	10	≤ 10

Nuances pour le fraisage

	P	M	K	N	S	H	O	Avec arrosage	A sec	Description
1610	+					++		✗	✓	Substrat ultra fin avec revêtement CIL. Convient à la finition et à la semi-finition des matières ISO H (et matières ISO P dures). Ne convient pas aux grandes a_e. Pour conditions stables.
1620	+	++	+		+	+		✓	✓	Nuance polyvalente semblable à 1630. Fonctionne dans la plupart des matières. Résistance à l'usure élevée. Plus résistante dans ISO S et ISO M que 1630.
1630	++	+	++		+		+	✓	✓	Nuance polyvalente semblable à 1620. Fonctionne dans la plupart des matières. Plus résistante dans ISO P et ISO K que 1620. À utiliser de préférence à sec.
1640	+	++	+		++			✓	✓	Nuance très tenace pour les forces de coupe élevées (grande a_e). Fonctionne dans la plupart des matières. Fonctionne bien sous arrosage. Convient aux conditions instables.
H10F				++			+	✓	✗	Nuance non revêtue pour l'usinage des matières ISO N et de certaines matières ISO O (par ex. thermoplastique).
N20C				+			++	✓	✓	Nuance avec revêtement diamant pour le graphite et les composites, et pour ISO N avec forte teneur en silicium (env. >9%).
1700						++		✗	✓	Nuance très dure pour les matières ISO H.
1710					++			✓	✗	Substrat à grain fin dur et résistant à l'usure. Nouveau revêtement réduisant l'adhérence. Nuance spécifique pour les alliages à base de nickel.
1730	++	+	++		+			✓	✓	Nuance 1730 de nouvelle génération. Nuance polyvalente plus tenace que 1630 et avec un champ d'applications plus étendu. À utiliser de préférence à sec.
1740	+	++	+		++			✓	✓	Nuance 1740 de nouvelle génération. Nouveau substrat submicronique et revêtement TiAlN pour plus de ténacité que 1640 et pour un champ d'applications plus étendu. Fonctionne très bien sous arrosage.
1745					++			✓	✗	Substrat à taille de grain sub-micronique tenace avec nouveau revêtement silicium. Nuance spécifique pour les alliages de titane.
P10	+	+	+		+	+		✓	✓	Un seul Type d'Outil existe dans cette nuance. Fraise à bout sphérique longue. Nuance très proche de 1620.

Perçage

V

Polyvalent

CoroDrill® 460
Forets multimatières B3

O

Optimisation

CoroDrill® 860
Forets multimatières B18
Forets pour les aciers B28
Forets pour les aciers inoxydables B36
Forets pour l'aluminium B41
Forets pour les superalliages réfractaires B45

CoroDrill® 861
Forets multimatières pour trous profonds B50

CoroDrill® 862
Forets pour trous de précision de petit diamètre B56

CoroDrill® 863
Forets pour l'usinage des matériaux d'assemblage dans l'aéronautique avec des machines CNC, ADU et robots B58

CoroDrill® 452
Solution d'outillage pour machines à main dans les matériaux composites B62

CoroDrill® 400
Forets pour l'aluminium B66

CoroDrill® 430
Forets pour l'aluminium B66

C

Personnalisé

E5

	460	860-GM	860-PM	860-MM	860-NM	860-SM
Champs d'applications ISO	P M K N S H	P M K N S H	P	M	N	S
Diamètre, mm	3.00 - 20.00	3.10 - 15.87	3.00 - 20.00	3.00 - 15.80	3.00 - 17.50	3.00 - 15.87
Diamètre, pouces	.122 - .625	.122 - .625	.118 - .787	.118 - .622	.118 - .689	.118 - .625
Tolérance d'outil	m7	m7	m7	m7	m7	m7
TCHA	H9	H9	H8	H8	H7	H9
Arrosage intérieur	✓	✓	✓	✓	✓	✓
Arrosage extérieur	✓	✓	✗	✗	✗	✗
ULDR	2-8xØ	2-8xØ	2-8xØ	3-8xØ	3-8xØ	2-5xØ
	V	O	O	O	O	O
Page	B18	B18	B28	B36	B41	B45

	861	862	863	452	400/430
Champs d'applications ISO	P M K N	P M K N S	M N S O	M N S O	N
Diamètre, mm	3.00 - 16.00	1.85 - 2.95	3.30 - 11.14	2.50 - 7.94	5.00 - 12.50
Diamètre, pouces	.118 - .630	.073 - .116	.130 - .439	.098 - .313	.197 - .492
Tolérance d'outil	m7	m7	m7	m7	m7
TCHA	H9	H9	H9	H9	H9
Arrosage intérieur	✓	✓	✓	✗	✓
Arrosage extérieur	✗	✗	✓	✓	✗
ULDR	12-30xØ	7-12xØ	1.5-12-5xØ	2-15xØ	6-7xØ
	O	O	O	O	O
Page	B50	B56	B58	B62	B66

CoroDrill® 460

Forets carbure monobloc hautes performances polyvalents

V C

Application

- Convient à de nombreuses matières dans tous les segments industriels, par exemple la mécanique générale, les moules et matrices, l'automobile, l'énergie et la production d'électricité
- Arrosage par l'intérieur et l'extérieur



Champ d'application ISO :

P M K N S H

Caractéristiques et avantages

- Productivité élevée et durée de vie d'outil régulière
- Faible coût sans compromis sur la qualité
- Excellente qualité de trou
- Réduction des coûts d'outillage
- Trois réaffûtages possibles, durée de vie étendue
- Pression d'arrosage 20 bars

www.sandvik.coromant.com/corodrill460

Recommandations

Il est recommandé d'utiliser des mandrins hydrauliques de précision.
Il est recommandé d'utiliser l'arrosage par l'intérieur à une pression minimum de 20 bars

Pour les mandrins, voir le catalogue Outils Rotatifs.

E14

Foret carbure monobloc CoroDrill® 460

Multi-matières

Adduction interne de liquide de coupe

TCHA H9
SIG 140°

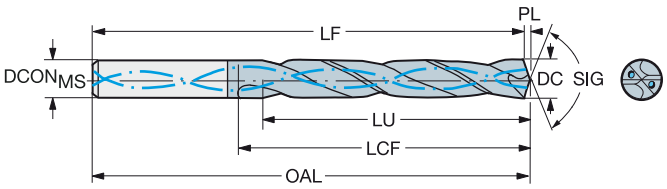

DC	DC"	LU	LU"	ULDR	CZC_{MS}	Référence de commande	P GC34	M GC34	K GC34	N GC34	S GC34	H GC34	Dimensions, mm, pouce $DCON_{MS}$	$DCON_{MS}$"	OAL	OAL"	LF	LF"	LCF	LCF"	PL	PL"	BAR	PSI	BSG
3.00	.118	9.4	.370	3	6	460.1-0300-009A1-XM	☆	☆	☆	☆	☆	☆	6.0	.236	62	2.441	61.6	2.425	20	.787	0.4	.016	20	290	DIN 6537 K
3.00	.118	15.4	.606	5	6	460.1-0300-015A1-XM	☆	☆	☆	☆	☆	☆	6.0	.236	66	2.598	65.6	2.583	28	1.102	0.4	.016	20	290	DIN 6537 L
3.00	.118	24.4	.961	8	6	460.1-0300-023A1-XM	☆	☆	☆	☆	☆	☆	6.0	.236	79	3.110	78.6	3.094	37	1.457	0.4	.016	20	290	COROMANT
3.05	.120	15.7	.618	5	6	460.1-0305-015A1-XM	☆	☆	☆	☆	☆	☆	6.0	.236	66	2.598	65.6	2.583	28	1.102	0.4	.016	20	290	DIN 6537 L
3.10	.122	9.7	.382	3	6	460.1-0310-009A1-XM	☆	☆	☆	☆	☆	☆	6.0	.236	62	2.441	61.6	2.425	20	.787	0.4	.016	20	290	DIN 6537 K
3.10	.122	15.9	.626	5	6	460.1-0310-016A1-XM	☆	☆	☆	☆	☆	☆	6.0	.236	66	2.598	65.6	2.583	28	1.102	0.4	.016	20	290	DIN 6537 L
3.10	.122	25.2	.992	8	6	460.1-0310-023A1-XM	☆	☆	☆	☆	☆	☆	6.0	.236	79	3.110	78.6	3.094	37	1.457	0.4	.016	20	290	COROMANT
3.18	.125	10.0	.394	3	6	460.1-0318-010A1-XM	☆	☆	☆	☆	☆	☆	6.0	.236	62	2.441	61.5	2.421	20	.787	0.5	.020	20	290	DIN 6537 K
3.18	.125	16.3	.642	5	6	460.1-0318-016A1-XM	☆	☆	☆	☆	☆	☆	6.0	.236	66	2.598	65.5	2.579	28	1.102	0.5	.020	20	290	DIN 6537 L
3.18	.125	25.9	1.020	8	6	460.1-0318-024A1-XM	☆	☆	☆	☆	☆	☆	6.0	.236	79	3.110	78.5	3.091	37	1.457	0.5	.020	20	290	COROMANT
3.20	.126	10.1	.398	3	6	460.1-0320-010A1-XM	☆	☆	☆	☆	☆	☆	6.0	.236	62	2.441	61.5	2.421	20	.787	0.5	.020	20	290	DIN 6537 K
3.20	.126	16.5	.650	5	6	460.1-0320-016A1-XM	☆	☆	☆	☆	☆	☆	6.0	.236	66	2.598	65.5	2.579	28	1.102	0.5	.020	20	290	DIN 6537 L
3.20	.126	26.1	1.028	8	6	460.1-0320-024A1-XM	☆	☆	☆	☆	☆	☆	6.0	.236	79	3.110	78.5	3.091	37	1.457	0.5	.020	20	290	COROMANT
3.26	.128	16.8	.661	5	6	460.1-0326-016A1-XM	☆	☆	☆	☆	☆	☆	6.0	.236	66	2.598	65.5	2.579	28	1.102	0.5	.020	20	290	DIN 6537 L
3.30	.130	10.4	.409	3	6	460.1-0330-010A1-XM	☆	☆	☆	☆	☆	☆	6.0	.236	62	2.441	61.5	2.421	20	.787	0.5	.020	20	290	DIN 6537 K
3.30	.130	17.0	.669	5	6	460.1-0330-017A1-XM	☆	☆	☆	☆	☆	☆	6.0	.236	66	2.598	65.5	2.579	28	1.102	0.5	.020	20	290	DIN 6537 L
3.30	.130	26.9	1.059	8	6	460.1-0330-025A1-XM	☆	☆	☆	☆	☆	☆	6.0	.236	79	3.110	78.5	3.091	37	1.457	0.5	.020	20	290	COROMANT
3.35	.132	17.2	.677	5	6	460.1-0335-017A1-XM	☆	☆	☆	☆	☆	☆	6.0	.236	66	2.598	65.5	2.579	28	1.102	0.5	.020	20	290	DIN 6537 L
3.40	.134	10.7	.421	3	6	460.1-0340-010A1-XM	☆	☆	☆	☆	☆	☆	6.0	.236	62	2.441	61.5	2.421	20	.787	0.5	.020	20	290	DIN 6537 K
3.40	.134	17.5	.689	5	6	460.1-0340-017A1-XM	☆	☆	☆	☆	☆	☆	6.0	.236	66	2.598	65.5	2.579	28	1.102	0.5	.020	20	290	DIN 6537 L
3.40	.134	27.7	1.091	8	6	460.1-0340-026A1-XM	☆	☆	☆	☆	☆	☆	6.0	.236	79	3.110	78.5	3.091	37	1.457	0.5	.020	20	290	COROMANT
3.50	.138	11.0	.433	3	6	460.1-0350-011A1-XM	☆	☆	☆	☆	☆	☆	6.0	.236	62	2.441	61.5	2.421	20	.787	0.5	.020	20	290	DIN 6537 K
3.50	.138	18.0	.709	5	6	460.1-0350-018A1-XM	☆	☆	☆	☆	☆	☆	6.0	.236	66	2.598	65.5	2.579	28	1.102	0.5	.020	20	290	DIN 6537 L
3.50	.138	28.5	1.122	8	6	460.1-0350-026A1-XM	☆	☆	☆	☆	☆	☆	6.0	.236	79	3.110	78.5	3.091	37	1.457	0.5	.020	20	290	COROMANT
3.57	.141	11.2	.441	3	6	460.1-0357-011A1-XM	☆	☆	☆	☆	☆	☆	6.0	.236	62	2.441	61.5	2.421	20	.787	0.5	.020	20	290	DIN 6537 K
3.57	.141	29.1	1.146	8	6	460.1-0357-027A1-XM	☆	☆	☆	☆	☆	☆	6.0	.236	79	3.110	78.5	3.091	37	1.457	0.5	.020	20	290	COROMANT
3.60	.142	11.3	.445	3	6	460.1-0360-011A1-XM	☆	☆	☆	☆	☆	☆	6.0	.236	62	2.441	61.5	2.421	20	.787	0.5	.020	20	290	DIN 6537 K
3.60	.142	18.5	.728	5	6	460.1-0360-018A1-XM	☆	☆	☆	☆	☆	☆	6.0	.236	66	2.598	65.5	2.579	28	1.102	0.5	.020	20	290	DIN 6537 L
3.70	.146	11.6	.457	3	6	460.1-0370-011A1-XM	☆	☆	☆	☆	☆	☆	6.0	.236	62	2.441	61.5	2.421	20	.787	0.5	.020	20	290	DIN 6537 K
3.70	.146	19.0	.748	5	6	460.1-0370-019A1-XM	☆	☆	☆	☆	☆	☆	6.0	.236	66	2.598	65.5	2.579	28	1.102	0.5	.020	20	290	DIN 6537 L
3.70	.146	28.9	1.138	7	6	460.1-0370-028A1-XM	☆	☆	☆	☆	☆	☆	6.0	.236	79	3.110	78.5	3.091	37	1.457	0.5	.020	20	290	COROMANT
3.80	.150	11.9	.469	3	6	460.1-0380-011A1-XM	☆	☆	☆	☆	☆	☆	6.0	.236	66	2.598	65.5	2.579	24	.945	0.5	.020	20	290	DIN 6537 K
3.80	.150	19.5	.768	5	6	460.1-0380-019A1-XM	☆	☆	☆	☆	☆	☆	6.0	.236	74	2.913	73.5	2.894	36	1.417	0.5	.020	20	290	DIN 6537 L
3.80	.150	30.9	1.217	8	6	460.1-0380-029A1-XM	☆	☆	☆	☆	☆	☆	6.0	.236	90	3.543	89.5	3.524	48	1.890	0.5	.020	20	290	COROMANT
3.90	.154	12.3	.484	3	6	460.1-0390-012A1-XM	☆	☆	☆	☆	☆	☆	6.0	.236	66	2.598	65.4	2.575	24	.945	0.6	.024	20	290	DIN 6537 K
3.90	.154	20.1	.791	5	6	460.1-0390-020A1-XM	☆	☆	☆	☆	☆	☆	6.0	.236	74	2.913	73.4	2.890	36	1.417	0.6	.024	20	290	DIN 6537 L
3.97	.156	20.4	.803	5	6	460.1-0397-020A1-XM	☆	☆	☆	☆	☆	☆	6.0	.236	74	2.913	73.4	2.890	36	1.417	0.6	.024	20	290	DIN 6537 L
3.97	.156	32.3	1.272	8	6	460.1-0397-030A1-XM	☆	☆	☆	☆	☆	☆	6.0	.236	90	3.543	89.4	3.520	48	1.890	0.6	.024	20	290	COROMANT
4.00	.157	12.6	.496	3	6	460.1-0400-012A1-XM	☆	☆	☆	☆	☆	☆	6.0	.236	66	2.598	65.4	2.575	24	.945	0.6	.024	20	290	DIN 6537 K
4.00	.157	20.6	.811	5	6	460.1-0400-020A1-XM	☆	☆	☆	☆	☆	☆	6.0	.236	74	2.913	73.4	2.890	36	1.417	0.6	.024	20	290	DIN 6537 L
4.00	.157	32.6	1.283	8	6	460.1-0400-030A1-XM	☆	☆	☆	☆	☆	☆	6.0	.236	90	3.543	89.4	3.520	48	1.890	0.6	.024	20	290	COROMANT
4.05	.159	12.7	.500	3	6	460.1-0405-012A1-XM	☆	☆	☆	☆	☆	☆	6.0	.236	66	2.598	65.4	2.575	24	.945	0.6	.024	20	290	DIN 6537 K
4.05	.159	20.8	.819	5	6	460.1-0405-020A1-XM	☆	☆	☆	☆	☆	☆	6.0	.236	74	2.913	73.4	2.890	36	1.417	0.6	.024	20	290	DIN 6537 L
4.10	.161	12.9	.508	3	6	460.1-0410-012A1-XM	☆	☆	☆	☆	☆	☆	6.0	.236	66	2.598	65.4	2.575	24	.945	0.6	.024	20	290	DIN 6537 K
4.10	.161	21.1	.831	5	6	460.1-0410-021A1-XM	☆	☆	☆	☆	☆	☆	6.0	.236	74	2.913	73.4	2.890	36	1.417	0.6	.024	20	290	DIN 6537 L
4.10	.161	33.4	1.315	8	6	460.1-0410-031A1-XM	☆	☆	☆	☆	☆	☆	6.0	.236	90	3.543	89.4	3.520	48	1.890	0.6	.024	20	290	COROMANT
4.20	.165	13.2	.520	3	6	460.1-0420-013A1-XM	☆	☆	☆	☆	☆	☆	6.0	.236	66	2.598	65.4	2.575	24	.945	0.6	.024	20	290	DIN 6537 K
4.20	.165	21.6	.850	5	6	460.1-0420-021A1-XM	☆	☆	☆	☆	☆	☆	6.0	.236	74	2.913	73.4	2.890	36	1.417	0.6	.024	20	290	DIN 6537 L
4.20	.165	34.2	1.346	8	6	460.1-0420-032A1-XM	☆	☆	☆	☆	☆	☆	6.0	.236	90	3.543	89.4	3.520	48	1.890	0.6	.024	20	290	COROMANT
4.22	.166	21.7	.854	5	6	460.1-0422-021A1-XM	☆	☆	☆	☆	☆	☆	6.0	.236	74	2.913	73.4	2.890	36	1.417	0.6	.024	20	290	DIN 6537 L
4.25	.167	21.9	.862	5	6	460.1-0425-021A1-XM	☆	☆	☆	☆	☆	☆	6.0	.236	74	2.913	73.4	2.890	36	1.417	0.6	.024	20	290	DIN 6537 L

Conditions de coupe: www.sandvik.coromant.com

E9 E28 E14

FRE

Foret carbure monobloc CoroDrill® 460

Multi-matières

Adduction interne de liquide de coupe

TCHA H9
SIG 140°

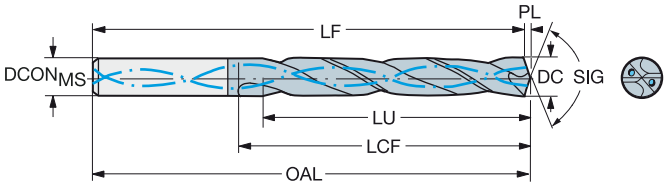

DC	DC"	LU	LU"	ULDR	CZCMS	Référence de commande	P GC34	M GC34	K GC34	N GC34	S GC34	H GC34	DCONMS	DCONMS"	OAL	OAL"	LF	LF"	LCF	LCF"	PL	PL"	BAR	PSI	BSG
4.30	.169	13.5	.531	3	6	460.1-0430-013A1-XM	☆	☆	☆	☆	☆	☆	6.0	.236	66	2.598	65.4	2.575	24	.945	0.6	.024	20	290	DIN 6537 K
4.30	.169	22.1	.870	5	6	460.1-0430-022A1-XM	☆	☆	☆	☆	☆	☆	6.0	.236	74	2.913	73.4	2.890	36	1.417	0.6	.024	20	290	DIN 6537 L
4.30	.169	35.0	1.378	8	6	460.1-0430-032A1-XM	☆	☆	☆	☆	☆	☆	6.0	.236	90	3.543	89.4	3.520	48	1.890	0.6	.024	20	290	COROMANT
4.37	.172	13.7	.539	3	6	460.1-0437-013A1-XM	☆	☆	☆	☆	☆	☆	6.0	.236	66	2.598	65.4	2.575	24	.945	0.6	.024	20	290	DIN 6537 K
4.37	.172	22.5	.886	5	6	460.1-0437-022A1-XM	☆	☆	☆	☆	☆	☆	6.0	.236	74	2.913	73.4	2.890	36	1.417	0.6	.024	20	290	DIN 6537 L
4.37	.172	35.6	1.402	8	6	460.1-0437-033A1-XM	☆	☆	☆	☆	☆	☆	6.0	.236	90	3.543	89.4	3.520	48	1.890	0.6	.024	20	290	COROMANT
4.40	.173	13.8	.543	3	6	460.1-0440-013A1-XM	☆	☆	☆	☆	☆	☆	6.0	.236	66	2.598	65.4	2.575	24	.945	0.6	.024	20	290	DIN 6537 K
4.40	.173	22.6	.890	5	6	460.1-0440-022A1-XM	☆	☆	☆	☆	☆	☆	6.0	.236	74	2.913	73.4	2.890	36	1.417	0.6	.024	20	290	DIN 6537 L
4.50	.177	14.2	.559	3	6	460.1-0450-014A1-XM	☆	☆	☆	☆	☆	☆	6.0	.236	66	2.598	65.3	2.571	24	.945	0.7	.028	20	290	DIN 6537 K
4.50	.177	23.2	.913	5	6	460.1-0450-023A1-XM	☆	☆	☆	☆	☆	☆	6.0	.236	74	2.913	73.3	2.886	36	1.417	0.7	.028	20	290	DIN 6537 L
4.50	.177	36.7	1.445	8	6	460.1-0450-034A1-XM	☆	☆	☆	☆	☆	☆	6.0	.236	90	3.543	89.3	3.516	48	1.890	0.7	.028	20	290	COROMANT
4.60	.181	14.5	.571	3	6	460.1-0460-014A1-XM	☆	☆	☆	☆	☆	☆	6.0	.236	66	2.598	65.3	2.571	24	.945	0.7	.028	20	290	DIN 6537 K
4.60	.181	23.7	.933	5	6	460.1-0460-023A1-XM	☆	☆	☆	☆	☆	☆	6.0	.236	74	2.913	73.3	2.886	36	1.417	0.7	.028	20	290	DIN 6537 L
4.60	.181	37.5	1.476	8	6	460.1-0460-035A1-XM	☆	☆	☆	☆	☆	☆	6.0	.236	90	3.543	89.3	3.516	48	1.890	0.7	.028	20	290	COROMANT
4.70	.185	14.6	.575	3	6	460.1-0470-014A1-XM	☆	☆	☆	☆	☆	☆	6.0	.236	66	2.598	65.3	2.571	24	.945	0.7	.028	20	290	DIN 6537 K
4.70	.185	24.2	.953	5	6	460.1-0470-024A1-XM	☆	☆	☆	☆	☆	☆	6.0	.236	74	2.913	73.3	2.886	36	1.417	0.7	.028	20	290	DIN 6537 L
4.70	.185	38.3	1.508	8	6	460.1-0470-035A1-XM	☆	☆	☆	☆	☆	☆	6.0	.236	90	3.543	89.3	3.516	48	1.890	0.7	.028	20	290	COROMANT
4.76	.187	15.0	.591	3	6	460.1-0476-014A1-XM	☆	☆	☆	☆	☆	☆	6.0	.236	66	2.598	65.3	2.571	28	1.102	0.7	.028	20	290	DIN 6537 K
4.76	.187	24.5	.965	5	6	460.1-0476-024A1-XM	☆	☆	☆	☆	☆	☆	6.0	.236	82	3.228	81.3	3.201	44	1.732	0.7	.028	20	290	DIN 6537 L
4.76	.187	38.8	1.528	8	6	460.1-0476-036A1-XM	☆	☆	☆	☆	☆	☆	6.0	.236	104	4.094	103.3	4.067	62	2.441	0.7	.028	20	290	COROMANT
4.80	.189	15.1	.594	3	6	460.1-0480-014A1-XM	☆	☆	☆	☆	☆	☆	6.0	.236	66	2.598	65.3	2.571	28	1.102	0.7	.028	20	290	DIN 6537 K
4.80	.189	24.7	.972	5	6	460.1-0480-024A1-XM	☆	☆	☆	☆	☆	☆	6.0	.236	82	3.228	81.3	3.201	44	1.732	0.7	.028	20	290	DIN 6537 L
4.80	.189	39.1	1.539	8	6	460.1-0480-036A1-XM	☆	☆	☆	☆	☆	☆	6.0	.236	104	4.094	103.3	4.067	62	2.441	0.7	.028	20	290	COROMANT
4.85	.191	25.0	.984	5	6	460.1-0485-024A1-XM	☆	☆	☆	☆	☆	☆	6.0	.236	82	3.228	81.3	3.201	44	1.732	0.7	.028	20	290	DIN 6537 L
4.90	.193	15.4	.606	3	6	460.1-0490-015A1-XM	☆	☆	☆	☆	☆	☆	6.0	.236	66	2.598	65.3	2.571	28	1.102	0.7	.028	20	290	DIN 6537 K
4.90	.193	25.2	.992	5	6	460.1-0490-025A1-XM	☆	☆	☆	☆	☆	☆	6.0	.236	82	3.228	81.3	3.201	44	1.732	0.7	.028	20	290	DIN 6537 L
5.00	.197	15.7	.618	3	6	460.1-0500-015A1-XM	☆	☆	☆	☆	☆	☆	6.0	.236	66	2.598	65.3	2.571	28	1.102	0.7	.028	20	290	DIN 6537 K
5.00	.197	25.7	1.012	5	6	460.1-0500-025A1-XM	☆	☆	☆	☆	☆	☆	6.0	.236	82	3.228	81.3	3.201	44	1.732	0.7	.028	20	290	DIN 6537 L
5.00	.197	40.7	1.602	8	6	460.1-0500-038A1-XM	☆	☆	☆	☆	☆	☆	6.0	.236	104	4.094	103.3	4.067	62	2.441	0.7	.028	20	290	COROMANT
5.05	.199	15.9	.626	3	6	460.1-0505-015A1-XM	☆	☆	☆	☆	☆	☆	6.0	.236	66	2.598	65.3	2.571	28	1.102	0.7	.028	20	290	DIN 6537 K
5.05	.199	26.0	1.024	5	6	460.1-0505-025A1-XM	☆	☆	☆	☆	☆	☆	6.0	.236	82	3.228	81.3	3.201	44	1.732	0.7	.028	20	290	DIN 6537 L
5.10	.201	16.0	.630	3	6	460.1-0510-015A1-XM	☆	☆	☆	☆	☆	☆	6.0	.236	66	2.598	65.3	2.571	28	1.102	0.7	.028	20	290	DIN 6537 K
5.10	.201	26.2	1.032	5	6	460.1-0510-026A1-XM	☆	☆	☆	☆	☆	☆	6.0	.236	82	3.228	81.3	3.201	44	1.732	0.7	.028	20	290	DIN 6537 L
5.10	.201	41.5	1.634	8	6	460.1-0510-038A1-XM	☆	☆	☆	☆	☆	☆	6.0	.236	104	4.094	103.3	4.067	62	2.441	0.7	.028	20	290	COROMANT
5.16	.203	16.2	.638	3	6	460.1-0516-016A1-XM	☆	☆	☆	☆	☆	☆	6.0	.236	66	2.598	65.2	2.567	28	1.102	0.8	.031	20	290	DIN 6537 K
5.16	.203	26.5	1.043	5	6	460.1-0516-026A1-XM	☆	☆	☆	☆	☆	☆	6.0	.236	82	3.228	81.2	3.197	44	1.732	0.8	.031	20	290	DIN 6537 L
5.16	.203	42.0	1.654	8	6	460.1-0516-039A1-XM	☆	☆	☆	☆	☆	☆	6.0	.236	104	4.094	103.2	4.063	62	2.441	0.8	.031	20	290	COROMANT
5.20	.205	16.4	.646	3	6	460.1-0520-016A1-XM	☆	☆	☆	☆	☆	☆	6.0	.236	66	2.598	65.2	2.567	28	1.102	0.8	.031	20	290	DIN 6537 K
5.20	.205	26.8	1.055	5	6	460.1-0520-026A1-XM	☆	☆	☆	☆	☆	☆	6.0	.236	82	3.228	81.2	3.197	44	1.732	0.8	.031	20	290	DIN 6537 L
5.20	.205	42.4	1.669	8	6	460.1-0520-039A1-XM	☆	☆	☆	☆	☆	☆	6.0	.236	104	4.094	103.2	4.063	62	2.441	0.8	.031	20	290	COROMANT
5.25	.207	27.0	1.063	5	6	460.1-0525-026A1-XM	☆	☆	☆	☆	☆	☆	6.0	.236	82	3.228	81.2	3.197	44	1.732	0.8	.031	20	290	DIN 6537 L
5.31	.209	27.3	1.075	5	6	460.1-0531-027A1-XM	☆	☆	☆	☆	☆	☆	6.0	.236	82	3.228	81.2	3.197	44	1.732	0.8	.031	20	290	DIN 6537 L
5.41	.213	27.8	1.094	5	6	460.1-0541-027A1-XM	☆	☆	☆	☆	☆	☆	6.0	.236	82	3.228	81.2	3.197	44	1.732	0.8	.031	20	290	DIN 6537 L
5.50	.217	17.3	.681	3	6	460.1-0550-017A1-XM	☆	☆	☆	☆	☆	☆	6.0	.236	66	2.598	65.2	2.567	28	1.102	0.8	.031	20	290	DIN 6537 K
5.50	.217	28.3	1.114	5	6	460.1-0550-028A1-XM	☆	☆	☆	☆	☆	☆	6.0	.236	82	3.228	81.2	3.197	44	1.732	0.8	.031	20	290	DIN 6537 L
5.50	.217	44.8	1.764	8	6	460.1-0550-041A1-XM	☆	☆	☆	☆	☆	☆	6.0	.236	104	4.094	103.2	4.063	62	2.441	0.8	.031	20	290	COROMANT
5.56	.219	17.5	.689	3	6	460.1-0556-017A1-XM	☆	☆	☆	☆	☆	☆	6.0	.236	66	2.598	65.2	2.567	28	1.102	0.8	.031	20	290	DIN 6537 K
5.56	.219	28.6	1.126	5	6	460.1-0556-028A1-XM	☆	☆	☆	☆	☆	☆	6.0	.236	82	3.228	81.2	3.197	44	1.732	0.8	.031	20	290	DIN 6537 L
5.56	.219	45.3	1.783	8	6	460.1-0556-042A1-XM	☆	☆	☆	☆	☆	☆	6.0	.236	104	4.094	103.2	4.063	62	2.441	0.8	.031	20	290	COROMANT
5.60	.220	17.6	.693	3	6	460.1-0560-017A1-XM	☆	☆	☆	☆	☆	☆	6.0	.236	66	2.598	65.2	2.567	28	1.102	0.8	.031	20	290	DIN 6537 K
5.60	.220	28.8	1.134	5	6	460.1-0560-028A1-XM	☆	☆	☆	☆	☆	☆	6.0	.236	82	3.228	81.2	3.197	44	1.732	0.8	.031	20	290	DIN 6537 L

Dimensions, mm, pouce

Conditions de coupe: www.sandvik.coromant.com

E9 E28 E14

Foret carbure monobloc CoroDrill® 460

Multi-matières

Adduction interne de liquide de coupe

TCHA H9
SIG 140°

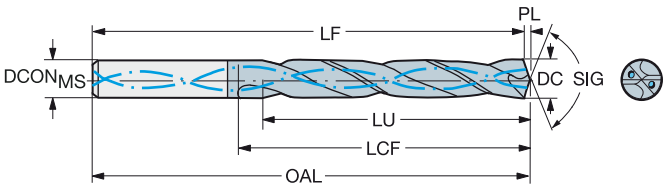

DC	DC"	LU	LU"	ULDR	CZC_{MS}	Référence de commande	P GC34	M GC34	K GC34	N GC34	S GC34	H GC34	Dimensions, mm, pouce $DCON_{MS}$	$DCON_{MS}$"	OAL	OAL"	LF	LF"	LCF	LCF"	PL	PL"	BAR	PSI	BSG
5.70	.224	17.7	.697	3	6	460.1-0570-017A1-XM	☆	☆	☆	☆	☆	☆	6.0	.236	66	2.598	65.2	2.567	28	1.102	0.8	.031	20	290	DIN 6537 K
5.70	.224	29.3	1.154	5	6	460.1-0570-029A1-XM	☆	☆	☆	☆	☆	☆	6.0	.236	82	3.228	81.2	3.197	44	1.732	0.8	.031	20	290	DIN 6537 L
5.70	.224	46.4	1.827	8	6	460.1-0570-043A1-XM	☆	☆	☆	☆	☆	☆	6.0	.236	104	4.094	103.2	4.063	62	2.441	0.8	.031	20	290	COROMANT
5.75	.226	29.6	1.165	5	6	460.1-0575-029A1-XM	☆	☆	☆	☆	☆	☆	6.0	.236	82	3.228	81.2	3.197	44	1.732	0.8	.031	20	290	DIN 6537 L
5.80	.228	17.6	.693	3	6	460.1-0580-017A1-XM	☆	☆	☆	☆	☆	☆	6.0	.236	66	2.598	65.1	2.563	28	1.102	0.9	.035	20	290	DIN 6537 K
5.80	.228	29.9	1.177	5	6	460.1-0580-029A1-XM	☆	☆	☆	☆	☆	☆	6.0	.236	82	3.228	81.1	3.193	44	1.732	0.9	.035	20	290	DIN 6537 L
5.80	.228	47.3	1.862	8	6	460.1-0580-044A1-XM	☆	☆	☆	☆	☆	☆	6.0	.236	104	4.094	103.1	4.059	62	2.441	0.9	.035	20	290	COROMANT
5.90	.232	30.4	1.197	5	6	460.1-0590-030A1-XM	☆	☆	☆	☆	☆	☆	6.0	.236	82	3.228	81.1	3.193	44	1.732	0.9	.035	20	290	DIN 6537 L
5.95	.234	17.3	.681	2	6	460.1-0595-018A1-XM	☆	☆	☆	☆	☆	☆	6.0	.236	66	2.598	65.1	2.563	28	1.102	0.9	.035	20	290	DIN 6537 K
5.95	.234	30.6	1.205	5	6	460.1-0595-030A1-XM	☆	☆	☆	☆	☆	☆	6.0	.236	82	3.228	81.1	3.193	44	1.732	0.9	.035	20	290	DIN 6537 L
5.95	.234	48.5	1.909	8	6	460.1-0595-045A1-XM	☆	☆	☆	☆	☆	☆	6.0	.236	104	4.094	103.1	4.059	62	2.441	0.9	.035	20	290	COROMANT
6.00	.236	18.9	.744	3	6	460.1-0600-018A1-XM	☆	☆	☆	☆	☆	☆	6.0	.236	66	2.598	65.1	2.563	28	1.102	0.9	.035	20	290	DIN 6537 K
6.00	.236	30.9	1.217	5	6	460.1-0600-030A1-XM	☆	☆	☆	☆	☆	☆	6.0	.236	82	3.228	81.1	3.193	44	1.732	0.9	.035	20	290	DIN 6537 L
6.00	.236	48.9	1.925	8	6	460.1-0600-045A1-XM	☆	☆	☆	☆	☆	☆	6.0	.236	104	4.094	103.1	4.059	62	2.441	0.9	.035	20	290	COROMANT
6.05	.238	19.0	.748	3	8	460.1-0605-018A1-XM	☆	☆	☆	☆	☆	☆	8.0	.315	79	3.110	78.1	3.075	34	1.339	0.9	.035	20	290	DIN 6537 K
6.05	.238	31.1	1.224	5	8	460.1-0605-030A1-XM	☆	☆	☆	☆	☆	☆	8.0	.315	91	3.583	90.1	3.547	53	2.087	0.9	.035	20	290	DIN 6537 L
6.10	.240	19.2	.756	3	8	460.1-0610-018A1-XM	☆	☆	☆	☆	☆	☆	8.0	.315	79	3.110	78.1	3.075	34	1.339	0.9	.035	20	290	DIN 6537 K
6.10	.240	31.4	1.236	5	8	460.1-0610-031A1-XM	☆	☆	☆	☆	☆	☆	8.0	.315	91	3.583	90.1	3.547	53	2.087	0.9	.035	20	290	DIN 6537 L
6.10	.240	49.7	1.957	8	8	460.1-0610-046A1-XM	☆	☆	☆	☆	☆	☆	8.0	.315	126	4.961	125.1	4.925	84	3.307	0.9	.035	20	290	COROMANT
6.15	.242	31.7	1.248	5	8	460.1-0615-031A1-XM	☆	☆	☆	☆	☆	☆	8.0	.315	91	3.583	90.1	3.547	53	2.087	0.9	.035	20	290	DIN 6537 L
6.20	.244	19.5	.768	3	8	460.1-0620-019A1-XM	☆	☆	☆	☆	☆	☆	8.0	.315	79	3.110	78.1	3.075	34	1.339	0.9	.035	20	290	DIN 6537 K
6.20	.244	31.9	1.256	5	8	460.1-0620-031A1-XM	☆	☆	☆	☆	☆	☆	8.0	.315	91	3.583	90.1	3.547	53	2.087	0.9	.035	20	290	DIN 6537 L
6.20	.244	50.5	1.988	8	8	460.1-0620-047A1-XM	☆	☆	☆	☆	☆	☆	8.0	.315	126	4.961	125.1	4.925	84	3.307	0.9	.035	20	290	COROMANT
6.25	.246	32.2	1.268	5	8	460.1-0625-031A1-XM	☆	☆	☆	☆	☆	☆	8.0	.315	91	3.583	90.1	3.547	53	2.087	0.9	.035	20	290	DIN 6537 L
6.30	.248	19.8	.780	3	8	460.1-0630-019A1-XM	☆	☆	☆	☆	☆	☆	8.0	.315	79	3.110	78.1	3.075	34	1.339	0.9	.035	20	290	DIN 6537 K
6.30	.248	32.4	1.276	5	8	460.1-0630-032A1-XM	☆	☆	☆	☆	☆	☆	8.0	.315	91	3.583	90.1	3.547	53	2.087	0.9	.035	20	290	DIN 6537 L
6.35	.250	20.0	.787	3	8	460.1-0635-019A1-XM	☆	☆	☆	☆	☆	☆	8.0	.315	79	3.110	78.1	3.075	34	1.339	0.9	.035	20	290	DIN 6537 K
6.35	.250	32.7	1.287	5	8	460.1-0635-032A1-XM	☆	☆	☆	☆	☆	☆	8.0	.315	91	3.583	90.1	3.547	53	2.087	0.9	.035	20	290	DIN 6537 L
6.35	.250	51.7	2.035	8	8	460.1-0635-048A1-XM	☆	☆	☆	☆	☆	☆	8.0	.315	126	4.961	125.1	4.925	84	3.307	0.9	.035	20	290	COROMANT
6.40	.252	20.1	.791	3	8	460.1-0640-019A1-XM	☆	☆	☆	☆	☆	☆	8.0	.315	79	3.110	78.1	3.075	34	1.339	0.9	.035	20	290	DIN 6537 K
6.40	.252	32.9	1.295	5	8	460.1-0640-032A1-XM	☆	☆	☆	☆	☆	☆	8.0	.315	91	3.583	90.1	3.547	53	2.087	0.9	.035	20	290	DIN 6537 L
6.50	.256	20.5	.807	3	8	460.1-0650-020A1-XM	☆	☆	☆	☆	☆	☆	8.0	.315	79	3.110	78.0	3.071	34	1.339	1.0	.039	20	290	DIN 6537 K
6.50	.256	33.5	1.319	5	8	460.1-0650-033A1-XM	☆	☆	☆	☆	☆	☆	8.0	.315	91	3.583	90.0	3.543	53	2.087	1.0	.039	20	290	DIN 6537 L
6.50	.256	53.0	2.087	8	8	460.1-0650-049A1-XM	☆	☆	☆	☆	☆	☆	8.0	.315	126	4.961	125.0	4.921	84	3.307	1.0	.039	20	290	COROMANT
6.53	.257	33.6	1.323	5	8	460.1-0653-033A1-XM	☆	☆	☆	☆	☆	☆	8.0	.315	91	3.583	90.0	3.543	53	2.087	1.0	.039	20	290	DIN 6537 L
6.60	.260	20.8	.819	3	8	460.1-0660-020A1-XM	☆	☆	☆	☆	☆	☆	8.0	.315	79	3.110	78.0	3.071	34	1.339	1.0	.039	20	290	DIN 6537 K
6.60	.260	34.0	1.339	5	8	460.1-0660-033A1-XM	☆	☆	☆	☆	☆	☆	8.0	.315	91	3.583	90.0	3.543	53	2.087	1.0	.039	20	290	DIN 6537 L
6.60	.260	53.8	2.118	8	8	460.1-0660-050A1-XM	☆	☆	☆	☆	☆	☆	8.0	.315	126	4.961	125.0	4.921	84	3.307	1.0	.039	20	290	COROMANT
6.70	.264	21.1	.831	3	8	460.1-0670-020A1-XM	☆	☆	☆	☆	☆	☆	8.0	.315	79	3.110	78.0	3.071	34	1.339	1.0	.039	20	290	DIN 6537 K
6.70	.264	34.5	1.358	5	8	460.1-0670-034A1-XM	☆	☆	☆	☆	☆	☆	8.0	.315	91	3.583	90.0	3.543	53	2.087	1.0	.039	20	290	DIN 6537 L
6.70	.264	54.6	2.150	8	8	460.1-0670-050A1-XM	☆	☆	☆	☆	☆	☆	8.0	.315	126	4.961	125.0	4.921	84	3.307	1.0	.039	20	290	COROMANT
6.75	.266	21.2	.835	3	8	460.1-0675-020A1-XM	☆	☆	☆	☆	☆	☆	8.0	.315	79	3.110	78.0	3.071	34	1.339	1.0	.039	20	290	DIN 6537 K
6.75	.266	34.7	1.366	5	8	460.1-0675-034A1-XM	☆	☆	☆	☆	☆	☆	8.0	.315	91	3.583	90.0	3.543	53	2.087	1.0	.039	20	290	DIN 6537 L
6.75	.266	55.0	2.165	8	8	460.1-0675-051A1-XM	☆	☆	☆	☆	☆	☆	8.0	.315	126	4.961	125.0	4.921	84	3.307	1.0	.039	20	290	COROMANT
6.80	.268	21.4	.843	3	8	460.1-0680-020A1-XM	☆	☆	☆	☆	☆	☆	8.0	.315	79	3.110	78.0	3.071	34	1.339	1.0	.039	20	290	DIN 6537 K
6.80	.268	35.0	1.378	5	8	460.1-0680-034A1-XM	☆	☆	☆	☆	☆	☆	8.0	.315	91	3.583	90.0	3.543	53	2.087	1.0	.039	20	290	DIN 6537 L
6.80	.268	55.4	2.181	8	8	460.1-0680-051A1-XM	☆	☆	☆	☆	☆	☆	8.0	.315	126	4.961	125.0	4.921	84	3.307	1.0	.039	20	290	COROMANT
6.85	.270	35.3	1.390	5	8	460.1-0685-034A1-XM	☆	☆	☆	☆	☆	☆	8.0	.315	91	3.583	90.0	3.543	53	2.087	1.0	.039	20	290	DIN 6537 L
6.90	.272	21.7	.854	3	8	460.1-0690-021A1-XM	☆	☆	☆	☆	☆	☆	8.0	.315	79	3.110	78.0	3.071	34	1.339	1.0	.039	20	290	DIN 6537 K
6.90	.272	35.5	1.398	5	8	460.1-0690-035A1-XM	☆	☆	☆	☆	☆	☆	8.0	.315	91	3.583	90.0	3.543	53	2.087	1.0	.039	20	290	DIN 6537 L
6.90	.272	56.2	2.213	8	8	460.1-0690-052A1-XM	☆	☆	☆	☆	☆	☆	8.0	.315	126	4.961	125.0	4.921	84	3.307	1.0	.039	20	290	COROMANT

Conditions de coupe: www.sandvik.coromant.com

E9 E28 E14

FRE

Foret carbure monobloc CoroDrill® 460

Multi-matières

Adduction interne de liquide de coupe

TCHA H9
SIG 140°

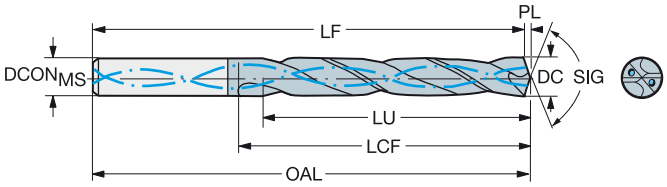

DC	DC"	LU	LU"	ULDR	CZCMS	Référence de commande	P GC34	M GC34	K GC34	N GC34	S GC34	H GC34	Dimensions, mm, pouce DCONMS	DCONMS"	OAL	OAL"	LF	LF"	LCF	LCF"	PL	PL"	BAR	PSI	BSG
7.00	.276	22.0	.866	3	8	460.1-0700-021A1-XM	☆	☆	☆	☆	☆	☆	8.0	.315	79	3.110	78.0	3.071	34	1.339	1.0	.039	20	290	DIN 6537 K
7.00	.276	36.0	1.417	5	8	460.1-0700-035A1-XM	☆	☆	☆	☆	☆	☆	8.0	.315	91	3.583	90.0	3.543	53	2.087	1.0	.039	20	290	DIN 6537 L
7.00	.276	57.0	2.244	8	8	460.1-0700-053A1-XM	☆	☆	☆	☆	☆	☆	8.0	.315	126	4.961	125.0	4.921	84	3.307	1.0	.039	20	290	COROMANT
7.04	.277	36.2	1.425	5	8	460.1-0704-035A1-XM	☆	☆	☆	☆	☆	☆	8.0	.315	91	3.583	90.0	3.543	53	2.087	1.0	.039	20	290	DIN 6537 L
7.10	.280	22.3	.878	3	8	460.1-0710-021A1-XM	☆	☆	☆	☆	☆	☆	8.0	.315	79	3.110	78.0	3.071	41	1.614	1.0	.039	20	290	DIN 6537 K
7.10	.280	36.5	1.437	5	8	460.1-0710-036A1-XM	☆	☆	☆	☆	☆	☆	8.0	.315	91	3.583	90.0	3.543	53	2.087	1.0	.039	20	290	DIN 6537 L
7.14	.281	22.5	.886	3	8	460.1-0714-021A1-XM	☆	☆	☆	☆	☆	☆	8.0	.315	79	3.110	77.9	3.067	41	1.614	1.1	.043	20	290	DIN 6537 K
7.14	.281	36.8	1.449	5	8	460.1-0714-036A1-XM	☆	☆	☆	☆	☆	☆	8.0	.315	91	3.583	89.9	3.539	53	2.087	1.1	.043	20	290	DIN 6537 L
7.14	.281	58.2	2.291	8	8	460.1-0714-054A1-XM	☆	☆	☆	☆	☆	☆	8.0	.315	126	4.961	124.9	4.917	84	3.307	1.1	.043	20	290	COROMANT
7.20	.283	37.1	1.461	5	8	460.1-0720-036A1-XM	☆	☆	☆	☆	☆	☆	8.0	.315	91	3.583	89.9	3.539	53	2.087	1.1	.043	20	290	DIN 6537 L
7.20	.283	58.7	2.311	8	8	460.1-0720-054A1-XM	☆	☆	☆	☆	☆	☆	8.0	.315	126	4.961	124.9	4.917	84	3.307	1.1	.043	20	290	COROMANT
7.30	.287	23.0	.906	3	8	460.1-0730-022A1-XM	☆	☆	☆	☆	☆	☆	8.0	.315	79	3.110	77.9	3.067	41	1.614	1.1	.043	20	290	DIN 6537 K
7.30	.287	37.6	1.480	5	8	460.1-0730-037A1-XM	☆	☆	☆	☆	☆	☆	8.0	.315	91	3.583	89.9	3.539	53	2.087	1.1	.043	20	290	DIN 6537 L
7.40	.291	23.3	.917	3	8	460.1-0740-022A1-XM	☆	☆	☆	☆	☆	☆	8.0	.315	79	3.110	77.9	3.067	41	1.614	1.1	.043	20	290	DIN 6537 K
7.40	.291	38.1	1.500	5	8	460.1-0740-037A1-XM	☆	☆	☆	☆	☆	☆	8.0	.315	91	3.583	89.9	3.539	53	2.087	1.1	.043	20	290	DIN 6537 L
7.40	.291	60.3	2.374	8	8	460.1-0740-056A1-XM	☆	☆	☆	☆	☆	☆	8.0	.315	126	4.961	124.9	4.917	84	3.307	1.1	.043	20	290	COROMANT
7.45	.293	38.3	1.508	5	8	460.1-0745-037A1-XM	☆	☆	☆	☆	☆	☆	8.0	.315	91	3.583	89.9	3.539	53	2.087	1.1	.043	20	290	DIN 6537 L
7.50	.295	23.6	.929	3	8	460.1-0750-023A1-XM	☆	☆	☆	☆	☆	☆	8.0	.315	79	3.110	77.9	3.067	41	1.614	1.1	.043	20	290	DIN 6537 K
7.50	.295	38.6	1.520	5	8	460.1-0750-038A1-XM	☆	☆	☆	☆	☆	☆	8.0	.315	91	3.583	89.9	3.539	53	2.087	1.1	.043	20	290	DIN 6537 L
7.50	.295	61.1	2.406	8	8	460.1-0750-056A1-XM	☆	☆	☆	☆	☆	☆	8.0	.315	126	4.961	124.9	4.917	84	3.307	1.1	.043	20	290	COROMANT
7.54	.297	23.7	.933	3	8	460.1-0754-023A1-XM	☆	☆	☆	☆	☆	☆	8.0	.315	79	3.110	77.9	3.067	41	1.614	1.1	.043	20	290	DIN 6537 K
7.54	.297	38.8	1.528	5	8	460.1-0754-038A1-XM	☆	☆	☆	☆	☆	☆	8.0	.315	91	3.583	89.9	3.539	53	2.087	1.1	.043	20	290	DIN 6537 L
7.60	.299	23.9	.941	3	8	460.1-0760-023A1-XM	☆	☆	☆	☆	☆	☆	8.0	.315	79	3.110	77.9	3.067	41	1.614	1.1	.043	20	290	DIN 6537 K
7.60	.299	39.1	1.539	5	8	460.1-0760-038A1-XM	☆	☆	☆	☆	☆	☆	8.0	.315	91	3.583	89.9	3.539	53	2.087	1.1	.043	20	290	DIN 6537 L
7.60	.299	61.9	2.437	8	8	460.1-0760-057A1-XM	☆	☆	☆	☆	☆	☆	8.0	.315	126	4.961	124.9	4.917	84	3.307	1.1	.043	20	290	COROMANT
7.70	.303	24.2	.953	3	8	460.1-0770-023A1-XM	☆	☆	☆	☆	☆	☆	8.0	.315	79	3.110	77.9	3.067	41	1.614	1.1	.043	20	290	DIN 6537 K
7.70	.303	39.6	1.559	5	8	460.1-0770-039A1-XM	☆	☆	☆	☆	☆	☆	8.0	.315	91	3.583	89.9	3.539	53	2.087	1.1	.043	20	290	DIN 6537 L
7.70	.303	62.7	2.469	8	8	460.1-0770-058A1-XM	☆	☆	☆	☆	☆	☆	8.0	.315	126	4.961	124.9	4.917	84	3.307	1.1	.043	20	290	COROMANT
7.80	.307	24.6	.969	3	8	460.1-0780-023A1-XM	☆	☆	☆	☆	☆	☆	8.0	.315	79	3.110	77.8	3.063	41	1.614	1.2	.047	20	290	DIN 6537 K
7.80	.307	40.2	1.583	5	8	460.1-0780-039A1-XM	☆	☆	☆	☆	☆	☆	8.0	.315	91	3.583	89.8	3.535	53	2.087	1.2	.047	20	290	DIN 6537 L
7.80	.307	63.6	2.504	8	8	460.1-0780-059A1-XM	☆	☆	☆	☆	☆	☆	8.0	.315	126	4.961	124.8	4.913	84	3.307	1.2	.047	20	290	COROMANT
7.90	.311	24.9	.980	3	8	460.1-0790-024A1-XM	☆	☆	☆	☆	☆	☆	8.0	.315	79	3.110	77.8	3.063	41	1.614	1.2	.047	20	290	DIN 6537 K
7.90	.311	40.7	1.602	5	8	460.1-0790-040A1-XM	☆	☆	☆	☆	☆	☆	8.0	.315	91	3.583	89.8	3.535	53	2.087	1.2	.047	20	290	DIN 6537 L
7.94	.313	25.0	.984	3	8	460.1-0794-024A1-XM	☆	☆	☆	☆	☆	☆	8.0	.315	79	3.110	77.8	3.063	41	1.614	1.2	.047	20	290	DIN 6537 K
7.94	.313	40.9	1.610	5	8	460.1-0794-040A1-XM	☆	☆	☆	☆	☆	☆	8.0	.315	91	3.583	89.8	3.535	53	2.087	1.2	.047	20	290	DIN 6537 L
7.94	.313	64.7	2.547	8	8	460.1-0794-060A1-XM	☆	☆	☆	☆	☆	☆	8.0	.315	126	4.961	124.8	4.913	84	3.307	1.2	.047	20	290	COROMANT
8.00	.315	25.2	.992	3	8	460.1-0800-024A1-XM	☆	☆	☆	☆	☆	☆	8.0	.315	79	3.110	77.8	3.063	41	1.614	1.2	.047	20	290	DIN 6537 K
8.00	.315	41.2	1.622	5	8	460.1-0800-040A1-XM	☆	☆	☆	☆	☆	☆	8.0	.315	91	3.583	89.8	3.535	53	2.087	1.2	.047	20	290	DIN 6537 L
8.00	.315	65.2	2.567	8	8	460.1-0800-060A1-XM	☆	☆	☆	☆	☆	☆	8.0	.315	126	4.961	124.8	4.913	84	3.307	1.2	.047	20	290	COROMANT
8.03	.316	41.3	1.626	5	10	460.1-0803-040A1-XM	☆	☆	☆	☆	☆	☆	10.0	.394	103	4.055	101.8	4.008	61	2.402	1.2	.047	20	290	DIN 6537 L
8.05	.317	25.3	.996	3	10	460.1-0805-024A1-XM	☆	☆	☆	☆	☆	☆	10.0	.394	89	3.504	87.8	3.457	47	1.850	1.2	.047	20	290	DIN 6537 K
8.05	.317	41.4	1.630	5	10	460.1-0805-040A1-XM	☆	☆	☆	☆	☆	☆	10.0	.394	103	4.055	101.8	4.008	61	2.402	1.2	.047	20	290	DIN 6537 L
8.10	.319	25.5	1.004	3	10	460.1-0810-024A1-XM	☆	☆	☆	☆	☆	☆	10.0	.394	89	3.504	87.8	3.457	47	1.850	1.2	.047	20	290	DIN 6537 K
8.10	.319	41.7	1.642	5	10	460.1-0810-041A1-XM	☆	☆	☆	☆	☆	☆	10.0	.394	103	4.055	101.8	4.008	61	2.402	1.2	.047	20	290	DIN 6537 L
8.10	.319	66.0	2.598	8	10	460.1-0810-061A1-XM	☆	☆	☆	☆	☆	☆	10.0	.394	152	5.984	150.8	5.937	106	4.173	1.2	.047	20	290	COROMANT
8.15	.321	42.0	1.654	5	10	460.1-0815-041A1-XM	☆	☆	☆	☆	☆	☆	10.0	.394	103	4.055	101.8	4.008	61	2.402	1.2	.047	20	290	DIN 6537 L
8.20	.323	25.8	1.016	3	10	460.1-0820-025A1-XM	☆	☆	☆	☆	☆	☆	10.0	.394	89	3.504	87.8	3.457	47	1.850	1.2	.047	20	290	DIN 6537 K
8.20	.323	42.2	1.661	5	10	460.1-0820-041A1-XM	☆	☆	☆	☆	☆	☆	10.0	.394	103	4.055	101.8	4.008	61	2.402	1.2	.047	20	290	DIN 6537 L
8.20	.323	66.8	2.630	8	10	460.1-0820-062A1-XM	☆	☆	☆	☆	☆	☆	10.0	.394	152	5.984	150.8	5.937	106	4.173	1.2	.047	20	290	COROMANT
8.25	.325	42.5	1.673	5	10	460.1-0825-041A1-XM	☆	☆	☆	☆	☆	☆	10.0	.394	103	4.055	101.8	4.008	61	2.402	1.2	.047	20	290	DIN 6537 L
8.30	.327	42.7	1.681	5	10	460.1-0830-042A1-XM	☆	☆	☆	☆	☆	☆	10.0	.394	103	4.055	101.8	4.008	61	2.402	1.2	.047	20	290	DIN 6537 L

Conditions de coupe: www.sandvik.coromant.com

E9 E28 E14

Foret carbure monobloc CoroDrill® 460

Multi-matières

Adduction interne de liquide de coupe

TCHA H9
SIG 140°

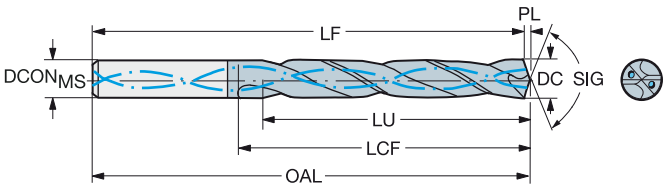

							P	M	K	N	S	H	Dimensions, mm, pouce											
DC	DC"	LU	LU"	ULDR	CZC_{MS}	Référence de commande	GC34	GC34	GC34	GC34	GC34	GC34	$DCON_{MS}$	$DCON_{MS}$"	OAL	OAL"	LF	LF"	LCF	LCF"	PL	PL"	BAR	PSI	BSG
8.33	.328	26.2	1.032	3	10	460.1-0833-025A1-XM	☆	☆	☆	☆	☆	☆	10.0	.394	89	3.504	87.8	3.457	47	1.850	1.2	.047	20	290	DIN 6537 K
8.33	.328	42.9	1.689	5	10	460.1-0833-042A1-XM	☆	☆	☆	☆	☆	☆	10.0	.394	103	4.055	101.8	4.008	61	2.402	1.2	.047	20	290	DIN 6537 L
8.33	.328	67.9	2.673	8	10	460.1-0833-062A1-XM	☆	☆	☆	☆	☆	☆	10.0	.394	152	5.984	150.8	5.937	106	4.173	1.2	.047	20	290	COROMANT
8.40	.331	26.4	1.039	3	10	460.1-0840-025A1-XM	☆	☆	☆	☆	☆	☆	10.0	.394	89	3.504	87.8	3.457	47	1.850	1.2	.047	20	290	DIN 6537 K
8.40	.331	43.2	1.701	5	10	460.1-0840-042A1-XM	☆	☆	☆	☆	☆	☆	10.0	.394	103	4.055	101.8	4.008	61	2.402	1.2	.047	20	290	DIN 6537 L
8.40	.331	68.4	2.693	8	10	460.1-0840-063A1-XM	☆	☆	☆	☆	☆	☆	10.0	.394	152	5.984	150.8	5.937	106	4.173	1.2	.047	20	290	COROMANT
8.43	.332	43.4	1.709	5	10	460.1-0843-042A1-XM	☆	☆	☆	☆	☆	☆	10.0	.394	103	4.055	101.8	4.008	61	2.402	1.2	.047	20	290	DIN 6537 L
8.50	.335	26.8	1.055	3	10	460.1-0850-026A1-XM	☆	☆	☆	☆	☆	☆	10.0	.394	89	3.504	87.7	3.453	47	1.850	1.3	.051	20	290	DIN 6537 K
8.50	.335	43.8	1.724	5	10	460.1-0850-043A1-XM	☆	☆	☆	☆	☆	☆	10.0	.394	103	4.055	101.7	4.004	61	2.402	1.3	.051	20	290	DIN 6537 L
8.50	.335	69.3	2.728	8	10	460.1-0850-064A1-XM	☆	☆	☆	☆	☆	☆	10.0	.394	152	5.984	150.7	5.933	106	4.173	1.3	.051	20	290	COROMANT
8.55	.337	44.0	1.732	5	10	460.1-0855-043A1-XM	☆	☆	☆	☆	☆	☆	10.0	.394	103	4.055	101.7	4.004	61	2.402	1.3	.051	20	290	DIN 6537 L
8.60	.339	27.1	1.067	3	10	460.1-0860-026A1-XM	☆	☆	☆	☆	☆	☆	10.0	.394	89	3.504	87.7	3.453	47	1.850	1.3	.051	20	290	DIN 6537 K
8.60	.339	44.3	1.744	5	10	460.1-0860-043A1-XM	☆	☆	☆	☆	☆	☆	10.0	.394	103	4.055	101.7	4.004	61	2.402	1.3	.051	20	290	DIN 6537 L
8.60	.339	70.1	2.760	8	10	460.1-0860-065A1-XM	☆	☆	☆	☆	☆	☆	10.0	.394	152	5.984	150.7	5.933	106	4.173	1.3	.051	20	290	COROMANT
8.70	.343	27.4	1.079	3	10	460.1-0870-026A1-XM	☆	☆	☆	☆	☆	☆	10.0	.394	89	3.504	87.7	3.453	47	1.850	1.3	.051	20	290	DIN 6537 K
8.70	.343	44.8	1.764	5	10	460.1-0870-044A1-XM	☆	☆	☆	☆	☆	☆	10.0	.394	103	4.055	101.7	4.004	61	2.402	1.3	.051	20	290	DIN 6537 L
8.70	.343	70.9	2.791	8	10	460.1-0870-065A1-XM	☆	☆	☆	☆	☆	☆	10.0	.394	152	5.984	150.7	5.933	106	4.173	1.3	.051	20	290	COROMANT
8.73	.344	27.5	1.083	3	10	460.1-0873-026A1-XM	☆	☆	☆	☆	☆	☆	10.0	.394	89	3.504	87.7	3.453	47	1.850	1.3	.051	20	290	DIN 6537 K
8.73	.344	44.9	1.768	5	10	460.1-0873-044A1-XM	☆	☆	☆	☆	☆	☆	10.0	.394	103	4.055	101.7	4.004	61	2.402	1.3	.051	20	290	DIN 6537 L
8.73	.344	71.1	2.799	8	10	460.1-0873-065A1-XM	☆	☆	☆	☆	☆	☆	10.0	.394	152	5.984	150.7	5.933	106	4.173	1.3	.051	20	290	COROMANT
8.80	.346	27.7	1.091	3	10	460.1-0880-026A1-XM	☆	☆	☆	☆	☆	☆	10.0	.394	89	3.504	87.7	3.453	47	1.850	1.3	.051	20	290	DIN 6537 K
8.80	.346	45.3	1.783	5	10	460.1-0880-044A1-XM	☆	☆	☆	☆	☆	☆	10.0	.394	103	4.055	101.7	4.004	61	2.402	1.3	.051	20	290	DIN 6537 L
8.80	.346	71.7	2.823	8	10	460.1-0880-066A1-XM	☆	☆	☆	☆	☆	☆	10.0	.394	152	5.984	150.7	5.933	106	4.173	1.3	.051	20	290	COROMANT
8.84	.348	45.5	1.791	5	10	460.1-0884-044A1-XM	☆	☆	☆	☆	☆	☆	10.0	.394	103	4.055	101.7	4.004	61	2.402	1.3	.051	20	290	DIN 6537 L
8.90	.350	28.0	1.102	3	10	460.1-0890-027A1-XM	☆	☆	☆	☆	☆	☆	10.0	.394	89	3.504	87.7	3.453	47	1.850	1.3	.051	20	290	DIN 6537 K
8.90	.350	45.8	1.803	5	10	460.1-0890-045A1-XM	☆	☆	☆	☆	☆	☆	10.0	.394	103	4.055	101.7	4.004	61	2.402	1.3	.051	20	290	DIN 6537 L
9.00	.354	28.3	1.114	3	10	460.1-0900-027A1-XM	☆	☆	☆	☆	☆	☆	10.0	.394	89	3.504	87.7	3.453	47	1.850	1.3	.051	20	290	DIN 6537 K
9.00	.354	46.3	1.823	5	10	460.1-0900-045A1-XM	☆	☆	☆	☆	☆	☆	10.0	.394	103	4.055	101.7	4.004	61	2.402	1.3	.051	20	290	DIN 6537 L
9.00	.354	73.3	2.886	8	10	460.1-0900-068A1-XM	☆	☆	☆	☆	☆	☆	10.0	.394	152	5.984	150.7	5.933	106	4.173	1.3	.051	20	290	COROMANT
9.10	.358	28.6	1.126	3	10	460.1-0910-027A1-XM	☆	☆	☆	☆	☆	☆	10.0	.394	89	3.504	87.7	3.453	47	1.850	1.3	.051	20	290	DIN 6537 K
9.10	.358	46.8	1.843	5	10	460.1-0910-046A1-XM	☆	☆	☆	☆	☆	☆	10.0	.394	103	4.055	101.7	4.004	61	2.402	1.3	.051	20	290	DIN 6537 L
9.13	.359	28.7	1.130	3	10	460.1-0913-027A1-XM	☆	☆	☆	☆	☆	☆	10.0	.394	89	3.504	87.6	3.449	47	1.850	1.4	.055	20	290	DIN 6537 K
9.13	.359	47.0	1.850	5	10	460.1-0913-046A1-XM	☆	☆	☆	☆	☆	☆	10.0	.394	103	4.055	101.6	4.000	61	2.402	1.4	.055	20	290	DIN 6537 L
9.13	.359	74.4	2.929	8	10	460.1-0913-068A1-XM	☆	☆	☆	☆	☆	☆	10.0	.394	152	5.984	150.6	5.929	106	4.173	1.4	.055	20	290	COROMANT
9.20	.362	47.4	1.866	5	10	460.1-0920-046A1-XM	☆	☆	☆	☆	☆	☆	10.0	.394	103	4.055	101.6	4.000	61	2.402	1.4	.055	20	290	DIN 6537 L
9.30	.366	29.3	1.154	3	10	460.1-0930-028A1-XM	☆	☆	☆	☆	☆	☆	10.0	.394	89	3.504	87.6	3.449	47	1.850	1.4	.055	20	290	DIN 6537 K
9.30	.366	47.9	1.886	5	10	460.1-0930-047A1-XM	☆	☆	☆	☆	☆	☆	10.0	.394	103	4.055	101.6	4.000	61	2.402	1.4	.055	20	290	DIN 6537 L
9.30	.366	75.8	2.984	8	10	460.1-0930-070A1-XM	☆	☆	☆	☆	☆	☆	10.0	.394	152	5.984	150.6	5.929	106	4.173	1.4	.055	20	290	COROMANT
9.35	.368	48.1	1.894	5	10	460.1-0935-047A1-XM	☆	☆	☆	☆	☆	☆	10.0	.394	103	4.055	101.6	4.000	61	2.402	1.4	.055	20	290	DIN 6537 L
9.40	.370	29.6	1.165	3	10	460.1-0940-028A1-XM	☆	☆	☆	☆	☆	☆	10.0	.394	89	3.504	87.6	3.449	47	1.850	1.4	.055	20	290	DIN 6537 K
9.40	.370	48.4	1.906	5	10	460.1-0940-047A1-XM	☆	☆	☆	☆	☆	☆	10.0	.394	103	4.055	101.6	4.000	61	2.402	1.4	.055	20	290	DIN 6537 L
9.50	.374	29.9	1.177	3	10	460.1-0950-029A1-XM	☆	☆	☆	☆	☆	☆	10.0	.394	89	3.504	87.6	3.449	47	1.850	1.4	.055	20	290	DIN 6537 K
9.50	.374	48.7	1.917	5	10	460.1-0950-048A1-XM	☆	☆	☆	☆	☆	☆	10.0	.394	103	4.055	101.6	4.000	61	2.402	1.4	.055	20	290	DIN 6537 L
9.50	.374	77.4	3.047	8	10	460.1-0950-071A1-XM	☆	☆	☆	☆	☆	☆	10.0	.394	152	5.984	150.6	5.929	106	4.173	1.4	.055	20	290	COROMANT
9.53	.375	30.0	1.181	3	10	460.1-0953-029A1-XM	☆	☆	☆	☆	☆	☆	10.0	.394	89	3.504	87.6	3.449	47	1.850	1.4	.055	20	290	DIN 6537 K
9.53	.375	48.6	1.913	5	10	460.1-0953-048A1-XM	☆	☆	☆	☆	☆	☆	10.0	.394	103	4.055	101.6	4.000	61	2.402	1.4	.055	20	290	DIN 6537 L
9.53	.375	77.6	3.055	8	10	460.1-0953-071A1-XM	☆	☆	☆	☆	☆	☆	10.0	.394	152	5.984	150.6	5.929	106	4.173	1.4	.055	20	290	COROMANT
9.60	.378	30.2	1.189	3	10	460.1-0960-029A1-XM	☆	☆	☆	☆	☆	☆	10.0	.394	89	3.504	87.6	3.449	47	1.850	1.4	.055	20	290	DIN 6537 K
9.60	.378	48.5	1.909	5	10	460.1-0960-048A1-XM	☆	☆	☆	☆	☆	☆	10.0	.394	103	4.055	101.6	4.000	61	2.402	1.4	.055	20	290	DIN 6537 L
9.70	.382	30.5	1.201	3	10	460.1-0970-029A1-XM	☆	☆	☆	☆	☆	☆	10.0	.394	89	3.504	87.6	3.449	47	1.850	1.4	.055	20	290	DIN 6537 K
9.70	.382	48.4	1.906	4	10	460.1-0970-049A1-XM	☆	☆	☆	☆	☆	☆	10.0	.394	103	4.055	101.6	4.000	61	2.402	1.4	.055	20	290	DIN 6537 L

Conditions de coupe: www.sandvik.coromant.com

E9 E28 E14

FRE

Foret carbure monobloc CoroDrill® 460

Multi-matières

Adduction interne de liquide de coupe

TCHA H9
SIG 140°

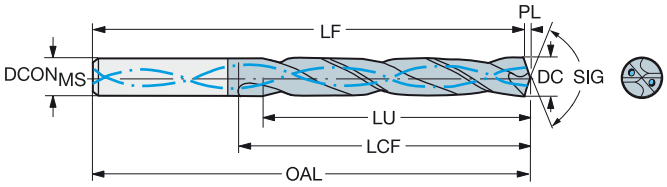

DC	DC"	LU	LU"	ULDR	CZCMS	Référence de commande	P GC34	M GC34	K GC34	N GC34	S GC34	H GC34	Dimensions, mm, pouce DCONMS	DCONMS"	OAL	OAL"	LF	LF"	LCF	LCF"	PL	PL"	BAR	PSI	BSG
9.80	.386	30.9	1.217	3	10	460.1-0980-029A1-XM	☆	☆	☆	☆	☆	☆	10.0	.394	89	3.504	87.5	3.445	47	1.850	1.5	.059	20	290	DIN 6537 K
9.80	.386	48.3	1.902	4	10	460.1-0980-049A1-XM	☆	☆	☆	☆	☆	☆	10.0	.394	103	4.055	101.5	3.996	61	2.402	1.5	.059	20	290	DIN 6537 L
9.80	.386	79.9	3.146	8	10	460.1-0980-074A1-XM	☆	☆	☆	☆	☆	☆	10.0	.394	152	5.984	150.5	5.925	106	4.173	1.5	.059	20	290	COROMANT
9.90	.390	31.2	1.228	3	10	460.1-0990-030A1-XM	☆	☆	☆	☆	☆	☆	10.0	.394	89	3.504	87.5	3.445	47	1.850	1.5	.059	20	290	DIN 6537 K
9.90	.390	48.1	1.894	4	10	460.1-0990-050A1-XM	☆	☆	☆	☆	☆	☆	10.0	.394	103	4.055	101.5	3.996	61	2.402	1.5	.059	20	290	DIN 6537 L
9.90	.390	80.7	3.177	8	10	460.1-0990-074A1-XM	☆	☆	☆	☆	☆	☆	10.0	.394	152	5.984	150.5	5.925	106	4.173	1.5	.059	20	290	COROMANT
9.92	.391	31.2	1.228	3	10	460.1-0992-030A1-XM	☆	☆	☆	☆	☆	☆	10.0	.394	89	3.504	87.5	3.445	47	1.850	1.5	.059	20	290	DIN 6537 K
9.92	.391	48.1	1.894	4	10	460.1-0992-050A1-XM	☆	☆	☆	☆	☆	☆	10.0	.394	103	4.055	101.5	3.996	61	2.402	1.5	.059	20	290	DIN 6537 L
9.92	.391	80.8	3.181	8	10	460.1-0992-074A1-XM	☆	☆	☆	☆	☆	☆	10.0	.394	152	5.984	150.5	5.925	106	4.173	1.5	.059	20	290	COROMANT
10.00	.394	31.5	1.240	3	10	460.1-1000-030A1-XM	☆	☆	☆	☆	☆	☆	10.0	.394	89	3.504	87.5	3.445	47	1.850	1.5	.059	20	290	DIN 6537 K
10.00	.394	48.0	1.890	4	10	460.1-1000-050A1-XM	☆	☆	☆	☆	☆	☆	10.0	.394	103	4.055	101.5	3.996	61	2.402	1.5	.059	20	290	DIN 6537 L
10.00	.394	81.5	3.209	8	10	460.1-1000-075A1-XM	☆	☆	☆	☆	☆	☆	10.0	.394	152	5.984	150.5	5.925	106	4.173	1.5	.059	20	290	COROMANT
10.05	.396	31.6	1.244	3	12	460.1-1005-030A1-XM	☆	☆	☆	☆	☆	☆	12.0	.472	102	4.016	100.5	3.957	55	2.165	1.5	.059	20	290	DIN 6537 K
10.05	.396	51.7	2.035	5	12	460.1-1005-050A1-XM	☆	☆	☆	☆	☆	☆	12.0	.472	118	4.646	116.5	4.587	71	2.795	1.5	.059	20	290	DIN 6537 L
10.10	.398	31.8	1.252	3	12	460.1-1010-030A1-XM	☆	☆	☆	☆	☆	☆	12.0	.472	102	4.016	100.5	3.957	55	2.165	1.5	.059	20	290	DIN 6537 K
10.10	.398	52.0	2.047	5	12	460.1-1010-051A1-XM	☆	☆	☆	☆	☆	☆	12.0	.472	118	4.646	116.5	4.587	71	2.795	1.5	.059	20	290	DIN 6537 L
10.20	.402	32.1	1.264	3	12	460.1-1020-031A1-XM	☆	☆	☆	☆	☆	☆	12.0	.472	102	4.016	100.5	3.957	55	2.165	1.5	.059	20	290	DIN 6537 K
10.20	.402	52.5	2.067	5	12	460.1-1020-051A1-XM	☆	☆	☆	☆	☆	☆	12.0	.472	118	4.646	116.5	4.587	71	2.795	1.5	.059	20	290	DIN 6537 L
10.20	.402	83.1	3.272	8	12	460.1-1020-077A1-XM	☆	☆	☆	☆	☆	☆	12.0	.472	180	7.087	178.5	7.028	128	5.039	1.5	.059	20	290	COROMANT
10.26	.404	52.8	2.079	5	12	460.1-1026-051A1-XM	☆	☆	☆	☆	☆	☆	12.0	.472	118	4.646	116.5	4.587	71	2.795	1.5	.059	20	290	DIN 6537 L
10.30	.406	32.4	1.276	3	12	460.1-1030-031A1-XM	☆	☆	☆	☆	☆	☆	12.0	.472	102	4.016	100.5	3.957	55	2.165	1.5	.059	20	290	DIN 6537 K
10.30	.406	53.0	2.087	5	12	460.1-1030-052A1-XM	☆	☆	☆	☆	☆	☆	12.0	.472	118	4.646	116.5	4.587	71	2.795	1.5	.059	20	290	DIN 6537 L
10.30	.406	83.9	3.303	8	12	460.1-1030-077A1-XM	☆	☆	☆	☆	☆	☆	12.0	.472	180	7.087	178.5	7.028	128	5.039	1.5	.059	20	290	COROMANT
10.32	.406	32.5	1.280	3	12	460.1-1032-031A1-XM	☆	☆	☆	☆	☆	☆	12.0	.472	102	4.016	100.5	3.957	55	2.165	1.5	.059	20	290	DIN 6537 K
10.32	.406	53.1	2.091	5	12	460.1-1032-052A1-XM	☆	☆	☆	☆	☆	☆	12.0	.472	118	4.646	116.5	4.587	71	2.795	1.5	.059	20	290	DIN 6537 L
10.32	.406	84.1	3.311	8	12	460.1-1032-077A1-XM	☆	☆	☆	☆	☆	☆	12.0	.472	180	7.087	178.5	7.028	128	5.039	1.5	.059	20	290	COROMANT
10.40	.409	32.7	1.287	3	12	460.1-1040-031A1-XM	☆	☆	☆	☆	☆	☆	12.0	.472	102	4.016	100.5	3.957	55	2.165	1.5	.059	20	290	DIN 6537 K
10.40	.409	53.5	2.106	5	12	460.1-1040-052A1-XM	☆	☆	☆	☆	☆	☆	12.0	.472	118	4.646	116.5	4.587	71	2.795	1.5	.059	20	290	DIN 6537 L
10.40	.409	84.7	3.335	8	12	460.1-1040-078A1-XM	☆	☆	☆	☆	☆	☆	12.0	.472	180	7.087	178.5	7.028	128	5.039	1.5	.059	20	290	COROMANT
10.50	.413	33.1	1.303	3	12	460.1-1050-032A1-XM	☆	☆	☆	☆	☆	☆	12.0	.472	102	4.016	100.4	3.953	55	2.165	1.6	.063	20	290	DIN 6537 K
10.50	.413	54.1	2.130	5	12	460.1-1050-053A1-XM	☆	☆	☆	☆	☆	☆	12.0	.472	118	4.646	116.4	4.583	71	2.795	1.6	.063	20	290	DIN 6537 L
10.50	.413	85.6	3.370	8	12	460.1-1050-079A1-XM	☆	☆	☆	☆	☆	☆	12.0	.472	180	7.087	178.4	7.024	128	5.039	1.6	.063	20	290	COROMANT
10.60	.417	33.4	1.315	3	12	460.1-1060-032A1-XM	☆	☆	☆	☆	☆	☆	12.0	.472	102	4.016	100.4	3.953	55	2.165	1.6	.063	20	290	DIN 6537 K
10.60	.417	54.6	2.150	5	12	460.1-1060-053A1-XM	☆	☆	☆	☆	☆	☆	12.0	.472	118	4.646	116.4	4.583	71	2.795	1.6	.063	20	290	DIN 6537 L
10.70	.421	55.1	2.169	5	12	460.1-1070-054A1-XM	☆	☆	☆	☆	☆	☆	12.0	.472	118	4.646	116.4	4.583	71	2.795	1.6	.063	20	290	DIN 6537 L
10.72	.422	33.7	1.327	3	12	460.1-1072-032A1-XM	☆	☆	☆	☆	☆	☆	12.0	.472	102	4.016	100.4	3.953	55	2.165	1.6	.063	20	290	DIN 6537 K
10.72	.422	55.2	2.173	5	12	460.1-1072-054A1-XM	☆	☆	☆	☆	☆	☆	12.0	.472	118	4.646	116.4	4.583	71	2.795	1.6	.063	20	290	DIN 6537 L
10.72	.422	87.3	3.437	8	12	460.1-1072-080A1-XM	☆	☆	☆	☆	☆	☆	12.0	.472	180	7.087	178.4	7.024	128	5.039	1.6	.063	20	290	COROMANT
10.75	.423	55.3	2.177	5	12	460.1-1075-054A1-XM	☆	☆	☆	☆	☆	☆	12.0	.472	118	4.646	116.4	4.583	71	2.795	1.6	.063	20	290	DIN 6537 L
10.90	.429	56.1	2.209	5	12	460.1-1090-055A1-XM	☆	☆	☆	☆	☆	☆	12.0	.472	118	4.646	116.4	4.583	71	2.795	1.6	.063	20	290	DIN 6537 L
11.00	.433	34.6	1.362	3	12	460.1-1100-033A1-XM	☆	☆	☆	☆	☆	☆	12.0	.472	102	4.016	100.4	3.953	55	2.165	1.6	.063	20	290	DIN 6537 K
11.00	.433	56.6	2.228	5	12	460.1-1100-055A1-XM	☆	☆	☆	☆	☆	☆	12.0	.472	118	4.646	116.4	4.583	71	2.795	1.6	.063	20	290	DIN 6537 L
11.00	.433	89.6	3.528	8	12	460.1-1100-083A1-XM	☆	☆	☆	☆	☆	☆	12.0	.472	180	7.087	178.4	7.024	128	5.039	1.6	.063	20	290	COROMANT
11.11	.437	35.0	1.378	3	12	460.1-1111-033A1-XM	☆	☆	☆	☆	☆	☆	12.0	.472	102	4.016	100.3	3.949	55	2.165	1.7	.067	20	290	DIN 6537 K
11.11	.437	57.2	2.252	5	12	460.1-1111-056A1-XM	☆	☆	☆	☆	☆	☆	12.0	.472	118	4.646	116.3	4.579	71	2.795	1.7	.067	20	290	DIN 6537 L
11.11	.437	90.5	3.563	8	12	460.1-1111-083A1-XM	☆	☆	☆	☆	☆	☆	12.0	.472	180	7.087	178.3	7.020	128	5.039	1.7	.067	20	290	COROMANT
11.20	.441	35.3	1.390	3	12	460.1-1120-034A1-XM	☆	☆	☆	☆	☆	☆	12.0	.472	102	4.016	100.3	3.949	55	2.165	1.7	.067	20	290	DIN 6537 K
11.20	.441	57.6	2.268	5	12	460.1-1120-056A1-XM	☆	☆	☆	☆	☆	☆	12.0	.472	118	4.646	116.3	4.579	71	2.795	1.7	.067	20	290	DIN 6537 L
11.20	.441	91.3	3.594	8	12	460.1-1120-084A1-XM	☆	☆	☆	☆	☆	☆	12.0	.472	180	7.087	178.3	7.020	128	5.039	1.7	.067	20	290	COROMANT
11.30	.445	57.4	2.260	5	12	460.1-1130-057A1-XM	☆	☆	☆	☆	☆	☆	12.0	.472	118	4.646	116.3	4.579	71	2.795	1.7	.067	20	290	DIN 6537 L
11.40	.449	35.9	1.413	3	12	460.1-1140-034A1-XM	☆	☆	☆	☆	☆	☆	12.0	.472	102	4.016	100.3	3.949	55	2.165	1.7	.067	20	290	DIN 6537 K
11.40	.449	57.3	2.256	5	12	460.1-1140-057A1-XM	☆	☆	☆	☆	☆	☆	12.0	.472	118	4.646	116.3	4.579	71	2.795	1.7	.067	20	290	DIN 6537 L

Conditions de coupe: www.sandvik.coromant.com

E9 E28 E14

Foret carbure monobloc CoroDrill® 460

Multi-matières

Adduction interne de liquide de coupe

TCHA H9
SIG 140°

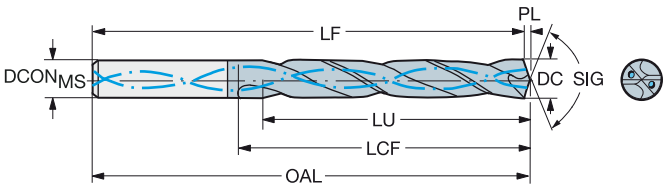

DC	DC"	LU	LU"	ULDR	CZC_{MS}	Référence de commande	P GC34	M GC34	K GC34	N GC34	S GC34	H GC34	Dimensions, mm, pouce $DCON_{MS}$	$DCON_{MS}$"	OAL	OAL"	LF	LF"	LCF	LCF"	PL	PL"	BAR	PSI	BSG
11.50	.453	36.2	1.425	3	12	460.1-1150-035A1-XM	☆	☆	☆	☆	☆	☆	12.0	.472	102	4.016	100.3	3.949	55	2.165	1.7	.067	20	290	DIN 6537 K
11.50	.453	57.2	2.252	4	12	460.1-1150-058A1-XM	☆	☆	☆	☆	☆	☆	12.0	.472	118	4.646	116.3	4.579	71	2.795	1.7	.067	20	290	DIN 6537 L
11.50	.453	93.7	3.689	8	12	460.1-1150-086A1-XM	☆	☆	☆	☆	☆	☆	12.0	.472	180	7.087	178.3	7.020	128	5.039	1.7	.067	20	290	COROMANT
11.51	.453	36.2	1.425	3	12	460.1-1151-035A1-XM	☆	☆	☆	☆	☆	☆	12.0	.472	102	4.016	100.3	3.949	55	2.165	1.7	.067	20	290	DIN 6537 K
11.51	.453	57.2	2.252	4	12	460.1-1151-058A1-XM	☆	☆	☆	☆	☆	☆	12.0	.472	118	4.646	116.3	4.579	71	2.795	1.7	.067	20	290	DIN 6537 L
11.51	.453	93.8	3.693	8	12	460.1-1151-086A1-XM	☆	☆	☆	☆	☆	☆	12.0	.472	180	7.087	178.3	7.020	128	5.039	1.7	.067	20	290	COROMANT
11.60	.457	36.5	1.437	3	12	460.1-1160-035A1-XM	☆	☆	☆	☆	☆	☆	12.0	.472	102	4.016	100.3	3.949	55	2.165	1.7	.067	20	290	DIN 6537 K
11.60	.457	57.1	2.248	4	12	460.1-1160-058A1-XM	☆	☆	☆	☆	☆	☆	12.0	.472	118	4.646	116.3	4.579	71	2.795	1.7	.067	20	290	DIN 6537 L
11.70	.461	57.0	2.244	4	12	460.1-1170-059A1-XM	☆	☆	☆	☆	☆	☆	12.0	.472	118	4.646	116.3	4.579	71	2.795	1.7	.067	20	290	DIN 6537 L
11.80	.465	37.2	1.465	3	12	460.1-1180-035A1-XM	☆	☆	☆	☆	☆	☆	12.0	.472	102	4.016	100.2	3.945	55	2.165	1.8	.071	20	290	DIN 6537 K
11.80	.465	56.8	2.236	4	12	460.1-1180-059A1-XM	☆	☆	☆	☆	☆	☆	12.0	.472	118	4.646	116.2	4.575	71	2.795	1.8	.071	20	290	DIN 6537 L
11.80	.465	96.2	3.787	8	12	460.1-1180-089A1-XM	☆	☆	☆	☆	☆	☆	12.0	.472	180	7.087	178.2	7.016	128	5.039	1.8	.071	20	290	COROMANT
11.91	.469	37.5	1.476	3	12	460.1-1191-036A1-XM	☆	☆	☆	☆	☆	☆	12.0	.472	102	4.016	100.2	3.945	55	2.165	1.8	.071	20	290	DIN 6537 K
11.91	.469	56.7	2.232	4	12	460.1-1191-060A1-XM	☆	☆	☆	☆	☆	☆	12.0	.472	118	4.646	116.2	4.575	71	2.795	1.8	.071	20	290	DIN 6537 L
11.91	.469	97.0	3.819	8	12	460.1-1191-089A1-XM	☆	☆	☆	☆	☆	☆	12.0	.472	180	7.087	178.2	7.016	128	5.039	1.8	.071	20	290	COROMANT
12.00	.472	37.8	1.488	3	12	460.1-1200-036A1-XM	☆	☆	☆	☆	☆	☆	12.0	.472	102	4.016	100.2	3.945	55	2.165	1.8	.071	20	290	DIN 6537 K
12.00	.472	56.6	2.228	4	12	460.1-1200-060A1-XM	☆	☆	☆	☆	☆	☆	12.0	.472	118	4.646	116.2	4.575	71	2.795	1.8	.071	20	290	DIN 6537 L
12.00	.472	97.8	3.850	8	12	460.1-1200-090A1-XM	☆	☆	☆	☆	☆	☆	12.0	.472	180	7.087	178.2	7.016	128	5.039	1.8	.071	20	290	COROMANT
12.05	.474	37.9	1.492	3	14	460.1-1205-036A1-XM	☆	☆	☆	☆	☆	☆	14.0	.551	107	4.213	105.2	4.142	60	2.362	1.8	.071	20	290	DIN 6537 K
12.05	.474	62.0	2.441	5	14	460.1-1205-060A1-XM	☆	☆	☆	☆	☆	☆	14.0	.551	124	4.882	122.2	4.811	77	3.032	1.8	.071	20	290	DIN 6537 L
12.10	.476	38.1	1.500	3	14	460.1-1210-036A1-XM	☆	☆	☆	☆	☆	☆	14.0	.551	107	4.213	105.2	4.142	60	2.362	1.8	.071	20	290	DIN 6537 K
12.20	.480	38.4	1.512	3	14	460.1-1220-037A1-XM	☆	☆	☆	☆	☆	☆	14.0	.551	107	4.213	105.2	4.142	60	2.362	1.8	.071	20	290	DIN 6537 K
12.20	.480	62.4	2.457	5	14	460.1-1220-061A1-XM	☆	☆	☆	☆	☆	☆	14.0	.551	124	4.882	122.2	4.811	77	3.032	1.8	.071	20	290	DIN 6537 L
12.20	.480	99.4	3.913	8	14	460.1-1220-092A1-XM	☆	☆	☆	☆	☆	☆	14.0	.551	202	7.953	200.2	7.882	151	5.945	1.8	.071	20	290	COROMANT
12.25	.482	62.3	2.453	5	14	460.1-1225-061A1-XM	☆	☆	☆	☆	☆	☆	14.0	.551	124	4.882	122.2	4.811	77	3.032	1.8	.071	20	290	DIN 6537 L
12.30	.484	38.7	1.524	3	14	460.1-1230-037A1-XM	☆	☆	☆	☆	☆	☆	14.0	.551	107	4.213	105.2	4.142	60	2.362	1.8	.071	20	290	DIN 6537 K
12.30	.484	62.2	2.449	5	14	460.1-1230-062A1-XM	☆	☆	☆	☆	☆	☆	14.0	.551	124	4.882	122.2	4.811	77	3.032	1.8	.071	20	290	DIN 6537 L
12.30	.484	100.3	3.949	8	14	460.1-1230-092A1-XM	☆	☆	☆	☆	☆	☆	14.0	.551	202	7.953	200.2	7.882	151	5.945	1.8	.071	20	290	COROMANT
12.40	.488	62.1	2.445	5	14	460.1-1240-062A1-XM	☆	☆	☆	☆	☆	☆	14.0	.551	124	4.882	122.2	4.811	77	3.032	1.8	.071	20	290	DIN 6537 L
12.50	.492	39.4	1.551	3	14	460.1-1250-038A1-XM	☆	☆	☆	☆	☆	☆	14.0	.551	107	4.213	105.1	4.138	60	2.362	1.9	.075	20	290	DIN 6537 K
12.50	.492	62.0	2.441	4	14	460.1-1250-063A1-XM	☆	☆	☆	☆	☆	☆	14.0	.551	124	4.882	122.1	4.807	77	3.032	1.9	.075	20	290	DIN 6537 L
12.50	.492	101.9	4.012	8	14	460.1-1250-094A1-XM	☆	☆	☆	☆	☆	☆	14.0	.551	202	7.953	200.1	7.878	151	5.945	1.9	.075	20	290	COROMANT
12.60	.496	61.9	2.437	4	14	460.1-1260-063A1-XM	☆	☆	☆	☆	☆	☆	14.0	.551	124	4.882	122.1	4.807	77	3.032	1.9	.075	20	290	DIN 6537 L
12.70	.500	40.0	1.575	3	14	460.1-1270-038A1-XM	☆	☆	☆	☆	☆	☆	14.0	.551	107	4.213	105.1	4.138	60	2.362	1.9	.075	20	290	DIN 6537 K
12.70	.500	61.8	2.433	4	14	460.1-1270-064A1-XM	☆	☆	☆	☆	☆	☆	14.0	.551	124	4.882	122.1	4.807	77	3.032	1.9	.075	20	290	DIN 6537 L
12.70	.500	103.5	4.075	8	14	460.1-1270-095A1-XM	☆	☆	☆	☆	☆	☆	14.0	.551	202	7.953	200.1	7.878	151	5.945	1.9	.075	20	290	COROMANT
12.80	.504	40.3	1.587	3	14	460.1-1280-038A1-XM	☆	☆	☆	☆	☆	☆	14.0	.551	107	4.213	105.1	4.138	60	2.362	1.9	.075	20	290	DIN 6537 K
12.80	.504	61.6	2.425	4	14	460.1-1280-064A1-XM	☆	☆	☆	☆	☆	☆	14.0	.551	124	4.882	122.1	4.807	77	3.032	1.9	.075	20	290	DIN 6537 L
12.80	.504	104.3	4.106	8	14	460.1-1280-096A1-XM	☆	☆	☆	☆	☆	☆	14.0	.551	202	7.953	200.1	7.878	151	5.945	1.9	.075	20	290	COROMANT
12.90	.508	61.5	2.421	4	14	460.1-1290-065A1-XM	☆	☆	☆	☆	☆	☆	14.0	.551	124	4.882	122.1	4.807	77	3.032	1.9	.075	20	290	DIN 6537 L
13.00	.512	40.9	1.610	3	14	460.1-1300-039A1-XM	☆	☆	☆	☆	☆	☆	14.0	.551	107	4.213	105.1	4.138	60	2.362	1.9	.075	20	290	DIN 6537 K
13.00	.512	61.4	2.417	4	14	460.1-1300-065A1-XM	☆	☆	☆	☆	☆	☆	14.0	.551	124	4.882	122.1	4.807	77	3.032	1.9	.075	20	290	DIN 6537 L
13.00	.512	105.9	4.169	8	14	460.1-1300-098A1-XM	☆	☆	☆	☆	☆	☆	14.0	.551	202	7.953	200.1	7.878	151	5.945	1.9	.075	20	290	COROMANT
13.10	.516	41.2	1.622	3	14	460.1-1310-039A1-XM	☆	☆	☆	☆	☆	☆	14.0	.551	107	4.213	105.0	4.134	60	2.362	2.0	.079	20	290	DIN 6537 K
13.10	.516	61.3	2.413	4	14	460.1-1310-066A1-XM	☆	☆	☆	☆	☆	☆	14.0	.551	124	4.882	122.0	4.803	77	3.032	2.0	.079	20	290	DIN 6537 L
13.10	.516	106.7	4.201	8	14	460.1-1310-098A1-XM	☆	☆	☆	☆	☆	☆	14.0	.551	202	7.953	200.0	7.874	151	5.945	2.0	.079	20	290	COROMANT
13.25	.522	61.1	2.406	4	14	460.1-1325-066A1-XM	☆	☆	☆	☆	☆	☆	14.0	.551	124	4.882	122.0	4.803	77	3.032	2.0	.079	20	290	DIN 6537 L
13.40	.528	60.9	2.398	4	14	460.1-1340-067A1-XM	☆	☆	☆	☆	☆	☆	14.0	.551	124	4.882	122.0	4.803	77	3.032	2.0	.079	20	290	DIN 6537 L

Conditions de coupe: www.sandvik.coromant.com

E9 E28 E14

FRE

Foret carbure monobloc CoroDrill® 460

Multi-matières

Adduction interne de liquide de coupe

TCHA H9
SIG 140°

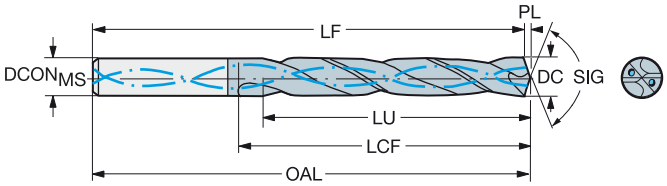

DC	DC"	LU	LU"	ULDR	CZCMS	Référence de commande	P GC34	M GC34	K GC34	N GC34	S GC34	H GC34	Dimensions, mm, pouce DCONMS	DCONMS"	OAL	OAL"	LF	LF"	LCF	LCF"	PL	PL"	BAR	PSI	BSG
13.49	.531	42.5	1.673	3	14	460.1-1349-041A1-XM	☆	☆	☆	☆	☆	☆	14.0	.551	107	4.213	105.0	4.134	60	2.362	2.0	.079	20	290	DIN 6537 K
13.49	.531	60.8	2.394	4	14	460.1-1349-061A1-XM	☆	☆	☆	☆	☆	☆	14.0	.551	124	4.882	122.0	4.803	77	3.032	2.0	.079	20	290	DIN 6537 L
13.49	.531	110.0	4.331	8	14	460.1-1349-101A1-XM	☆	☆	☆	☆	☆	☆	14.0	.551	202	7.953	200.0	7.874	151	5.945	2.0	.079	20	290	COROMANT
13.50	.531	42.5	1.673	3	14	460.1-1350-041A1-XM	☆	☆	☆	☆	☆	☆	14.0	.551	107	4.213	105.0	4.134	60	2.362	2.0	.079	20	290	DIN 6537 K
13.50	.531	60.8	2.394	4	14	460.1-1350-061A1-XM	☆	☆	☆	☆	☆	☆	14.0	.551	124	4.882	122.0	4.803	77	3.032	2.0	.079	20	290	DIN 6537 L
13.50	.531	110.0	4.331	8	14	460.1-1350-101A1-XM	☆	☆	☆	☆	☆	☆	14.0	.551	202	7.953	200.0	7.874	151	5.945	2.0	.079	20	290	COROMANT
13.65	.537	60.6	2.386	4	14	460.1-1365-061A1-XM	☆	☆	☆	☆	☆	☆	14.0	.551	124	4.882	122.0	4.803	77	3.032	2.0	.079	20	290	DIN 6537 L
13.70	.539	111.6	4.394	8	14	460.1-1370-103A1-XM	☆	☆	☆	☆	☆	☆	14.0	.551	202	7.953	200.0	7.874	151	5.945	2.0	.079	20	290	COROMANT
13.80	.543	43.4	1.709	3	14	460.1-1380-041A1-XM	☆	☆	☆	☆	☆	☆	14.0	.551	107	4.213	104.9	4.130	60	2.362	2.1	.083	20	290	DIN 6537 K
13.80	.543	60.4	2.378	4	14	460.1-1380-062A1-XM	☆	☆	☆	☆	☆	☆	14.0	.551	124	4.882	121.9	4.799	77	3.032	2.1	.083	20	290	DIN 6537 L
13.89	.547	43.3	1.705	3	14	460.1-1389-042A1-XM	☆	☆	☆	☆	☆	☆	14.0	.551	107	4.213	104.9	4.130	60	2.362	2.1	.083	20	290	DIN 6537 K
13.89	.547	60.3	2.374	4	14	460.1-1389-063A1-XM	☆	☆	☆	☆	☆	☆	14.0	.551	124	4.882	121.9	4.799	77	3.032	2.1	.083	20	290	DIN 6537 L
14.00	.551	44.1	1.736	3	14	460.1-1400-042A1-XM	☆	☆	☆	☆	☆	☆	14.0	.551	107	4.213	104.9	4.130	60	2.362	2.1	.083	20	290	DIN 6537 K
14.00	.551	63.0	2.480	4	14	460.1-1400-063A1-XM	☆	☆	☆	☆	☆	☆	14.0	.551	124	4.882	121.9	4.799	77	3.032	2.1	.083	20	290	DIN 6537 L
14.00	.551	114.1	4.492	8	14	460.1-1400-105A1-XM	☆	☆	☆	☆	☆	☆	14.0	.551	202	7.953	199.9	7.870	151	5.945	2.1	.083	20	290	COROMANT
14.10	.555	68.9	2.713	4	16	460.1-1410-063A1-XM	☆	☆	☆	☆	☆	☆	16.0	.630	133	5.236	130.9	5.154	83	3.268	2.1	.083	20	290	DIN 6537 L
14.20	.559	115.7	4.555	8	16	460.1-1420-107A1-XM	☆	☆	☆	☆	☆	☆	16.0	.630	227	8.937	224.9	8.854	172	6.772	2.1	.083	20	290	COROMANT
14.25	.561	44.9	1.768	3	16	460.1-1425-043A1-XM	☆	☆	☆	☆	☆	☆	16.0	.630	115	4.528	112.9	4.445	65	2.559	2.1	.083	20	290	DIN 6537 K
14.25	.561	68.8	2.709	4	16	460.1-1425-071A1-XM	☆	☆	☆	☆	☆	☆	16.0	.630	133	5.236	130.9	5.154	83	3.268	2.1	.083	20	290	DIN 6537 L
14.25	.561	116.1	4.571	8	16	460.1-1425-107A1-XM	☆	☆	☆	☆	☆	☆	16.0	.630	227	8.937	224.9	8.854	172	6.772	2.1	.083	20	290	COROMANT
14.29	.563	45.0	1.772	3	16	460.1-1429-043A1-XM	☆	☆	☆	☆	☆	☆	16.0	.630	115	4.528	112.9	4.445	65	2.559	2.1	.083	20	290	DIN 6537 K
14.29	.563	68.7	2.705	4	16	460.1-1429-072A1-XM	☆	☆	☆	☆	☆	☆	16.0	.630	133	5.236	130.9	5.154	83	3.268	2.1	.083	20	290	DIN 6537 L
14.29	.563	116.4	4.583	8	16	460.1-1429-107A1-XM	☆	☆	☆	☆	☆	☆	16.0	.630	227	8.937	224.9	8.854	172	6.772	2.1	.083	20	290	COROMANT
14.30	.563	68.7	2.705	4	16	460.1-1430-072A1-XM	☆	☆	☆	☆	☆	☆	16.0	.630	133	5.236	130.9	5.154	83	3.268	2.1	.083	20	290	DIN 6537 L
14.50	.571	45.7	1.799	3	16	460.1-1450-044A1-XM	☆	☆	☆	☆	☆	☆	16.0	.630	115	4.528	112.8	4.441	65	2.559	2.2	.087	20	290	DIN 6537 K
14.50	.571	68.5	2.697	4	16	460.1-1450-073A1-XM	☆	☆	☆	☆	☆	☆	16.0	.630	133	5.236	130.8	5.150	83	3.268	2.2	.087	20	290	DIN 6537 L
14.50	.571	118.2	4.654	8	16	460.1-1450-109A1-XM	☆	☆	☆	☆	☆	☆	16.0	.630	227	8.937	224.8	8.850	172	6.772	2.2	.087	20	290	COROMANT
14.60	.575	68.4	2.693	4	16	460.1-1460-073A1-XM	☆	☆	☆	☆	☆	☆	16.0	.630	133	5.236	130.8	5.150	83	3.268	2.2	.087	20	290	DIN 6537 L
14.68	.578	46.2	1.819	3	16	460.1-1468-044A1-XM	☆	☆	☆	☆	☆	☆	16.0	.630	115	4.528	112.8	4.441	65	2.559	2.2	.087	20	290	DIN 6537 K
14.68	.578	68.3	2.689	4	16	460.1-1468-073A1-XM	☆	☆	☆	☆	☆	☆	16.0	.630	133	5.236	130.8	5.150	83	3.268	2.2	.087	20	290	DIN 6537 L
14.70	.579	119.8	4.717	8	16	460.1-1470-110A1-XM	☆	☆	☆	☆	☆	☆	16.0	.630	227	8.937	224.8	8.850	172	6.772	2.2	.087	20	290	COROMANT
14.75	.581	68.3	2.689	4	16	460.1-1475-066A1-XM	☆	☆	☆	☆	☆	☆	16.0	.630	133	5.236	130.8	5.150	83	3.268	2.2	.087	20	290	DIN 6537 L
14.80	.583	46.6	1.835	3	16	460.1-1480-044A1-XM	☆	☆	☆	☆	☆	☆	16.0	.630	115	4.528	112.8	4.441	65	2.559	2.2	.087	20	290	DIN 6537 K
14.80	.583	68.2	2.685	4	16	460.1-1480-067A1-XM	☆	☆	☆	☆	☆	☆	16.0	.630	133	5.236	130.8	5.150	83	3.268	2.2	.087	20	290	DIN 6537 L
15.00	.591	47.2	1.858	3	16	460.1-1500-045A1-XM	☆	☆	☆	☆	☆	☆	16.0	.630	115	4.528	112.8	4.441	65	2.559	2.2	.087	20	290	DIN 6537 K
15.00	.591	68.0	2.677	4	16	460.1-1500-068A1-XM	☆	☆	☆	☆	☆	☆	16.0	.630	133	5.236	130.8	5.150	83	3.268	2.2	.087	20	290	DIN 6537 L
15.00	.591	122.2	4.811	8	16	460.1-1500-113A1-XM	☆	☆	☆	☆	☆	☆	16.0	.630	227	8.937	224.8	8.850	172	6.772	2.2	.087	20	290	COROMANT
15.08	.594	47.5	1.870	3	16	460.1-1508-045A1-XM	☆	☆	☆	☆	☆	☆	16.0	.630	115	4.528	112.8	4.441	65	2.559	2.2	.087	20	290	DIN 6537 K
15.08	.594	67.9	2.673	4	16	460.1-1508-068A1-XM	☆	☆	☆	☆	☆	☆	16.0	.630	133	5.236	130.8	5.150	83	3.268	2.2	.087	20	290	DIN 6537 L
15.08	.594	122.9	4.839	8	16	460.1-1508-113A1-XM	☆	☆	☆	☆	☆	☆	16.0	.630	227	8.937	224.8	8.850	172	6.772	2.2	.087	20	290	COROMANT
15.10	.594	47.6	1.874	3	16	460.1-1510-045A1-XM	☆	☆	☆	☆	☆	☆	16.0	.630	115	4.528	112.7	4.437	65	2.559	2.3	.091	20	290	DIN 6537 K
15.10	.594	67.9	2.673	4	16	460.1-1510-068A1-XM	☆	☆	☆	☆	☆	☆	16.0	.630	133	5.236	130.7	5.146	83	3.268	2.3	.091	20	290	DIN 6537 L
15.10	.594	123.1	4.846	8	16	460.1-1510-113A1-XM	☆	☆	☆	☆	☆	☆	16.0	.630	227	8.937	224.7	8.846	172	6.772	2.3	.091	20	290	COROMANT
15.25	.600	67.8	2.669	4	16	460.1-1525-069A1-XM	☆	☆	☆	☆	☆	☆	16.0	.630	133	5.236	130.7	5.146	83	3.268	2.3	.091	20	290	DIN 6537 L
15.30	.602	67.7	2.665	4	16	460.1-1530-069A1-XM	☆	☆	☆	☆	☆	☆	16.0	.630	133	5.236	130.7	5.146	83	3.268	2.3	.091	20	290	DIN 6537 L
15.50	.610	48.8	1.921	3	16	460.1-1550-047A1-XM	☆	☆	☆	☆	☆	☆	16.0	.630	115	4.528	112.7	4.437	65	2.559	2.3	.091	20	290	DIN 6537 K
15.50	.610	67.5	2.657	4	16	460.1-1550-070A1-XM	☆	☆	☆	☆	☆	☆	16.0	.630	133	5.236	130.7	5.146	83	3.268	2.3	.091	20	290	DIN 6537 L
15.50	.610	126.3	4.972	8	16	460.1-1550-116A1-XM	☆	☆	☆	☆	☆	☆	16.0	.630	227	8.937	224.7	8.846	172	6.772	2.3	.091	20	290	COROMANT
15.60	.614	67.4	2.654	4	16	460.1-1560-070A1-XM	☆	☆	☆	☆	☆	☆	16.0	.630	133	5.236	130.7	5.146	83	3.268	2.3	.091	20	290	DIN 6537 L
15.70	.618	127.9	5.035	8	16	460.1-1570-118A1-XM	☆	☆	☆	☆	☆	☆	16.0	.630	227	8.937	224.7	8.846	172	6.772	2.3	.091	20	290	COROMANT
15.80	.622	49.2	1.937	3	16	460.1-1580-047A1-XM	☆	☆	☆	☆	☆	☆	16.0	.630	115	4.528	112.6	4.433	65	2.559	2.4	.094	20	290	DIN 6537 K
15.80	.622	67.2	2.646	4	16	460.1-1580-071A1-XM	☆	☆	☆	☆	☆	☆	16.0	.630	133	5.236	130.6	5.142	83	3.268	2.4	.094	20	290	DIN 6537 L

Conditions de coupe: www.sandvik.coromant.com

E9 E28 E14

Foret carbure monobloc CoroDrill® 460

Multi-matières

Adduction interne de liquide de coupe

TCHA H9
SIG 140°

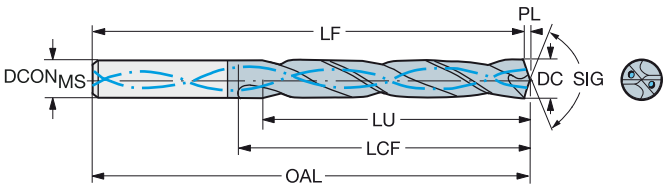

							P	M	K	N	S	H	Dimensions, mm, pouce											
DC	DC"	LU	LU"	ULDR	CZC_{MS}	Référence de commande	GC34	GC34	GC34	GC34	GC34	GC34	$DCON_{MS}$	$DCON_{MS}$"	OAL	OAL"	LF	LF"	LCF	LCF"	PL	PL"	BAR	PSI	BSG
15.88	.625	49.1	1.933	3	16	460.1-1588-048A1-XM	☆	☆	☆	☆	☆	☆	16.0	.630	115	4.528	112.6	4.433	65	2.559	2.4	.094	20	290	DIN 6537 K
15.88	.625	67.1	2.642	4	16	460.1-1588-071A1-XM	☆	☆	☆	☆	☆	☆	16.0	.630	133	5.236	130.6	5.142	83	3.268	2.4	.094	20	290	DIN 6537 L
15.88	.625	129.4	5.094	8	16	460.1-1588-119A1-XM	☆	☆	☆	☆	☆	☆	16.0	.630	227	8.937	224.6	8.843	172	6.772	2.4	.094	20	290	COROMANT
16.00	.630	49.0	1.929	3	16	460.1-1600-048A1-XM	☆	☆	☆	☆	☆	☆	16.0	.630	115	4.528	112.6	4.433	65	2.559	2.4	.094	20	290	DIN 6537 K
16.00	.630	67.0	2.638	4	16	460.1-1600-072A1-XM	☆	☆	☆	☆	☆	☆	16.0	.630	133	5.236	130.6	5.142	83	3.268	2.4	.094	20	290	DIN 6537 L
16.00	.630	130.4	5.134	8	16	460.1-1600-120A1-XM	☆	☆	☆	☆	☆	☆	16.0	.630	227	8.937	224.6	8.843	172	6.772	2.4	.094	20	290	COROMANT
16.10	.634	76.9	3.028	4	18	460.1-1610-072A1-XM	☆	☆	☆	☆	☆	☆	18.0	.709	143	5.630	140.6	5.535	93	3.661	2.4	.094	20	290	DIN 6537 L
16.27	.641	51.2	2.016	3	18	460.1-1627-049A1-XM	☆	☆	☆	☆	☆	☆	18.0	.709	123	4.843	120.6	4.748	73	2.874	2.4	.094	20	290	DIN 6537 K
16.27	.641	76.7	3.020	4	18	460.1-1627-081A1-XM	☆	☆	☆	☆	☆	☆	18.0	.709	143	5.630	140.6	5.535	93	3.661	2.4	.094	20	290	DIN 6537 L
16.50	.650	52.0	2.047	3	18	460.1-1650-050A1-XM	☆	☆	☆	☆	☆	☆	18.0	.709	123	4.843	120.5	4.744	73	2.874	2.5	.098	20	290	DIN 6537 K
16.50	.650	76.5	3.012	4	18	460.1-1650-074A1-XM	☆	☆	☆	☆	☆	☆	18.0	.709	143	5.630	140.5	5.532	93	3.661	2.5	.098	20	290	DIN 6537 L
16.67	.656	52.5	2.067	3	18	460.1-1667-050A1-XM	☆	☆	☆	☆	☆	☆	18.0	.709	123	4.843	120.5	4.744	73	2.874	2.5	.098	20	290	DIN 6537 K
16.67	.656	76.3	3.004	4	18	460.1-1667-075A1-XM	☆	☆	☆	☆	☆	☆	18.0	.709	143	5.630	140.5	5.532	93	3.661	2.5	.098	20	290	DIN 6537 L
16.80	.661	76.2	3.000	4	18	460.1-1680-076A1-XM	☆	☆	☆	☆	☆	☆	18.0	.709	143	5.630	140.5	5.532	93	3.661	2.5	.098	20	290	DIN 6537 L
17.00	.669	53.5	2.106	3	18	460.1-1700-051A1-XM	☆	☆	☆	☆	☆	☆	18.0	.709	123	4.843	120.5	4.744	73	2.874	2.5	.098	20	290	DIN 6537 K
17.00	.669	76.0	2.992	4	18	460.1-1700-077A1-XM	☆	☆	☆	☆	☆	☆	18.0	.709	143	5.630	140.5	5.532	93	3.661	2.5	.098	20	290	DIN 6537 L
17.00	.669	138.5	5.453	8	18	460.1-1700-128A1-XM	☆	☆	☆	☆	☆	☆	18.0	.709	246	9.685	243.5	9.587	194	7.638	2.5	.098	20	290	COROMANT
17.07	.672	53.7	2.114	3	18	460.1-1707-051A1-XM	☆	☆	☆	☆	☆	☆	18.0	.709	123	4.843	120.5	4.744	73	2.874	2.5	.098	20	290	DIN 6537 K
17.07	.672	75.9	2.988	4	18	460.1-1707-077A1-XM	☆	☆	☆	☆	☆	☆	18.0	.709	143	5.630	140.5	5.532	93	3.661	2.5	.098	20	290	DIN 6537 L
17.46	.687	75.5	2.972	4	18	460.1-1746-079A1-XM	☆	☆	☆	☆	☆	☆	18.0	.709	143	5.630	140.4	5.528	93	3.661	2.6	.102	20	290	DIN 6537 L
17.50	.689	55.1	2.169	3	18	460.1-1750-053A1-XM	☆	☆	☆	☆	☆	☆	18.0	.709	123	4.843	120.4	4.740	73	2.874	2.6	.102	20	290	DIN 6537 K
17.50	.689	75.5	2.972	4	18	460.1-1750-079A1-XM	☆	☆	☆	☆	☆	☆	18.0	.709	143	5.630	140.4	5.528	93	3.661	2.6	.102	20	290	DIN 6537 L
17.50	.689	142.6	5.614	8	18	460.1-1750-131A1-XM	☆	☆	☆	☆	☆	☆	18.0	.709	246	9.685	243.4	9.583	194	7.638	2.6	.102	20	290	COROMANT
17.80	.701	75.2	2.961	4	18	460.1-1780-080A1-XM	☆	☆	☆	☆	☆	☆	18.0	.709	143	5.630	140.3	5.524	93	3.661	2.7	.106	20	290	DIN 6537 L
17.86	.703	55.1	2.169	3	18	460.1-1786-054A1-XM	☆	☆	☆	☆	☆	☆	18.0	.709	123	4.843	120.3	4.736	73	2.874	2.7	.106	20	290	DIN 6537 K
18.00	.709	56.7	2.232	3	18	460.1-1800-054A1-XM	☆	☆	☆	☆	☆	☆	18.0	.709	123	4.843	120.3	4.736	73	2.874	2.7	.106	20	290	DIN 6537 K
18.00	.709	78.6	3.094	4	18	460.1-1800-081A1-XM	☆	☆	☆	☆	☆	☆	18.0	.709	143	5.630	140.3	5.524	93	3.661	2.7	.106	20	290	DIN 6537 L
18.00	.709	146.7	5.776	8	18	460.1-1800-135A1-XM	☆	☆	☆	☆	☆	☆	18.0	.709	246	9.685	243.3	9.579	194	7.638	2.7	.106	20	290	COROMANT
18.26	.719	57.5	2.264	3	20	460.1-1826-055A1-XM	☆	☆	☆	☆	☆	☆	20.0	.787	131	5.157	128.3	5.051	79	3.110	2.7	.106	20	290	DIN 6537 K
18.26	.719	86.4	3.402	4	20	460.1-1826-082A1-XM	☆	☆	☆	☆	☆	☆	20.0	.787	153	6.024	150.3	5.917	101	3.976	2.7	.106	20	290	DIN 6537 L
18.50	.728	58.3	2.295	3	20	460.1-1850-056A1-XM	☆	☆	☆	☆	☆	☆	20.0	.787	131	5.157	128.2	5.047	79	3.110	2.8	.110	20	290	DIN 6537 K
18.50	.728	86.2	3.394	4	20	460.1-1850-083A1-XM	☆	☆	☆	☆	☆	☆	20.0	.787	153	6.024	150.2	5.913	101	3.976	2.8	.110	20	290	DIN 6537 L
18.65	.734	58.7	2.311	3	20	460.1-1865-056A1-XM	☆	☆	☆	☆	☆	☆	20.0	.787	131	5.157	128.2	5.047	79	3.110	2.8	.110	20	290	DIN 6537 K
18.65	.734	86.1	3.390	4	20	460.1-1865-084A1-XM	☆	☆	☆	☆	☆	☆	20.0	.787	153	6.024	150.2	5.913	101	3.976	2.8	.110	20	290	DIN 6537 L
18.80	.740	59.2	2.331	3	20	460.1-1880-056A1-XM	☆	☆	☆	☆	☆	☆	20.0	.787	131	5.157	128.2	5.047	79	3.110	2.8	.110	20	290	DIN 6537 K
19.00	.748	59.8	2.354	3	20	460.1-1900-057A1-XM	☆	☆	☆	☆	☆	☆	20.0	.787	131	5.157	128.2	5.047	79	3.110	2.8	.110	20	290	DIN 6537 K
19.00	.748	85.8	3.378	4	20	460.1-1900-086A1-XM	☆	☆	☆	☆	☆	☆	20.0	.787	153	6.024	150.2	5.913	101	3.976	2.8	.110	20	290	DIN 6537 L
19.00	.748	154.8	6.094	8	20	460.1-1900-143A1-XM	☆	☆	☆	☆	☆	☆	20.0	.787	269	10.591	266.2	10.480	215	8.465	2.8	.110	20	290	COROMANT
19.05	.750	60.0	2.362	3	20	460.1-1905-057A1-XM	☆	☆	☆	☆	☆	☆	20.0	.787	131	5.157	128.2	5.047	79	3.110	2.8	.110	20	290	DIN 6537 K
19.05	.750	85.8	3.378	4	20	460.1-1905-086A1-XM	☆	☆	☆	☆	☆	☆	20.0	.787	153	6.024	150.2	5.913	101	3.976	2.8	.110	20	290	DIN 6537 L
19.25	.758	85.6	3.370	4	20	460.1-1925-087A1-XM	☆	☆	☆	☆	☆	☆	20.0	.787	153	6.024	150.1	5.909	101	3.976	2.9	.114	20	290	DIN 6537 L
19.50	.768	61.4	2.417	3	20	460.1-1950-059A1-XM	☆	☆	☆	☆	☆	☆	20.0	.787	131	5.157	128.1	5.043	79	3.110	2.9	.114	20	290	DIN 6537 K
19.50	.768	85.4	3.362	4	20	460.1-1950-088A1-XM	☆	☆	☆	☆	☆	☆	20.0	.787	153	6.024	150.1	5.909	101	3.976	2.9	.114	20	290	DIN 6537 L
19.50	.768	158.9	6.256	8	20	460.1-1950-146A1-XM	☆	☆	☆	☆	☆	☆	20.0	.787	269	10.591	266.1	10.476	215	8.465	2.9	.114	20	290	COROMANT
19.80	.780	62.4	2.457	3	20	460.1-1980-059A1-XM	☆	☆	☆	☆	☆	☆	20.0	.787	131	5.157	128.0	5.039	79	3.110	3.0	.118	20	290	DIN 6537 K
19.80	.780	85.2	3.354	4	20	460.1-1980-089A1-XM	☆	☆	☆	☆	☆	☆	20.0	.787	153	6.024	150.0	5.906	101	3.976	3.0	.118	20	290	DIN 6537 L
20.00	.787	63.0	2.480	3	20	460.1-2000-060A1-XM	☆	☆	☆	☆	☆	☆	20.0	.787	131	5.157	128.0	5.039	79	3.110	3.0	.118	20	290	DIN 6537 K
20.00	.787	85.0	3.346	4	20	460.1-2000-090A1-XM	☆	☆	☆	☆	☆	☆	20.0	.787	153	6.024	150.0	5.906	101	3.976	3.0	.118	20	290	DIN 6537 L
20.00	.787	163.0	6.417	8	20	460.1-2000-150A1-XM	☆	☆	☆	☆	☆	☆	20.0	.787	269	10.591	266.0	10.472	215	8.465	3.0	.118	20	290	COROMANT

Conditions de coupe: www.sandvik.coromant.com

E9 E28 E14

Foret carbure monobloc CoroDrill® 460

Multi-matières

Adduction externe de liquide de coupe

TCHA H9
SIG 140°

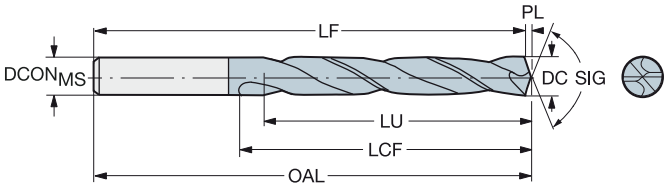

DC	DC"	LU	LU"	ULDR	CZC$_{MS}$	Référence de commande	P GC34	M GC34	K GC34	N GC34	S GC34	H GC34	DCON$_{MS}$	DCON$_{MS}$"	OAL	OAL"	LF	LF"	LCF	LCF"	PL	PL"	BSG
3.00	.118	9.4	.370	3	6	460.1-0300-009A0-XM	☆	☆	☆	☆	☆	☆	6.0	.236	62	2.441	61.6	2.425	20	.787	0.4	.016	DIN 6537 K
3.00	.118	15.4	.606	5	6	460.1-0300-015A0-XM	☆	☆	☆	☆	☆	☆	6.0	.236	66	2.598	65.6	2.583	28	1.102	0.4	.016	DIN 6537 L
3.10	.122	9.7	.382	3	6	460.1-0310-009A0-XM	☆	☆	☆	☆	☆	☆	6.0	.236	62	2.441	61.6	2.425	20	.787	0.4	.016	DIN 6537 K
3.10	.122	15.9	.626	5	6	460.1-0310-016A0-XM	☆	☆	☆	☆	☆	☆	6.0	.236	66	2.598	65.6	2.583	28	1.102	0.4	.016	DIN 6537 L
3.18	.125	10.0	.394	3	6	460.1-0318-010A0-XM	☆	☆	☆	☆	☆	☆	6.0	.236	62	2.441	61.5	2.421	20	.787	0.5	.020	DIN 6537 K
3.18	.125	16.3	.642	5	6	460.1-0318-016A0-XM	☆	☆	☆	☆	☆	☆	6.0	.236	66	2.598	65.5	2.579	28	1.102	0.5	.020	DIN 6537 L
3.20	.126	10.1	.398	3	6	460.1-0320-010A0-XM	☆	☆	☆	☆	☆	☆	6.0	.236	62	2.441	61.5	2.421	20	.787	0.5	.020	DIN 6537 K
3.20	.126	16.5	.650	5	6	460.1-0320-016A0-XM	☆	☆	☆	☆	☆	☆	6.0	.236	66	2.598	65.5	2.579	28	1.102	0.5	.020	DIN 6537 L
3.30	.130	10.4	.409	3	6	460.1-0330-010A0-XM	☆	☆	☆	☆	☆	☆	6.0	.236	62	2.441	61.5	2.421	20	.787	0.5	.020	DIN 6537 K
3.30	.130	17.0	.669	5	6	460.1-0330-017A0-XM	☆	☆	☆	☆	☆	☆	6.0	.236	66	2.598	65.5	2.579	28	1.102	0.5	.020	DIN 6537 L
3.40	.134	10.7	.421	3	6	460.1-0340-010A0-XM	☆	☆	☆	☆	☆	☆	6.0	.236	62	2.441	61.5	2.421	20	.787	0.5	.020	DIN 6537 K
3.40	.134	17.5	.689	5	6	460.1-0340-017A0-XM	☆	☆	☆	☆	☆	☆	6.0	.236	66	2.598	65.5	2.579	28	1.102	0.5	.020	DIN 6537 L
3.50	.138	11.0	.433	3	6	460.1-0350-011A0-XM	☆	☆	☆	☆	☆	☆	6.0	.236	62	2.441	61.5	2.421	20	.787	0.5	.020	DIN 6537 K
3.50	.138	18.0	.709	5	6	460.1-0350-018A0-XM	☆	☆	☆	☆	☆	☆	6.0	.236	66	2.598	65.5	2.579	28	1.102	0.5	.020	DIN 6537 L
3.57	.141	11.2	.441	3	6	460.1-0357-011A0-XM	☆	☆	☆	☆	☆	☆	6.0	.236	62	2.441	61.5	2.421	20	.787	0.5	.020	DIN 6537 K
3.60	.142	11.3	.445	3	6	460.1-0360-011A0-XM	☆	☆	☆	☆	☆	☆	6.0	.236	62	2.441	61.5	2.421	20	.787	0.5	.020	DIN 6537 K
3.70	.146	11.6	.457	3	6	460.1-0370-011A0-XM	☆	☆	☆	☆	☆	☆	6.0	.236	62	2.441	61.5	2.421	20	.787	0.5	.020	DIN 6537 K
3.70	.146	19.0	.748	5	6	460.1-0370-019A0-XM	☆	☆	☆	☆	☆	☆	6.0	.236	66	2.598	65.5	2.579	28	1.102	0.5	.020	DIN 6537 L
3.80	.150	11.9	.469	3	6	460.1-0380-011A0-XM	☆	☆	☆	☆	☆	☆	6.0	.236	66	2.598	65.5	2.579	24	.945	0.5	.020	DIN 6537 K
3.80	.150	19.5	.768	5	6	460.1-0380-019A0-XM	☆	☆	☆	☆	☆	☆	6.0	.236	74	2.913	73.5	2.894	36	1.417	0.5	.020	DIN 6537 L
3.90	.154	12.3	.484	3	6	460.1-0390-012A0-XM	☆	☆	☆	☆	☆	☆	6.0	.236	66	2.598	65.4	2.575	24	.945	0.6	.024	DIN 6537 K
3.97	.156	12.5	.492	3	6	460.1-0397-012A0-XM	☆	☆	☆	☆	☆	☆	6.0	.236	66	2.598	65.4	2.575	24	.945	0.6	.024	DIN 6537 K
3.97	.156	20.4	.803	5	6	460.1-0397-020A0-XM	☆	☆	☆	☆	☆	☆	6.0	.236	74	2.913	73.4	2.890	36	1.417	0.6	.024	DIN 6537 L
4.00	.157	12.6	.496	3	6	460.1-0400-012A0-XM	☆	☆	☆	☆	☆	☆	6.0	.236	66	2.598	65.4	2.575	24	.945	0.6	.024	DIN 6537 K
4.00	.157	20.6	.811	5	6	460.1-0400-020A0-XM	☆	☆	☆	☆	☆	☆	6.0	.236	74	2.913	73.4	2.890	36	1.417	0.6	.024	DIN 6537 L
4.10	.161	12.9	.508	3	6	460.1-0410-012A0-XM	☆	☆	☆	☆	☆	☆	6.0	.236	66	2.598	65.4	2.575	24	.945	0.6	.024	DIN 6537 K
4.10	.161	21.1	.831	5	6	460.1-0410-021A0-XM	☆	☆	☆	☆	☆	☆	6.0	.236	74	2.913	73.4	2.890	36	1.417	0.6	.024	DIN 6537 L
4.20	.165	13.2	.520	3	6	460.1-0420-013A0-XM	☆	☆	☆	☆	☆	☆	6.0	.236	66	2.598	65.4	2.575	24	.945	0.6	.024	DIN 6537 K
4.20	.165	21.6	.850	5	6	460.1-0420-021A0-XM	☆	☆	☆	☆	☆	☆	6.0	.236	74	2.913	73.4	2.890	36	1.417	0.6	.024	DIN 6537 L
4.30	.169	13.5	.531	3	6	460.1-0430-013A0-XM	☆	☆	☆	☆	☆	☆	6.0	.236	66	2.598	65.4	2.575	24	.945	0.6	.024	DIN 6537 K
4.30	.169	22.1	.870	5	6	460.1-0430-022A0-XM	☆	☆	☆	☆	☆	☆	6.0	.236	74	2.913	73.4	2.890	36	1.417	0.6	.024	DIN 6537 L
4.37	.172	13.7	.539	3	6	460.1-0437-013A0-XM	☆	☆	☆	☆	☆	☆	6.0	.236	66	2.598	65.4	2.575	24	.945	0.6	.024	DIN 6537 K
4.37	.172	22.5	.886	5	6	460.1-0437-022A0-XM	☆	☆	☆	☆	☆	☆	6.0	.236	74	2.913	73.4	2.890	36	1.417	0.6	.024	DIN 6537 L
4.40	.173	13.8	.543	3	6	460.1-0440-013A0-XM	☆	☆	☆	☆	☆	☆	6.0	.236	66	2.598	65.4	2.575	24	.945	0.6	.024	DIN 6537 K
4.40	.173	22.6	.890	5	6	460.1-0440-022A0-XM	☆	☆	☆	☆	☆	☆	6.0	.236	74	2.913	73.4	2.890	36	1.417	0.6	.024	DIN 6537 L
4.50	.177	14.2	.559	3	6	460.1-0450-014A0-XM	☆	☆	☆	☆	☆	☆	6.0	.236	66	2.598	65.3	2.571	24	.945	0.7	.028	DIN 6537 K
4.50	.177	23.2	.913	5	6	460.1-0450-023A0-XM	☆	☆	☆	☆	☆	☆	6.0	.236	74	2.913	73.3	2.886	36	1.417	0.7	.028	DIN 6537 L
4.60	.181	14.5	.571	3	6	460.1-0460-014A0-XM	☆	☆	☆	☆	☆	☆	6.0	.236	66	2.598	65.3	2.571	24	.945	0.7	.028	DIN 6537 K
4.60	.181	23.7	.933	5	6	460.1-0460-023A0-XM	☆	☆	☆	☆	☆	☆	6.0	.236	74	2.913	73.3	2.886	36	1.417	0.7	.028	DIN 6537 L
4.70	.185	14.6	.575	3	6	460.1-0470-014A0-XM	☆	☆	☆	☆	☆	☆	6.0	.236	66	2.598	65.3	2.571	24	.945	0.7	.028	DIN 6537 K
4.70	.185	24.2	.953	5	6	460.1-0470-024A0-XM	☆	☆	☆	☆	☆	☆	6.0	.236	74	2.913	73.3	2.886	36	1.417	0.7	.028	DIN 6537 L
4.76	.187	15.0	.591	3	6	460.1-0476-014A0-XM	☆	☆	☆	☆	☆	☆	6.0	.236	66	2.598	65.3	2.571	28	1.102	0.7	.028	DIN 6537 K
4.76	.187	24.5	.965	5	6	460.1-0476-024A0-XM	☆	☆	☆	☆	☆	☆	6.0	.236	82	3.228	81.3	3.201	44	1.732	0.7	.028	DIN 6537 L
4.80	.189	15.1	.594	3	6	460.1-0480-014A0-XM	☆	☆	☆	☆	☆	☆	6.0	.236	66	2.598	65.3	2.571	28	1.102	0.7	.028	DIN 6537 K
4.80	.189	24.7	.972	5	6	460.1-0480-024A0-XM	☆	☆	☆	☆	☆	☆	6.0	.236	82	3.228	81.3	3.201	44	1.732	0.7	.028	DIN 6537 L
4.90	.193	15.4	.606	3	6	460.1-0490-015A0-XM	☆	☆	☆	☆	☆	☆	6.0	.236	66	2.598	65.3	2.571	28	1.102	0.7	.028	DIN 6537 K
4.90	.193	25.2	.992	5	6	460.1-0490-025A0-XM	☆	☆	☆	☆	☆	☆	6.0	.236	82	3.228	81.3	3.201	44	1.732	0.7	.028	DIN 6537 L
5.00	.197	15.7	.618	3	6	460.1-0500-015A0-XM	☆	☆	☆	☆	☆	☆	6.0	.236	66	2.598	65.3	2.571	28	1.102	0.7	.028	DIN 6537 K
5.00	.197	25.7	1.012	5	6	460.1-0500-025A0-XM	☆	☆	☆	☆	☆	☆	6.0	.236	82	3.228	81.3	3.201	44	1.732	0.7	.028	DIN 6537 L
5.10	.201	16.0	.630	3	6	460.1-0510-015A0-XM	☆	☆	☆	☆	☆	☆	6.0	.236	66	2.598	65.3	2.571	28	1.102	0.7	.028	DIN 6537 K
5.10	.201	26.2	1.032	5	6	460.1-0510-026A0-XM	☆	☆	☆	☆	☆	☆	6.0	.236	82	3.228	81.3	3.201	44	1.732	0.7	.028	DIN 6537 L

Dimensions, mm, pouce

Conditions de coupe: www.sandvik.coromant.com

E9 E14

Foret carbure monobloc CoroDrill® 460

Multi-matières

Adduction externe de liquide de coupe

TCHA H9
SIG 140°

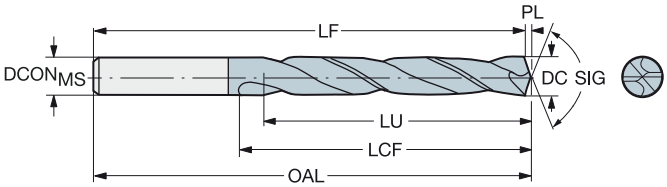

							P	M	K	N	S	H	Dimensions, mm, pouce									
DC	DC"	LU	LU"	ULDR	CZC_{MS}	Référence de commande	GC34	GC34	GC34	GC34	GC34	GC34	$DCON_{MS}$	$DCON_{MS}$"	OAL	OAL"	LF	LF"	LCF	LCF"	PL	PL"	BSG
5.16	.203	16.2	.638	3	6	460.1-0516-016A0-XM	☆	☆	☆	☆	☆	☆	6.0	.236	66	2.598	65.2	2.567	28	1.102	0.8	.031	DIN 6537 K
5.16	.203	26.5	1.043	5	6	460.1-0516-026A0-XM	☆	☆	☆	☆	☆	☆	6.0	.236	82	3.228	81.2	3.197	44	1.732	0.8	.031	DIN 6537 L
5.20	.205	16.4	.646	3	6	460.1-0520-016A0-XM	☆	☆	☆	☆	☆	☆	6.0	.236	66	2.598	65.2	2.567	28	1.102	0.8	.031	DIN 6537 K
5.20	.205	26.8	1.055	5	6	460.1-0520-026A0-XM	☆	☆	☆	☆	☆	☆	6.0	.236	82	3.228	81.2	3.197	44	1.732	0.8	.031	DIN 6537 L
5.50	.217	17.3	.681	3	6	460.1-0550-017A0-XM	☆	☆	☆	☆	☆	☆	6.0	.236	66	2.598	65.2	2.567	28	1.102	0.8	.031	DIN 6537 K
5.50	.217	28.3	1.114	5	6	460.1-0550-028A0-XM	☆	☆	☆	☆	☆	☆	6.0	.236	82	3.228	81.2	3.197	44	1.732	0.8	.031	DIN 6537 L
5.56	.219	17.5	.689	3	6	460.1-0556-017A0-XM	☆	☆	☆	☆	☆	☆	6.0	.236	66	2.598	65.2	2.567	28	1.102	0.8	.031	DIN 6537 K
5.56	.219	28.6	1.126	5	6	460.1-0556-028A0-XM	☆	☆	☆	☆	☆	☆	6.0	.236	82	3.228	81.2	3.197	44	1.732	0.8	.031	DIN 6537 L
5.60	.220	17.6	.693	3	6	460.1-0560-017A0-XM	☆	☆	☆	☆	☆	☆	6.0	.236	66	2.598	65.2	2.567	28	1.102	0.8	.031	DIN 6537 K
5.60	.220	28.8	1.134	5	6	460.1-0560-028A0-XM	☆	☆	☆	☆	☆	☆	6.0	.236	82	3.228	81.2	3.197	44	1.732	0.8	.031	DIN 6537 L
5.80	.228	17.6	.693	3	6	460.1-0580-017A0-XM	☆	☆	☆	☆	☆	☆	6.0	.236	66	2.598	65.1	2.563	28	1.102	0.9	.035	DIN 6537 K
5.80	.228	29.9	1.177	5	6	460.1-0580-029A0-XM	☆	☆	☆	☆	☆	☆	6.0	.236	82	3.228	81.1	3.193	44	1.732	0.9	.035	DIN 6537 L
5.95	.234	17.3	.681	2	6	460.1-0595-018A0-XM	☆	☆	☆	☆	☆	☆	6.0	.236	66	2.598	65.1	2.563	28	1.102	0.9	.035	DIN 6537 K
5.95	.234	30.6	1.205	5	6	460.1-0595-030A0-XM	☆	☆	☆	☆	☆	☆	6.0	.236	82	3.228	81.1	3.193	44	1.732	0.9	.035	DIN 6537 L
6.00	.236	18.9	.744	3	6	460.1-0600-018A0-XM	☆	☆	☆	☆	☆	☆	6.0	.236	66	2.598	65.1	2.563	28	1.102	0.9	.035	DIN 6537 K
6.00	.236	30.9	1.217	5	6	460.1-0600-030A0-XM	☆	☆	☆	☆	☆	☆	6.0	.236	82	3.228	81.1	3.193	44	1.732	0.9	.035	DIN 6537 L
6.10	.240	19.2	.756	3	8	460.1-0610-018A0-XM	☆	☆	☆	☆	☆	☆	8.0	.315	79	3.110	78.1	3.075	34	1.339	0.9	.035	DIN 6537 K
6.10	.240	31.4	1.236	5	8	460.1-0610-031A0-XM	☆	☆	☆	☆	☆	☆	8.0	.315	91	3.583	90.1	3.547	53	2.087	0.9	.035	DIN 6537 L
6.20	.244	19.5	.768	3	8	460.1-0620-019A0-XM	☆	☆	☆	☆	☆	☆	8.0	.315	79	3.110	78.1	3.075	34	1.339	0.9	.035	DIN 6537 K
6.20	.244	31.9	1.256	5	8	460.1-0620-031A0-XM	☆	☆	☆	☆	☆	☆	8.0	.315	91	3.583	90.1	3.547	53	2.087	0.9	.035	DIN 6537 L
6.30	.248	19.8	.780	3	8	460.1-0630-019A0-XM	☆	☆	☆	☆	☆	☆	8.0	.315	79	3.110	78.1	3.075	34	1.339	0.9	.035	DIN 6537 K
6.35	.250	20.0	.787	3	8	460.1-0635-019A0-XM	☆	☆	☆	☆	☆	☆	8.0	.315	79	3.110	78.1	3.075	34	1.339	0.9	.035	DIN 6537 K
6.35	.250	32.7	1.287	5	8	460.1-0635-032A0-XM	☆	☆	☆	☆	☆	☆	8.0	.315	91	3.583	90.1	3.547	53	2.087	0.9	.035	DIN 6537 L
6.40	.252	20.1	.791	3	8	460.1-0640-019A0-XM	☆	☆	☆	☆	☆	☆	8.0	.315	79	3.110	78.1	3.075	34	1.339	0.9	.035	DIN 6537 K
6.50	.256	20.5	.807	3	8	460.1-0650-020A0-XM	☆	☆	☆	☆	☆	☆	8.0	.315	79	3.110	78.0	3.071	34	1.339	1.0	.039	DIN 6537 K
6.50	.256	33.5	1.319	5	8	460.1-0650-033A0-XM	☆	☆	☆	☆	☆	☆	8.0	.315	91	3.583	90.0	3.543	53	2.087	1.0	.039	DIN 6537 L
6.60	.260	20.8	.819	3	8	460.1-0660-020A0-XM	☆	☆	☆	☆	☆	☆	8.0	.315	79	3.110	78.0	3.071	34	1.339	1.0	.039	DIN 6537 K
6.60	.260	34.0	1.339	5	8	460.1-0660-033A0-XM	☆	☆	☆	☆	☆	☆	8.0	.315	91	3.583	90.0	3.543	53	2.087	1.0	.039	DIN 6537 L
6.70	.264	21.1	.831	3	8	460.1-0670-020A0-XM	☆	☆	☆	☆	☆	☆	8.0	.315	79	3.110	78.0	3.071	34	1.339	1.0	.039	DIN 6537 K
6.70	.264	34.5	1.358	5	8	460.1-0670-034A0-XM	☆	☆	☆	☆	☆	☆	8.0	.315	91	3.583	90.0	3.543	53	2.087	1.0	.039	DIN 6537 L
6.75	.266	21.2	.835	3	8	460.1-0675-020A0-XM	☆	☆	☆	☆	☆	☆	8.0	.315	79	3.110	78.0	3.071	34	1.339	1.0	.039	DIN 6537 K
6.75	.266	34.7	1.366	5	8	460.1-0675-034A0-XM	☆	☆	☆	☆	☆	☆	8.0	.315	91	3.583	90.0	3.543	53	2.087	1.0	.039	DIN 6537 L
6.80	.268	21.4	.843	3	8	460.1-0680-020A0-XM	☆	☆	☆	☆	☆	☆	8.0	.315	79	3.110	78.0	3.071	34	1.339	1.0	.039	DIN 6537 K
6.80	.268	35.0	1.378	5	8	460.1-0680-034A0-XM	☆	☆	☆	☆	☆	☆	8.0	.315	91	3.583	90.0	3.543	53	2.087	1.0	.039	DIN 6537 L
6.90	.272	21.7	.854	3	8	460.1-0690-021A0-XM	☆	☆	☆	☆	☆	☆	8.0	.315	79	3.110	78.0	3.071	34	1.339	1.0	.039	DIN 6537 K
6.90	.272	35.5	1.398	5	8	460.1-0690-035A0-XM	☆	☆	☆	☆	☆	☆	8.0	.315	91	3.583	90.0	3.543	53	2.087	1.0	.039	DIN 6537 L
7.00	.276	22.0	.866	3	8	460.1-0700-021A0-XM	☆	☆	☆	☆	☆	☆	8.0	.315	79	3.110	78.0	3.071	34	1.339	1.0	.039	DIN 6537 K
7.00	.276	36.0	1.417	5	8	460.1-0700-035A0-XM	☆	☆	☆	☆	☆	☆	8.0	.315	91	3.583	90.0	3.543	53	2.087	1.0	.039	DIN 6537 L
7.10	.280	22.3	.878	3	8	460.1-0710-021A0-XM	☆	☆	☆	☆	☆	☆	8.0	.315	79	3.110	78.0	3.071	41	1.614	1.0	.039	DIN 6537 K
7.14	.281	22.5	.886	3	8	460.1-0714-021A0-XM	☆	☆	☆	☆	☆	☆	8.0	.315	79	3.110	77.9	3.067	41	1.614	1.1	.043	DIN 6537 K
7.14	.281	36.8	1.449	5	8	460.1-0714-036A0-XM	☆	☆	☆	☆	☆	☆	8.0	.315	91	3.583	89.9	3.539	53	2.087	1.1	.043	DIN 6537 L
7.30	.287	23.0	.906	3	8	460.1-0730-022A0-XM	☆	☆	☆	☆	☆	☆	8.0	.315	79	3.110	77.9	3.067	41	1.614	1.1	.043	DIN 6537 K
7.30	.287	37.6	1.480	5	8	460.1-0730-037A0-XM	☆	☆	☆	☆	☆	☆	8.0	.315	91	3.583	89.9	3.539	53	2.087	1.1	.043	DIN 6537 L
7.40	.291	23.3	.917	3	8	460.1-0740-022A0-XM	☆	☆	☆	☆	☆	☆	8.0	.315	79	3.110	77.9	3.067	41	1.614	1.1	.043	DIN 6537 K
7.40	.291	38.1	1.500	5	8	460.1-0740-037A0-XM	☆	☆	☆	☆	☆	☆	8.0	.315	91	3.583	89.9	3.539	53	2.087	1.1	.043	DIN 6537 L
7.50	.295	23.6	.929	3	8	460.1-0750-023A0-XM	☆	☆	☆	☆	☆	☆	8.0	.315	79	3.110	77.9	3.067	41	1.614	1.1	.043	DIN 6537 K
7.50	.295	38.6	1.520	5	8	460.1-0750-038A0-XM	☆	☆	☆	☆	☆	☆	8.0	.315	91	3.583	89.9	3.539	53	2.087	1.1	.043	DIN 6537 L
7.54	.297	23.7	.933	3	8	460.1-0754-023A0-XM	☆	☆	☆	☆	☆	☆	8.0	.315	79	3.110	77.9	3.067	41	1.614	1.1	.043	DIN 6537 K
7.54	.297	38.8	1.528	5	8	460.1-0754-038A0-XM	☆	☆	☆	☆	☆	☆	8.0	.315	91	3.583	89.9	3.539	53	2.087	1.1	.043	DIN 6537 L
7.70	.303	24.2	.953	3	8	460.1-0770-023A0-XM	☆	☆	☆	☆	☆	☆	8.0	.315	79	3.110	77.9	3.067	41	1.614	1.1	.043	DIN 6537 K
7.80	.307	24.6	.969	3	8	460.1-0780-023A0-XM	☆	☆	☆	☆	☆	☆	8.0	.315	79	3.110	77.8	3.063	41	1.614	1.2	.047	DIN 6537 K
7.80	.307	40.2	1.583	5	8	460.1-0780-039A0-XM	☆	☆	☆	☆	☆	☆	8.0	.315	91	3.583	89.8	3.535	53	2.087	1.2	.047	DIN 6537 L

Conditions de coupe: www.sandvik.coromant.com

E9 E14

FRE

Foret carbure monobloc CoroDrill® 460

Multi-matières

Adduction externe de liquide de coupe

TCHA H9
SIG 140°

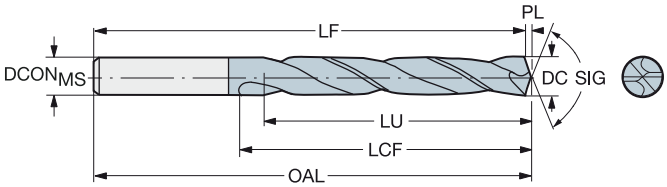

DC	DC"	LU	LU"	ULDR	CZCMS	Référence de commande	P GC34	M GC34	K GC34	N GC34	S GC34	H GC34	DCONMS	DCONMS"	OAL	OAL"	LF	LF"	LCF	LCF"	PL	PL"	BSG
							Dimensions, mm, pouce																
7.90	.311	24.9	.980	3	8	460.1-0790-024A0-XM	☆	☆	☆	☆	☆	☆	8.0	.315	79	3.110	77.8	3.063	41	1.614	1.2	.047	DIN 6537 K
7.90	.311	40.7	1.602	5	8	460.1-0790-040A0-XM	☆	☆	☆	☆	☆	☆	8.0	.315	91	3.583	89.8	3.535	53	2.087	1.2	.047	DIN 6537 L
7.94	.313	25.0	.984	3	8	460.1-0794-024A0-XM	☆	☆	☆	☆	☆	☆	8.0	.315	79	3.110	77.8	3.063	41	1.614	1.2	.047	DIN 6537 K
7.94	.313	40.9	1.610	5	8	460.1-0794-040A0-XM	☆	☆	☆	☆	☆	☆	8.0	.315	91	3.583	89.8	3.535	53	2.087	1.2	.047	DIN 6537 L
8.00	.315	25.2	.992	3	8	460.1-0800-024A0-XM	☆	☆	☆	☆	☆	☆	8.0	.315	79	3.110	77.8	3.063	41	1.614	1.2	.047	DIN 6537 K
8.00	.315	41.2	1.622	5	8	460.1-0800-040A0-XM	☆	☆	☆	☆	☆	☆	8.0	.315	91	3.583	89.8	3.535	53	2.087	1.2	.047	DIN 6537 L
8.10	.319	25.5	1.004	3	10	460.1-0810-024A0-XM	☆	☆	☆	☆	☆	☆	10.0	.394	89	3.504	87.8	3.457	47	1.850	1.2	.047	DIN 6537 K
8.10	.319	41.7	1.642	5	10	460.1-0810-041A0-XM	☆	☆	☆	☆	☆	☆	10.0	.394	103	4.055	101.8	4.008	61	2.402	1.2	.047	DIN 6537 L
8.20	.323	25.8	1.016	3	10	460.1-0820-025A0-XM	☆	☆	☆	☆	☆	☆	10.0	.394	89	3.504	87.8	3.457	47	1.850	1.2	.047	DIN 6537 K
8.20	.323	42.2	1.661	5	10	460.1-0820-041A0-XM	☆	☆	☆	☆	☆	☆	10.0	.394	103	4.055	101.8	4.008	61	2.402	1.2	.047	DIN 6537 L
8.33	.328	26.2	1.032	3	10	460.1-0833-025A0-XM	☆	☆	☆	☆	☆	☆	10.0	.394	89	3.504	87.8	3.457	47	1.850	1.2	.047	DIN 6537 K
8.40	.331	26.4	1.039	3	10	460.1-0840-025A0-XM	☆	☆	☆	☆	☆	☆	10.0	.394	89	3.504	87.8	3.457	47	1.850	1.2	.047	DIN 6537 K
8.40	.331	43.2	1.701	5	10	460.1-0840-042A0-XM	☆	☆	☆	☆	☆	☆	10.0	.394	103	4.055	101.8	4.008	61	2.402	1.2	.047	DIN 6537 L
8.50	.335	26.8	1.055	3	10	460.1-0850-026A0-XM	☆	☆	☆	☆	☆	☆	10.0	.394	89	3.504	87.7	3.453	47	1.850	1.3	.051	DIN 6537 K
8.50	.335	43.8	1.724	5	10	460.1-0850-043A0-XM	☆	☆	☆	☆	☆	☆	10.0	.394	103	4.055	101.7	4.004	61	2.402	1.3	.051	DIN 6537 L
8.60	.339	27.1	1.067	3	10	460.1-0860-026A0-XM	☆	☆	☆	☆	☆	☆	10.0	.394	89	3.504	87.7	3.453	47	1.850	1.3	.051	DIN 6537 K
8.60	.339	44.3	1.744	5	10	460.1-0860-043A0-XM	☆	☆	☆	☆	☆	☆	10.0	.394	103	4.055	101.7	4.004	61	2.402	1.3	.051	DIN 6537 L
8.70	.343	27.4	1.079	3	10	460.1-0870-026A0-XM	☆	☆	☆	☆	☆	☆	10.0	.394	89	3.504	87.7	3.453	47	1.850	1.3	.051	DIN 6537 K
8.70	.343	44.8	1.764	5	10	460.1-0870-044A0-XM	☆	☆	☆	☆	☆	☆	10.0	.394	103	4.055	101.7	4.004	61	2.402	1.3	.051	DIN 6537 L
8.73	.344	27.5	1.083	3	10	460.1-0873-026A0-XM	☆	☆	☆	☆	☆	☆	10.0	.394	89	3.504	87.7	3.453	47	1.850	1.3	.051	DIN 6537 K
8.73	.344	44.9	1.768	5	10	460.1-0873-044A0-XM	☆	☆	☆	☆	☆	☆	10.0	.394	103	4.055	101.7	4.004	61	2.402	1.3	.051	DIN 6537 L
8.80	.346	27.7	1.091	3	10	460.1-0880-026A0-XM	☆	☆	☆	☆	☆	☆	10.0	.394	89	3.504	87.7	3.453	47	1.850	1.3	.051	DIN 6537 K
8.80	.346	45.3	1.783	5	10	460.1-0880-044A0-XM	☆	☆	☆	☆	☆	☆	10.0	.394	103	4.055	101.7	4.004	61	2.402	1.3	.051	DIN 6537 L
8.90	.350	45.8	1.803	5	10	460.1-0890-045A0-XM	☆	☆	☆	☆	☆	☆	10.0	.394	103	4.055	101.7	4.004	61	2.402	1.3	.051	DIN 6537 L
9.00	.354	28.3	1.114	3	10	460.1-0900-027A0-XM	☆	☆	☆	☆	☆	☆	10.0	.394	89	3.504	87.7	3.453	47	1.850	1.3	.051	DIN 6537 K
9.00	.354	46.3	1.823	5	10	460.1-0900-045A0-XM	☆	☆	☆	☆	☆	☆	10.0	.394	103	4.055	101.7	4.004	61	2.402	1.3	.051	DIN 6537 L
9.10	.358	46.8	1.843	5	10	460.1-0910-046A0-XM	☆	☆	☆	☆	☆	☆	10.0	.394	103	4.055	101.7	4.004	61	2.402	1.3	.051	DIN 6537 L
9.30	.366	29.3	1.154	3	10	460.1-0930-028A0-XM	☆	☆	☆	☆	☆	☆	10.0	.394	89	3.504	87.6	3.449	47	1.850	1.4	.055	DIN 6537 K
9.30	.366	47.9	1.886	5	10	460.1-0930-047A0-XM	☆	☆	☆	☆	☆	☆	10.0	.394	103	4.055	101.6	4.000	61	2.402	1.4	.055	DIN 6537 L
9.40	.370	29.6	1.165	3	10	460.1-0940-028A0-XM	☆	☆	☆	☆	☆	☆	10.0	.394	89	3.504	87.6	3.449	47	1.850	1.4	.055	DIN 6537 K
9.40	.370	48.4	1.906	5	10	460.1-0940-047A0-XM	☆	☆	☆	☆	☆	☆	10.0	.394	103	4.055	101.6	4.000	61	2.402	1.4	.055	DIN 6537 L
9.50	.374	29.9	1.177	3	10	460.1-0950-029A0-XM	☆	☆	☆	☆	☆	☆	10.0	.394	89	3.504	87.6	3.449	47	1.850	1.4	.055	DIN 6537 K
9.50	.374	48.7	1.917	5	10	460.1-0950-048A0-XM	☆	☆	☆	☆	☆	☆	10.0	.394	103	4.055	101.6	4.000	61	2.402	1.4	.055	DIN 6537 L
9.53	.375	30.0	1.181	3	10	460.1-0953-029A0-XM	☆	☆	☆	☆	☆	☆	10.0	.394	89	3.504	87.6	3.449	47	1.850	1.4	.055	DIN 6537 K
9.53	.375	48.6	1.913	5	10	460.1-0953-048A0-XM	☆	☆	☆	☆	☆	☆	10.0	.394	103	4.055	101.6	4.000	61	2.402	1.4	.055	DIN 6537 L
9.60	.378	30.2	1.189	3	10	460.1-0960-029A0-XM	☆	☆	☆	☆	☆	☆	10.0	.394	89	3.504	87.6	3.449	47	1.850	1.4	.055	DIN 6537 K
9.60	.378	48.5	1.909	5	10	460.1-0960-048A0-XM	☆	☆	☆	☆	☆	☆	10.0	.394	103	4.055	101.6	4.000	61	2.402	1.4	.055	DIN 6537 L
9.70	.382	30.5	1.201	3	10	460.1-0970-029A0-XM	☆	☆	☆	☆	☆	☆	10.0	.394	89	3.504	87.6	3.449	47	1.850	1.4	.055	DIN 6537 K
9.70	.382	48.4	1.906	4	10	460.1-0970-049A0-XM	☆	☆	☆	☆	☆	☆	10.0	.394	103	4.055	101.6	4.000	61	2.402	1.4	.055	DIN 6537 L
9.80	.386	30.9	1.217	3	10	460.1-0980-029A0-XM	☆	☆	☆	☆	☆	☆	10.0	.394	89	3.504	87.5	3.445	47	1.850	1.5	.059	DIN 6537 K
9.80	.386	48.3	1.902	4	10	460.1-0980-049A0-XM	☆	☆	☆	☆	☆	☆	10.0	.394	103	4.055	101.5	3.996	61	2.402	1.5	.059	DIN 6537 L
9.92	.391	48.1	1.894	4	10	460.1-0992-050A0-XM	☆	☆	☆	☆	☆	☆	10.0	.394	103	4.055	101.5	3.996	61	2.402	1.5	.059	DIN 6537 L
10.00	.394	31.5	1.240	3	10	460.1-1000-030A0-XM	☆	☆	☆	☆	☆	☆	10.0	.394	89	3.504	87.5	3.445	47	1.850	1.5	.059	DIN 6537 K
10.00	.394	48.0	1.890	4	10	460.1-1000-050A0-XM	☆	☆	☆	☆	☆	☆	10.0	.394	103	4.055	101.5	3.996	61	2.402	1.5	.059	DIN 6537 L
10.10	.398	31.8	1.252	3	12	460.1-1010-030A0-XM	☆	☆	☆	☆	☆	☆	12.0	.472	102	4.016	100.5	3.957	55	2.165	1.5	.059	DIN 6537 K
10.10	.398	52.0	2.047	5	12	460.1-1010-051A0-XM	☆	☆	☆	☆	☆	☆	12.0	.472	118	4.646	116.5	4.587	71	2.795	1.5	.059	DIN 6537 L
10.20	.402	32.1	1.264	3	12	460.1-1020-031A0-XM	☆	☆	☆	☆	☆	☆	12.0	.472	102	4.016	100.5	3.957	55	2.165	1.5	.059	DIN 6537 K
10.20	.402	52.5	2.067	5	12	460.1-1020-051A0-XM	☆	☆	☆	☆	☆	☆	12.0	.472	118	4.646	116.5	4.587	71	2.795	1.5	.059	DIN 6537 L
10.30	.406	32.4	1.276	3	12	460.1-1030-031A0-XM	☆	☆	☆	☆	☆	☆	12.0	.472	102	4.016	100.5	3.957	55	2.165	1.5	.059	DIN 6537 K
10.30	.406	53.0	2.087	5	12	460.1-1030-052A0-XM	☆	☆	☆	☆	☆	☆	12.0	.472	118	4.646	116.5	4.587	71	2.795	1.5	.059	DIN 6537 L
10.32	.406	53.1	2.091	5	12	460.1-1032-052A0-XM	☆	☆	☆	☆	☆	☆	12.0	.472	118	4.646	116.5	4.587	71	2.795	1.5	.059	DIN 6537 L

Conditions de coupe: www.sandvik.coromant.com

E9 E14

Foret carbure monobloc CoroDrill® 460

Multi-matières

Adduction externe de liquide de coupe

TCHA H9
SIG 140°

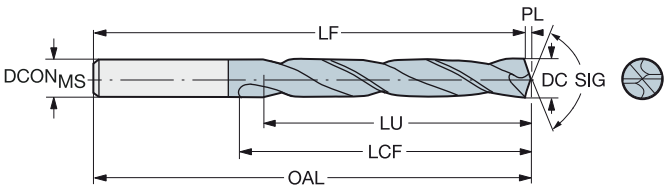

							P	M	K	N	S	H	Dimensions, mm, pouce									
DC	DC"	LU	LU"	ULDR	CZC_{MS}	Référence de commande	GC34	GC34	GC34	GC34	GC34	GC34	$DCON_{MS}$	$DCON_{MS}$"	OAL	OAL"	LF	LF"	LCF	LCF"	PL	PL"	BSG
10.40	.409	32.7	1.287	3	12	460.1-1040-031A0-XM	☆	☆	☆	☆	☆	☆	12.0	.472	102	4.016	100.5	3.957	55	2.165	1.5	.059	DIN 6537 K
10.40	.409	53.5	2.106	5	12	460.1-1040-052A0-XM	☆	☆	☆	☆	☆	☆	12.0	.472	118	4.646	116.5	4.587	71	2.795	1.5	.059	DIN 6537 L
10.50	.413	33.1	1.303	3	12	460.1-1050-032A0-XM	☆	☆	☆	☆	☆	☆	12.0	.472	102	4.016	100.4	3.953	55	2.165	1.6	.063	DIN 6537 K
10.50	.413	54.1	2.130	5	12	460.1-1050-053A0-XM	☆	☆	☆	☆	☆	☆	12.0	.472	118	4.646	116.4	4.583	71	2.795	1.6	.063	DIN 6537 L
10.60	.417	33.4	1.315	3	12	460.1-1060-032A0-XM	☆	☆	☆	☆	☆	☆	12.0	.472	102	4.016	100.4	3.953	55	2.165	1.6	.063	DIN 6537 K
10.72	.422	33.7	1.327	3	12	460.1-1072-032A0-XM	☆	☆	☆	☆	☆	☆	12.0	.472	102	4.016	100.4	3.953	55	2.165	1.6	.063	DIN 6537 K
10.72	.422	55.2	2.173	5	12	460.1-1072-054A0-XM	☆	☆	☆	☆	☆	☆	12.0	.472	118	4.646	116.4	4.583	71	2.795	1.6	.063	DIN 6537 L
10.80	.425	34.0	1.339	3	12	460.1-1080-032A0-XM	☆	☆	☆	☆	☆	☆	12.0	.472	102	4.016	100.4	3.953	55	2.165	1.6	.063	DIN 6537 K
11.00	.433	34.6	1.362	3	12	460.1-1100-033A0-XM	☆	☆	☆	☆	☆	☆	12.0	.472	102	4.016	100.4	3.953	55	2.165	1.6	.063	DIN 6537 K
11.00	.433	56.6	2.228	5	12	460.1-1100-055A0-XM	☆	☆	☆	☆	☆	☆	12.0	.472	118	4.646	116.4	4.583	71	2.795	1.6	.063	DIN 6537 L
11.11	.437	35.0	1.378	3	12	460.1-1111-033A0-XM	☆	☆	☆	☆	☆	☆	12.0	.472	102	4.016	100.3	3.949	55	2.165	1.7	.067	DIN 6537 K
11.11	.437	57.2	2.252	5	12	460.1-1111-056A0-XM	☆	☆	☆	☆	☆	☆	12.0	.472	118	4.646	116.3	4.579	71	2.795	1.7	.067	DIN 6537 L
11.20	.441	35.3	1.390	3	12	460.1-1120-034A0-XM	☆	☆	☆	☆	☆	☆	12.0	.472	102	4.016	100.3	3.949	55	2.165	1.7	.067	DIN 6537 K
11.20	.441	57.6	2.268	5	12	460.1-1120-056A0-XM	☆	☆	☆	☆	☆	☆	12.0	.472	118	4.646	116.3	4.579	71	2.795	1.7	.067	DIN 6537 L
11.40	.449	35.9	1.413	3	12	460.1-1140-034A0-XM	☆	☆	☆	☆	☆	☆	12.0	.472	102	4.016	100.3	3.949	55	2.165	1.7	.067	DIN 6537 K
11.40	.449	57.3	2.256	5	12	460.1-1140-057A0-XM	☆	☆	☆	☆	☆	☆	12.0	.472	118	4.646	116.3	4.579	71	2.795	1.7	.067	DIN 6537 L
11.50	.453	36.2	1.425	3	12	460.1-1150-035A0-XM	☆	☆	☆	☆	☆	☆	12.0	.472	102	4.016	100.3	3.949	55	2.165	1.7	.067	DIN 6537 K
11.50	.453	57.2	2.252	4	12	460.1-1150-058A0-XM	☆	☆	☆	☆	☆	☆	12.0	.472	118	4.646	116.3	4.579	71	2.795	1.7	.067	DIN 6537 L
11.60	.457	36.5	1.437	3	12	460.1-1160-035A0-XM	☆	☆	☆	☆	☆	☆	12.0	.472	102	4.016	100.3	3.949	55	2.165	1.7	.067	DIN 6537 K
11.60	.457	57.1	2.248	4	12	460.1-1160-058A0-XM	☆	☆	☆	☆	☆	☆	12.0	.472	118	4.646	116.3	4.579	71	2.795	1.7	.067	DIN 6537 L
11.80	.465	37.2	1.465	3	12	460.1-1180-035A0-XM	☆	☆	☆	☆	☆	☆	12.0	.472	102	4.016	100.2	3.945	55	2.165	1.8	.071	DIN 6537 K
11.80	.465	56.8	2.236	4	12	460.1-1180-059A0-XM	☆	☆	☆	☆	☆	☆	12.0	.472	118	4.646	116.2	4.575	71	2.795	1.8	.071	DIN 6537 L
11.91	.469	56.7	2.232	4	12	460.1-1191-060A0-XM	☆	☆	☆	☆	☆	☆	12.0	.472	118	4.646	116.2	4.575	71	2.795	1.8	.071	DIN 6537 L
12.00	.472	37.8	1.488	3	12	460.1-1200-036A0-XM	☆	☆	☆	☆	☆	☆	12.0	.472	102	4.016	100.2	3.945	55	2.165	1.8	.071	DIN 6537 K
12.00	.472	56.6	2.228	4	12	460.1-1200-060A0-XM	☆	☆	☆	☆	☆	☆	12.0	.472	118	4.646	116.2	4.575	71	2.795	1.8	.071	DIN 6537 L
12.10	.476	38.1	1.500	3	14	460.1-1210-036A0-XM	☆	☆	☆	☆	☆	☆	14.0	.551	107	4.213	105.2	4.142	60	2.362	1.8	.071	DIN 6537 K
12.10	.476	62.3	2.453	5	14	460.1-1210-061A0-XM	☆	☆	☆	☆	☆	☆	14.0	.551	124	4.882	122.2	4.811	77	3.032	1.8	.071	DIN 6537 L
12.20	.480	38.4	1.512	3	14	460.1-1220-037A0-XM	☆	☆	☆	☆	☆	☆	14.0	.551	107	4.213	105.2	4.142	60	2.362	1.8	.071	DIN 6537 K
12.20	.480	62.4	2.457	5	14	460.1-1220-061A0-XM	☆	☆	☆	☆	☆	☆	14.0	.551	124	4.882	122.2	4.811	77	3.032	1.8	.071	DIN 6537 L
12.30	.484	38.7	1.524	3	14	460.1-1230-037A0-XM	☆	☆	☆	☆	☆	☆	14.0	.551	107	4.213	105.2	4.142	60	2.362	1.8	.071	DIN 6537 K
12.50	.492	39.4	1.551	3	14	460.1-1250-038A0-XM	☆	☆	☆	☆	☆	☆	14.0	.551	107	4.213	105.1	4.138	60	2.362	1.9	.075	DIN 6537 K
12.50	.492	62.0	2.441	4	14	460.1-1250-063A0-XM	☆	☆	☆	☆	☆	☆	14.0	.551	124	4.882	122.1	4.807	77	3.032	1.9	.075	DIN 6537 L
12.70	.500	40.0	1.575	3	14	460.1-1270-038A0-XM	☆	☆	☆	☆	☆	☆	14.0	.551	107	4.213	105.1	4.138	60	2.362	1.9	.075	DIN 6537 K
12.70	.500	61.8	2.433	4	14	460.1-1270-064A0-XM	☆	☆	☆	☆	☆	☆	14.0	.551	124	4.882	122.1	4.807	77	3.032	1.9	.075	DIN 6537 L
12.80	.504	40.3	1.587	3	14	460.1-1280-038A0-XM	☆	☆	☆	☆	☆	☆	14.0	.551	107	4.213	105.1	4.138	60	2.362	1.9	.075	DIN 6537 K
12.80	.504	61.6	2.425	4	14	460.1-1280-064A0-XM	☆	☆	☆	☆	☆	☆	14.0	.551	124	4.882	122.1	4.807	77	3.032	1.9	.075	DIN 6537 L
13.00	.512	40.9	1.610	3	14	460.1-1300-039A0-XM	☆	☆	☆	☆	☆	☆	14.0	.551	107	4.213	105.1	4.138	60	2.362	1.9	.075	DIN 6537 K
13.00	.512	61.4	2.417	4	14	460.1-1300-065A0-XM	☆	☆	☆	☆	☆	☆	14.0	.551	124	4.882	122.1	4.807	77	3.032	1.9	.075	DIN 6537 L
13.10	.516	41.2	1.622	3	14	460.1-1310-039A0-XM	☆	☆	☆	☆	☆	☆	14.0	.551	107	4.213	105.0	4.134	60	2.362	2.0	.079	DIN 6537 K
13.10	.516	61.3	2.413	4	14	460.1-1310-066A0-XM	☆	☆	☆	☆	☆	☆	14.0	.551	124	4.882	122.0	4.803	77	3.032	2.0	.079	DIN 6537 L
13.49	.531	42.5	1.673	3	14	460.1-1349-041A0-XM	☆	☆	☆	☆	☆	☆	14.0	.551	107	4.213	105.0	4.134	60	2.362	2.0	.079	DIN 6537 K
13.49	.531	60.8	2.394	4	14	460.1-1349-061A0-XM	☆	☆	☆	☆	☆	☆	14.0	.551	124	4.882	122.0	4.803	77	3.032	2.0	.079	DIN 6537 L
13.50	.531	42.5	1.673	3	14	460.1-1350-041A0-XM	☆	☆	☆	☆	☆	☆	14.0	.551	107	4.213	105.0	4.134	60	2.362	2.0	.079	DIN 6537 K
13.50	.531	60.8	2.394	4	14	460.1-1350-061A0-XM	☆	☆	☆	☆	☆	☆	14.0	.551	124	4.882	122.0	4.803	77	3.032	2.0	.079	DIN 6537 L
13.80	.543	43.4	1.709	3	14	460.1-1380-041A0-XM	☆	☆	☆	☆	☆	☆	14.0	.551	107	4.213	104.9	4.130	60	2.362	2.1	.083	DIN 6537 K
14.00	.551	44.1	1.736	3	14	460.1-1400-042A0-XM	☆	☆	☆	☆	☆	☆	14.0	.551	107	4.213	104.9	4.130	60	2.362	2.1	.083	DIN 6537 K
14.00	.551	63.0	2.480	4	14	460.1-1400-063A0-XM	☆	☆	☆	☆	☆	☆	14.0	.551	124	4.882	121.9	4.799	77	3.032	2.1	.083	DIN 6537 L
14.25	.561	44.9	1.768	3	16	460.1-1425-043A0-XM	☆	☆	☆	☆	☆	☆	16.0	.630	115	4.528	112.9	4.445	65	2.559	2.1	.083	DIN 6537 K
14.25	.561	68.8	2.709	4	16	460.1-1425-071A0-XM	☆	☆	☆	☆	☆	☆	16.0	.630	133	5.236	130.9	5.154	83	3.268	2.1	.083	DIN 6537 L
14.29	.563	45.0	1.772	3	16	460.1-1429-043A0-XM	☆	☆	☆	☆	☆	☆	16.0	.630	115	4.528	112.9	4.445	65	2.559	2.1	.083	DIN 6537 K
14.29	.563	68.7	2.705	4	16	460.1-1429-072A0-XM	☆	☆	☆	☆	☆	☆	16.0	.630	133	5.236	130.9	5.154	83	3.268	2.1	.083	DIN 6537 L

Conditions de coupe: www.sandvik.coromant.com

E9 E14

FRE

Foret carbure monobloc CoroDrill® 460

Multi-matières

Adduction externe de liquide de coupe

TCHA H9
SIG 140°

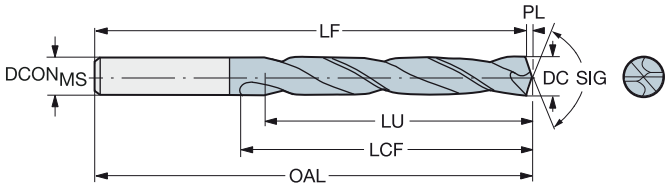

DC	DC"	LU	LU"	ULDR	CZC$_{MS}$	Référence de commande	P GC34	M GC34	K GC34	N GC34	S GC34	H GC34	Dimensions, mm, pouce DCON$_{MS}$	DCON$_{MS}$"	OAL	OAL"	LF	LF"	LCF	LCF"	PL	PL"	BSG
14.50	.571	45.7	1.799	3	16	460.1-1450-044A0-XM	☆	☆	☆	☆	☆	☆	16.0	.630	115	4.528	112.8	4.441	65	2.559	2.2	.087	DIN 6537 K
14.50	.571	68.5	2.697	4	16	460.1-1450-073A0-XM	☆	☆	☆	☆	☆	☆	16.0	.630	133	5.236	130.8	5.150	83	3.268	2.2	.087	DIN 6537 L
14.68	.578	46.2	1.819	3	16	460.1-1468-044A0-XM	☆	☆	☆	☆	☆	☆	16.0	.630	115	4.528	112.8	4.441	65	2.559	2.2	.087	DIN 6537 K
14.80	.583	46.6	1.835	3	16	460.1-1480-044A0-XM	☆	☆	☆	☆	☆	☆	16.0	.630	115	4.528	112.8	4.441	65	2.559	2.2	.087	DIN 6537 K
15.00	.591	47.2	1.858	3	16	460.1-1500-045A0-XM	☆	☆	☆	☆	☆	☆	16.0	.630	115	4.528	112.8	4.441	65	2.559	2.2	.087	DIN 6537 K
15.00	.591	68.0	2.677	4	16	460.1-1500-068A0-XM	☆	☆	☆	☆	☆	☆	16.0	.630	133	5.236	130.8	5.150	83	3.268	2.2	.087	DIN 6537 L
15.10	.594	47.6	1.874	3	16	460.1-1510-045A0-XM	☆	☆	☆	☆	☆	☆	16.0	.630	115	4.528	112.7	4.437	65	2.559	2.3	.091	DIN 6537 K
15.50	.610	48.8	1.921	3	16	460.1-1550-047A0-XM	☆	☆	☆	☆	☆	☆	16.0	.630	115	4.528	112.7	4.437	65	2.559	2.3	.091	DIN 6537 K
15.50	.610	67.5	2.657	4	16	460.1-1550-070A0-XM	☆	☆	☆	☆	☆	☆	16.0	.630	133	5.236	130.7	5.146	83	3.268	2.3	.091	DIN 6537 L
15.80	.622	49.2	1.937	3	16	460.1-1580-047A0-XM	☆	☆	☆	☆	☆	☆	16.0	.630	115	4.528	112.6	4.433	65	2.559	2.4	.094	DIN 6537 K
15.80	.622	67.2	2.646	4	16	460.1-1580-071A0-XM	☆	☆	☆	☆	☆	☆	16.0	.630	133	5.236	130.6	5.142	83	3.268	2.4	.094	DIN 6537 L
15.88	.625	49.1	1.933	3	16	460.1-1588-047A0-XM	☆	☆	☆	☆	☆	☆	16.0	.630	115	4.528	112.6	4.433	65	2.559	2.4	.094	DIN 6537 K
16.00	.630	49.0	1.929	3	16	460.1-1600-048A0-XM	☆	☆	☆	☆	☆	☆	16.0	.630	115	4.528	112.6	4.433	65	2.559	2.4	.094	DIN 6537 K
16.00	.630	67.0	2.638	4	16	460.1-1600-072A0-XM	☆	☆	☆	☆	☆	☆	16.0	.630	133	5.236	130.6	5.142	83	3.268	2.4	.094	DIN 6537 L
16.27	.641	51.2	2.016	3	18	460.1-1627-049A0-XM	☆	☆	☆	☆	☆	☆	18.0	.709	123	4.843	120.6	4.748	73	2.874	2.4	.094	DIN 6537 K
16.50	.650	52.0	2.047	3	18	460.1-1650-050A0-XM	☆	☆	☆	☆	☆	☆	18.0	.709	123	4.843	120.5	4.744	73	2.874	2.5	.098	DIN 6537 K
16.50	.650	76.5	3.012	4	18	460.1-1650-074A0-XM	☆	☆	☆	☆	☆	☆	18.0	.709	143	5.630	140.5	5.532	93	3.661	2.5	.098	DIN 6537 L
16.67	.656	52.5	2.067	3	18	460.1-1667-050A0-XM	☆	☆	☆	☆	☆	☆	18.0	.709	123	4.843	120.5	4.744	73	2.874	2.5	.098	DIN 6537 K
16.67	.656	76.3	3.004	4	18	460.1-1667-075A0-XM	☆	☆	☆	☆	☆	☆	18.0	.709	143	5.630	140.5	5.532	93	3.661	2.5	.098	DIN 6537 L
17.00	.669	53.5	2.106	3	18	460.1-1700-051A0-XM	☆	☆	☆	☆	☆	☆	18.0	.709	123	4.843	120.5	4.744	73	2.874	2.5	.098	DIN 6537 K
17.00	.669	76.0	2.992	4	18	460.1-1700-077A0-XM	☆	☆	☆	☆	☆	☆	18.0	.709	143	5.630	140.5	5.532	93	3.661	2.5	.098	DIN 6537 L
17.07	.672	53.7	2.114	3	18	460.1-1707-051A0-XM	☆	☆	☆	☆	☆	☆	18.0	.709	123	4.843	120.5	4.744	73	2.874	2.5	.098	DIN 6537 K
17.46	.687	75.5	2.972	4	18	460.1-1746-079A0-XM	☆	☆	☆	☆	☆	☆	18.0	.709	143	5.630	140.4	5.528	93	3.661	2.6	.102	DIN 6537 L
17.50	.689	55.1	2.169	3	18	460.1-1750-053A0-XM	☆	☆	☆	☆	☆	☆	18.0	.709	123	4.843	120.4	4.740	73	2.874	2.6	.102	DIN 6537 K
17.50	.689	75.5	2.972	4	18	460.1-1750-079A0-XM	☆	☆	☆	☆	☆	☆	18.0	.709	143	5.630	140.4	5.528	93	3.661	2.6	.102	DIN 6537 L
17.80	.701	55.2	2.173	3	18	460.1-1780-053A0-XM	☆	☆	☆	☆	☆	☆	18.0	.709	123	4.843	120.3	4.736	73	2.874	2.7	.106	DIN 6537 K
18.00	.709	56.7	2.232	3	18	460.1-1800-054A0-XM	☆	☆	☆	☆	☆	☆	18.0	.709	123	4.843	120.3	4.736	73	2.874	2.7	.106	DIN 6537 K
18.00	.709	78.6	3.094	4	18	460.1-1800-081A0-XM	☆	☆	☆	☆	☆	☆	18.0	.709	143	5.630	140.3	5.524	93	3.661	2.7	.106	DIN 6537 L
18.50	.728	58.3	2.295	3	20	460.1-1850-056A0-XM	☆	☆	☆	☆	☆	☆	20.0	.787	131	5.157	128.2	5.047	79	3.110	2.8	.110	DIN 6537 K
19.00	.748	59.8	2.354	3	20	460.1-1900-057A0-XM	☆	☆	☆	☆	☆	☆	20.0	.787	131	5.157	128.2	5.047	79	3.110	2.8	.110	DIN 6537 K
19.00	.748	85.8	3.378	4	20	460.1-1900-086A0-XM	☆	☆	☆	☆	☆	☆	20.0	.787	153	6.024	150.2	5.913	101	3.976	2.8	.110	DIN 6537 L
19.50	.768	61.4	2.417	3	20	460.1-1950-059A0-XM	☆	☆	☆	☆	☆	☆	20.0	.787	131	5.157	128.1	5.043	79	3.110	2.9	.114	DIN 6537 K
19.50	.768	85.4	3.362	4	20	460.1-1950-088A0-XM	☆	☆	☆	☆	☆	☆	20.0	.787	153	6.024	150.1	5.909	101	3.976	2.9	.114	DIN 6537 L
19.80	.780	85.2	3.354	4	20	460.1-1980-089A0-XM	☆	☆	☆	☆	☆	☆	20.0	.787	153	6.024	150.0	5.906	101	3.976	3.0	.118	DIN 6537 L
20.00	.787	63.0	2.480	3	20	460.1-2000-060A0-XM	☆	☆	☆	☆	☆	☆	20.0	.787	131	5.157	128.0	5.039	79	3.110	3.0	.118	DIN 6537 K
20.00	.787	85.0	3.346	4	20	460.1-2000-090A0-XM	☆	☆	☆	☆	☆	☆	20.0	.787	153	6.024	150.0	5.906	101	3.976	3.0	.118	DIN 6537 L

Conditions de coupe: www.sandvik.coromant.com

E9 E14

CoroDrill® 860-GM

Forets hautes performances optimisés multimatières

Application

- Convient à de nombreuses matières dans tous les segments industriels, par exemple la mécanique générale, les moules et matrices, l'automobile, l'énergie et la production d'électricité
- Arrosage par l'intérieur et l'extérieur

O C

Champ d'application ISO :

P M K N S H



Caractéristiques et avantages

- Goujures polies pour une évacuation efficace des copeaux
- Productivité élevée et durée de vie d'outil régulière
- Faible coût sans compromis sur la qualité
- Excellente qualité de trou
- Vitesse de pénétration élevée
- Forces de coupe faibles

www.sandvik.coromant.com/corodrill860

Recommandations

Il est recommandé d'utiliser des mandrins hydrauliques de précision.
Il est recommandé d'utiliser l'arrosage par l'intérieur à une pression minimum de 20 bars

Pour les mandrins, voir le catalogue Outils Rotatifs.

E14

SANDVIK Coromant

FRE

Foret carbure monobloc CoroDrill® 860

Multi-matières

Adduction interne de liquide de coupe

TCHA H9
SIG 140°

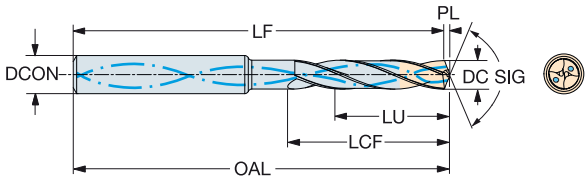

DC	DC"	LU	LU"	ULDR	CZC_{MS}	Référence de commande	P X1BM	M X1BM	K X1BM	N X1BM	S X1BM	H X1BM	$DCON_{MS}$	$DCON_{MS}$"	OAL	OAL"	LF	LF"	LCF	LCF"	PL	PL"
3.00	.118	9.5	.374	3	6	860.1-0300-009A1-GM	★	★	★	☆	☆	★	6.0	.236	62	2.441	61.5	2.421	20	.787	0.5	.020
3.00	.118	15.5	.610	5	6	860.1-0300-015A1-GM	★	★	★	☆	☆	★	6.0	.236	66	2.598	65.5	2.579	28	1.102	0.5	.020
3.00	.118	24.5	.965	8	6	860.1-0300-024A1-GM	★	★	★	☆	☆	★	6.0	.236	79	3.110	78.6	3.094	37	1.457	0.4	.016
3.10	.122	9.9	.390	3	6	860.1-0310-009A1-GM	★	★	★	☆	☆	★	6.0	.236	62	2.441	61.5	2.421	20	.787	0.5	.020
3.10	.122	16.1	.634	5	6	860.1-0310-016A1-GM	★	★	★	☆	☆	★	6.0	.236	66	2.598	65.5	2.579	28	1.102	0.5	.020
3.10	.122	25.4	1.000	8	6	860.1-0310-025A1-GM	★	★	★	☆	☆	★	6.0	.236	79	3.110	78.6	3.094	37	1.457	0.4	.016
3.17	.125	10.1	.398	3	6	860.1-0317-010A1-GM	★	★	★	☆	☆	★	6.0	.236	62	2.441	61.5	2.421	20	.787	0.5	.020
3.17	.125	16.4	.646	5	6	860.1-0317-016A1-GM	★	★	★	☆	☆	★	6.0	.236	66	2.598	65.5	2.579	28	1.102	0.5	.020
3.18	.125	26.0	1.024	8	6	860.1-0318-026A1-GM	★	★	★	☆	☆	★	6.0	.236	79	3.110	78.5	3.091	37	1.457	0.5	.020
3.20	.126	10.2	.402	3	6	860.1-0320-010A1-GM	★	★	★	☆	☆	★	6.0	.236	62	2.441	61.5	2.421	20	.787	0.5	.020
3.20	.126	16.6	.654	5	6	860.1-0320-016A1-GM	★	★	★	☆	☆	★	6.0	.236	66	2.598	65.5	2.579	28	1.102	0.5	.020
3.20	.126	26.2	1.032	8	6	860.1-0320-026A1-GM	★	★	★	☆	☆	★	6.0	.236	79	3.110	78.5	3.091	37	1.457	0.5	.020
3.30	.130	10.5	.413	3	6	860.1-0330-010A1-GM	★	★	★	☆	☆	★	6.0	.236	62	2.441	61.4	2.417	20	.787	0.6	.024
3.30	.130	17.1	.673	5	6	860.1-0330-017A1-GM	★	★	★	☆	☆	★	6.0	.236	66	2.598	65.4	2.575	28	1.102	0.6	.024
3.30	.130	27.0	1.063	8	6	860.1-0330-027A1-GM	★	★	★	☆	☆	★	6.0	.236	79	3.110	78.5	3.091	37	1.457	0.5	.020
3.40	.134	10.8	.425	3	6	860.1-0340-010A1-GM	★	★	★	☆	☆	★	6.0	.236	62	2.441	61.4	2.417	20	.787	0.6	.024
3.40	.134	17.6	.693	5	6	860.1-0340-017A1-GM	★	★	★	☆	☆	★	6.0	.236	66	2.598	65.4	2.575	28	1.102	0.6	.024
3.40	.134	27.8	1.094	8	6	860.1-0340-027A1-GM	★	★	★	☆	☆	★	6.0	.236	79	3.110	78.5	3.091	37	1.457	0.5	.020
3.45	.136	11.0	.433	3	6	860.1-0345-010A1-GM	★	★	★	☆	☆	★	6.0	.236	62	2.441	61.4	2.417	20	.787	0.6	.024
3.45	.136	17.9	.705	5	6	860.1-0345-017A1-GM	★	★	★	☆	☆	★	6.0	.236	66	2.598	65.4	2.575	28	1.102	0.6	.024
3.50	.138	11.1	.437	3	6	860.1-0350-011A1-GM	★	★	★	☆	☆	★	6.0	.236	62	2.441	61.4	2.417	20	.787	0.6	.024
3.50	.138	18.1	.713	5	6	860.1-0350-018A1-GM	★	★	★	☆	☆	★	6.0	.236	66	2.598	65.4	2.575	28	1.102	0.6	.024
3.50	.138	28.6	1.126	8	6	860.1-0350-028A1-GM	★	★	★	☆	☆	★	6.0	.236	79	3.110	78.5	3.091	37	1.457	0.5	.020
3.57	.141	11.4	.449	3	6	860.1-0357-011A1-GM	★	★	★	☆	☆	★	6.0	.236	62	2.441	61.4	2.417	20	.787	0.6	.024
3.57	.141	18.5	.728	5	6	860.1-0357-018A1-GM	★	★	★	☆	☆	★	6.0	.236	66	2.598	65.4	2.575	28	1.102	0.6	.024
3.57	.141	28.9	1.138	8	6	860.1-0357-028A1-GM	★	★	★	☆	☆	★	6.0	.236	79	3.110	78.5	3.091	37	1.457	0.5	.020
3.60	.142	11.5	.453	3	6	860.1-0360-011A1-GM	★	★	★	☆	☆	★	6.0	.236	62	2.441	61.4	2.417	20	.787	0.6	.024
3.60	.142	18.7	.736	5	6	860.1-0360-018A1-GM	★	★	★	☆	☆	★	6.0	.236	66	2.598	65.4	2.575	28	1.102	0.6	.024
3.70	.146	11.8	.465	3	6	860.1-0370-011A1-GM	★	★	★	☆	☆	★	6.0	.236	62	2.441	61.4	2.417	20	.787	0.6	.024
3.70	.146	19.2	.756	5	6	860.1-0370-019A1-GM	★	★	★	☆	☆	★	6.0	.236	66	2.598	65.4	2.575	28	1.102	0.6	.024
3.70	.146	28.8	1.134	7	6	860.1-0370-028A1-GM	★	★	★	☆	☆	★	6.0	.236	79	3.110	78.5	3.091	37	1.457	0.5	.020
3.80	.150	12.1	.476	3	6	860.1-0380-012A1-GM	★	★	★	☆	☆	★	6.0	.236	66	2.598	65.4	2.575	24	.945	0.6	.024
3.80	.150	19.7	.776	5	6	860.1-0380-019A1-GM	★	★	★	☆	☆	★	6.0	.236	74	2.913	73.4	2.890	36	1.417	0.6	.024
3.80	.150	31.1	1.224	8	6	860.1-0380-031A1-GM	★	★	★	☆	☆	★	6.0	.236	90	3.543	89.5	3.524	48	1.890	0.5	.020
3.90	.154	12.4	.488	3	6	860.1-0390-012A1-GM	★	★	★	☆	☆	★	6.0	.236	66	2.598	65.3	2.571	24	.945	0.7	.028
3.90	.154	20.2	.795	5	6	860.1-0390-020A1-GM	★	★	★	☆	☆	★	6.0	.236	74	2.913	73.3	2.886	36	1.417	0.7	.028
3.97	.156	20.6	.811	5	6	860.1-0397-020A1-GM	★	★	★	☆	☆	★	6.0	.236	74	2.913	73.3	2.886	36	1.417	0.7	.028
3.97	.156	32.5	1.280	8	6	860.1-0397-032A1-GM	★	★	★	☆	☆	★	6.0	.236	90	3.543	89.4	3.520	48	1.890	0.6	.024
4.00	.157	12.7	.500	3	6	860.1-0400-012A1-GM	★	★	★	☆	☆	★	6.0	.236	66	2.598	65.3	2.571	24	.945	0.7	.028
4.00	.157	20.7	.815	5	6	860.1-0400-020A1-GM	★	★	★	☆	☆	★	6.0	.236	74	2.913	73.3	2.886	36	1.417	0.7	.028
4.00	.157	32.7	1.287	8	6	860.1-0400-032A1-GM	★	★	★	☆	☆	★	6.0	.236	90	3.543	89.4	3.520	48	1.890	0.6	.024
4.10	.161	13.0	.512	3	6	860.1-0410-013A1-GM	★	★	★	☆	☆	★	6.0	.236	66	2.598	65.3	2.571	24	.945	0.7	.028
4.10	.161	21.2	.835	5	6	860.1-0410-021A1-GM	★	★	★	☆	☆	★	6.0	.236	74	2.913	73.3	2.886	36	1.417	0.7	.028
4.10	.161	33.5	1.319	8	6	860.1-0410-033A1-GM	★	★	★	☆	☆	★	6.0	.236	90	3.543	89.4	3.520	48	1.890	0.6	.024
4.20	.165	13.4	.528	3	6	860.1-0420-013A1-GM	★	★	★	☆	☆	★	6.0	.236	66	2.598	65.3	2.571	24	.945	0.7	.028
4.20	.165	21.8	.858	5	6	860.1-0420-021A1-GM	★	★	★	☆	☆	★	6.0	.236	74	2.913	73.3	2.886	36	1.417	0.7	.028
4.20	.165	34.4	1.354	8	6	860.1-0420-034A1-GM	★	★	★	☆	☆	★	6.0	.236	90	3.543	89.4	3.520	48	1.890	0.6	.024
4.30	.169	13.7	.539	3	6	860.1-0430-013A1-GM	★	★	★	☆	☆	★	6.0	.236	66	2.598	65.3	2.571	24	.945	0.7	.028
4.30	.169	22.3	.878	5	6	860.1-0430-022A1-GM	★	★	★	☆	☆	★	6.0	.236	74	2.913	73.3	2.886	36	1.417	0.7	.028
4.30	.169	35.2	1.386	8	6	860.1-0430-035A1-GM	★	★	★	☆	☆	★	6.0	.236	90	3.543	89.4	3.520	48	1.890	0.6	.024
4.36	.172	13.9	.547	3	6	860.1-0436-013A1-GM	★	★	★	☆	☆	★	6.0	.236	66	2.598	65.3	2.571	24	.945	0.7	.028
4.36	.172	22.6	.890	5	6	860.1-0436-022A1-GM	★	★	★	☆	☆	★	6.0	.236	74	2.913	73.3	2.886	36	1.417	0.7	.028
4.37	.172	35.8	1.409	8	6	860.1-0437-035A1-GM	★	★	★	☆	☆	★	6.0	.236	90	3.543	89.4	3.520	48	1.890	0.6	.024
4.40	.173	14.0	.551	3	6	860.1-0440-014A1-GM	★	★	★	☆	☆	★	6.0	.236	66	2.598	65.3	2.571	24	.945	0.7	.028
4.40	.173	22.8	.898	5	6	860.1-0440-022A1-GM	★	★	★	☆	☆	★	6.0	.236	74	2.913	73.3	2.886	36	1.417	0.7	.028

B76 E9 E28 E14

Foret carbure monobloc CoroDrill® 860

Multi-matières

Adduction interne de liquide de coupe

TCHA H9
SIG 140°

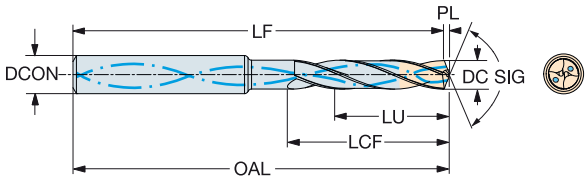

												Dimensions, mm, pouce									
DC	DC"	LU	LU"	ULDR	CZC_{MS}	Référence de commande	X1BM	X1BM	X1BM	X1BM	X1BM	X1BM	$DCON_{MS}$	$DCON_{MS}$"	OAL	OAL"	LF	LF"	LCF	LCF"	PL	PL"
4.50	.177	14.3	.563	3	6	860.1-0450-014A1-GM	★	★	★	☆	☆	★	6.0	.236	66	2.598	65.2	2.567	24	.945	0.8	.031
4.50	.177	23.3	.917	5	6	860.1-0450-023A1-GM	★	★	★	☆	☆	★	6.0	.236	74	2.913	73.2	2.882	36	1.417	0.8	.031
4.50	.177	36.8	1.449	8	6	860.1-0450-036A1-GM	★	★	★	☆	☆	★	6.0	.236	90	3.543	89.3	3.516	48	1.890	0.7	.028
4.55	.179	14.5	.571	3	6	860.1-0455-014A1-GM	★	★	★	☆	☆	★	6.0	.236	66	2.598	65.2	2.567	24	.945	0.8	.031
4.60	.181	14.6	.575	3	6	860.1-0460-014A1-GM	★	★	★	☆	☆	★	6.0	.236	66	2.598	65.2	2.567	24	.945	0.8	.031
4.60	.181	23.8	.937	5	6	860.1-0460-023A1-GM	★	★	★	☆	☆	★	6.0	.236	74	2.913	73.2	2.882	36	1.417	0.8	.031
4.60	.181	37.6	1.480	8	6	860.1-0460-037A1-GM	★	★	★	☆	☆	★	6.0	.236	90	3.543	89.3	3.516	48	1.890	0.7	.028
4.70	.185	14.6	.575	3	6	860.1-0470-014A1-GM	★	★	★	☆	☆	★	6.0	.236	66	2.598	65.2	2.567	24	.945	0.8	.031
4.70	.185	24.4	.961	5	6	860.1-0470-024A1-GM	★	★	★	☆	☆	★	6.0	.236	74	2.913	73.2	2.882	36	1.417	0.8	.031
4.70	.185	38.5	1.516	8	6	860.1-0470-038A1-GM	★	★	★	☆	☆	★	6.0	.236	90	3.543	89.3	3.516	48	1.890	0.7	.028
4.76	.187	15.1	.594	3	6	860.1-0476-015A1-GM	★	★	★	☆	☆	★	6.0	.236	66	2.598	65.2	2.567	28	1.102	0.8	.031
4.76	.187	24.7	.972	5	6	860.1-0476-024A1-GM	★	★	★	☆	☆	★	6.0	.236	74	2.913	73.2	2.882	44	1.732	0.8	.031
4.76	.187	38.9	1.532	8	6	860.1-0476-038A1-GM	★	★	★	☆	☆	★	6.0	.236	90	3.543	89.3	3.516	62	2.441	0.7	.028
4.80	.189	15.3	.602	3	6	860.1-0480-015A1-GM	★	★	★	☆	☆	★	6.0	.236	66	2.598	65.2	2.567	28	1.102	0.8	.031
4.80	.189	24.9	.980	5	6	860.1-0480-024A1-GM	★	★	★	☆	☆	★	6.0	.236	82	3.228	81.2	3.197	44	1.732	0.8	.031
4.80	.189	39.3	1.547	8	6	860.1-0480-039A1-GM	★	★	★	☆	☆	★	6.0	.236	104	4.094	103.3	4.067	62	2.441	0.7	.028
4.90	.193	15.6	.614	3	6	860.1-0490-015A1-GM	★	★	★	☆	☆	★	6.0	.236	66	2.598	65.2	2.567	28	1.102	0.8	.031
4.90	.193	25.4	1.000	5	6	860.1-0490-025A1-GM	★	★	★	☆	☆	★	6.0	.236	82	3.228	81.2	3.197	44	1.732	0.8	.031
5.00	.197	15.9	.626	3	6	860.1-0500-015A1-GM	★	★	★	☆	☆	★	6.0	.236	66	2.598	65.2	2.567	28	1.102	0.8	.031
5.00	.197	25.9	1.020	5	6	860.1-0500-025A1-GM	★	★	★	☆	☆	★	6.0	.236	82	3.228	81.2	3.197	44	1.732	0.8	.031
5.00	.197	40.9	1.610	8	6	860.1-0500-040A1-GM	★	★	★	☆	☆	★	6.0	.236	104	4.094	103.2	4.063	62	2.441	0.8	.031
5.10	.201	16.2	.638	3	6	860.1-0510-016A1-GM	★	★	★	☆	☆	★	6.0	.236	66	2.598	65.1	2.563	28	1.102	0.9	.035
5.10	.201	26.4	1.039	5	6	860.1-0510-026A1-GM	★	★	★	☆	☆	★	6.0	.236	82	3.228	81.1	3.193	44	1.732	0.9	.035
5.10	.201	41.7	1.642	8	6	860.1-0510-041A1-GM	★	★	★	☆	☆	★	6.0	.236	104	4.094	103.1	4.059	62	2.441	0.9	.035
5.16	.203	16.4	.646	3	6	860.1-0516-016A1-GM	★	★	★	☆	☆	★	6.0	.236	66	2.598	65.1	2.563	28	1.102	0.9	.035
5.16	.203	26.7	1.051	5	6	860.1-0516-026A1-GM	★	★	★	☆	☆	★	6.0	.236	82	3.228	81.1	3.193	44	1.732	0.9	.035
5.20	.205	16.5	.650	3	6	860.1-0520-016A1-GM	★	★	★	☆	☆	★	6.0	.236	66	2.598	65.1	2.563	28	1.102	0.9	.035
5.20	.205	26.9	1.059	5	6	860.1-0520-026A1-GM	★	★	★	☆	☆	★	6.0	.236	82	3.228	81.1	3.193	44	1.732	0.9	.035
5.20	.205	42.5	1.673	8	6	860.1-0520-042A1-GM	★	★	★	☆	☆	★	6.0	.236	104	4.094	103.1	4.059	62	2.441	0.9	.035
5.30	.209	27.2	1.071	5	6	860.1-0525-027A1-GM	★	★	★	☆	☆	★	6.0	.236	82	3.228	81.1	3.193	44	1.732	0.9	.035
5.30	.209	16.6	.654	3	6	860.1-0530-016A1-GM	★	★	★	☆	☆	★	6.0	.236	66	2.598	65.1	2.563	28	1.102	0.9	.035
5.30	.209	27.5	1.083	5	6	860.1-0530-027A1-GM	★	★	★	☆	☆	★	6.0	.236	82	3.228	81.1	3.193	44	1.732	0.9	.035
5.30	.209	43.4	1.709	8	6	860.1-0530-043A1-GM	★	★	★	☆	☆	★	6.0	.236	104	4.094	103.1	4.059	62	2.441	0.9	.035
5.40	.213	16.5	.650	3	6	860.1-0540-016A1-GM	★	★	★	☆	☆	★	6.0	.236	66	2.598	65.1	2.563	28	1.102	0.9	.035
5.40	.213	28.0	1.102	5	6	860.1-0540-027A1-GM	★	★	★	☆	☆	★	6.0	.236	82	3.228	81.1	3.193	44	1.732	0.9	.035
5.40	.213	44.2	1.740	8	6	860.1-0540-044A1-GM	★	★	★	☆	☆	★	6.0	.236	104	4.094	103.1	4.059	62	2.441	0.9	.035
5.50	.217	16.4	.646	2	6	860.1-0550-016A1-GM	★	★	★	☆	☆	★	6.0	.236	66	2.598	65.1	2.563	28	1.102	0.9	.035
5.50	.217	28.5	1.122	5	6	860.1-0550-028A1-GM	★	★	★	☆	☆	★	6.0	.236	82	3.228	81.1	3.193	44	1.732	0.9	.035
5.55	.219	45.0	1.772	8	6	860.1-0550-045A1-GM	★	★	★	☆	☆	★	6.0	.236	104	4.094	103.1	4.059	62	2.441	0.9	.035
5.56	.219	28.8	1.134	5	6	860.1-0555-028A1-GM	★	★	★	☆	☆	★	6.0	.236	82	3.228	81.1	3.193	44	1.732	0.9	.035
5.56	.219	16.4	.646	2	6	860.1-0556-016A1-GM	★	★	★	☆	☆	★	6.0	.236	66	2.598	65.1	2.563	28	1.102	0.9	.035
5.56	.219	28.8	1.134	5	6	860.1-0556-028A1-GM	★	★	★	☆	☆	★	6.0	.236	82	3.228	81.1	3.193	44	1.732	0.9	.035
5.56	.219	45.5	1.791	8	6	860.1-0556-045A1-GM	★	★	★	☆	☆	★	6.0	.236	104	4.094	103.1	4.059	62	2.441	0.9	.035
5.60	.220	16.3	.642	2	6	860.1-0560-016A1-GM	★	★	★	☆	☆	★	6.0	.236	66	2.598	65.0	2.559	28	1.102	1.0	.039
5.60	.220	29.0	1.142	5	6	860.1-0560-029A1-GM	★	★	★	☆	☆	★	6.0	.236	82	3.228	81.0	3.189	44	1.732	1.0	.039
5.60	.220	45.8	1.803	8	6	860.1-0560-045A1-GM	★	★	★	☆	☆	★	6.0	.236	104	4.094	103.0	4.055	62	2.441	1.0	.039
5.70	.224	16.2	.638	2	6	860.1-0570-016A1-GM	★	★	★	☆	☆	★	6.0	.236	66	2.598	65.0	2.559	28	1.102	1.0	.039
5.70	.224	29.5	1.161	5	6	860.1-0570-029A1-GM	★	★	★	☆	☆	★	6.0	.236	82	3.228	81.0	3.189	44	1.732	1.0	.039
5.70	.224	46.6	1.835	8	6	860.1-0570-046A1-GM	★	★	★	☆	☆	★	6.0	.236	104	4.094	103.0	4.055	62	2.441	1.0	.039
5.80	.228	16.2	.638	2	6	860.1-0580-016A1-GM	★	★	★	☆	☆	★	6.0	.236	66	2.598	65.0	2.559	28	1.102	1.0	.039
5.80	.228	30.1	1.185	5	6	860.1-0580-030A1-GM	★	★	★	☆	☆	★	6.0	.236	82	3.228	80.9	3.187	44	1.732	1.1	.042
5.80	.228	47.5	1.870	8	6	860.1-0580-047A1-GM	★	★	★	☆	☆	★	6.0	.236	104	4.094	103.0	4.055	62	2.441	1.0	.039
5.90	.232	16.1	.634	2	6	860.1-0590-016A1-GM	★	★	★	☆	☆	★	6.0	.236	66	2.598	65.0	2.559	28	1.102	1.0	.039
5.90	.232	48.3	1.902	8	6	860.1-0590-048A1-GM	★	★	★	☆	☆	★	6.0	.236	104	4.094	103.0	4.055	62	2.441	1.0	.039
5.95	.234	16.0	.630	2	6	860.1-0595-016A1-GM	★	★	★	☆	☆	★	6.0	.236	66	2.598	64.9	2.556	28	1.102	1.1	.043

B76 E9 E28 E14

FRE

Foret carbure monobloc CoroDrill® 860

Multi-matières

Adduction interne de liquide de coupe

TCHA H9
SIG 140°

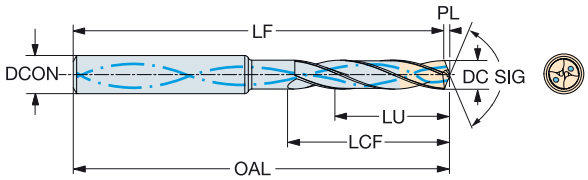

DC	DC"	LU	LU"	ULDR	CZC_{MS}	Référence de commande	P X1BM	M X1BM	K X1BM	N X1BM	S X1BM	H X1BM	Dimensions, mm, pouce $DCON_{MS}$	$DCON_{MS}$"	OAL	OAL"	LF	LF"	LCF	LCF"	PL	PL"
6.00	.236	16.0	.630	2	6	860.1-0600-016A1-GM	★	★	★	☆	☆	★	6.0	.236	66	2.598	64.9	2.555	28	1.102	1.1	.043
6.00	.236	31.1	1.224	5	6	860.1-0600-031A1-GM	★	★	★	☆	☆	★	6.0	.236	82	3.228	80.9	3.185	44	1.732	1.1	.043
6.00	.236	49.1	1.933	8	6	860.1-0600-049A1-GM	★	★	★	☆	☆	★	6.0	.236	104	4.094	103.0	4.055	62	2.441	1.0	.039
6.10	.240	19.4	.764	3	8	860.1-0610-019A1-GM	★	★	★	☆	☆	★	8.0	.315	79	3.110	77.9	3.067	34	1.339	1.1	.044
6.10	.240	31.6	1.244	5	8	860.1-0610-031A1-GM	★	★	★	☆	☆	★	8.0	.315	91	3.583	89.9	3.539	53	2.087	1.1	.044
6.10	.240	49.9	1.965	8	8	860.1-0610-049A1-GM	★	★	★	☆	☆	★	8.0	.315	126	4.961	125.0	4.921	84	3.307	1.0	.039
6.20	.244	19.7	.776	3	8	860.1-0620-019A1-GM	★	★	★	☆	☆	★	8.0	.315	79	3.110	77.9	3.066	34	1.339	1.1	.044
6.20	.244	32.1	1.264	5	8	860.1-0620-032A1-GM	★	★	★	☆	☆	★	8.0	.315	91	3.583	89.9	3.538	53	2.087	1.1	.044
6.20	.244	50.7	1.996	8	8	860.1-0620-050A1-GM	★	★	★	☆	☆	★	8.0	.315	126	4.961	124.9	4.917	84	3.307	1.1	.043
6.30	.248	20.0	.787	3	8	860.1-0630-020A1-GM	★	★	★	☆	☆	★	8.0	.315	79	3.110	77.9	3.065	34	1.339	1.1	.045
6.30	.248	32.6	1.283	5	8	860.1-0630-032A1-GM	★	★	★	☆	☆	★	8.0	.315	91	3.583	89.9	3.538	53	2.087	1.1	.045
6.30	.248	51.5	2.028	8	8	860.1-0630-051A1-GM	★	★	★	☆	☆	★	8.0	.315	126	4.961	124.9	4.917	84	3.307	1.1	.043
6.35	.250	20.2	.795	3	8	860.1-0635-020A1-GM	★	★	★	☆	☆	★	8.0	.315	79	3.110	77.8	3.065	34	1.339	1.2	.045
6.35	.250	32.9	1.295	5	8	860.1-0635-032A1-GM	★	★	★	☆	☆	★	8.0	.315	91	3.583	89.8	3.537	53	2.087	1.2	.045
6.35	.250	52.0	2.047	8	8	860.1-0635-051A1-GM	★	★	★	☆	☆	★	8.0	.315	126	4.961	124.9	4.917	84	3.307	1.1	.043
6.40	.252	20.4	.803	3	8	860.1-0640-020A1-GM	★	★	★	☆	☆	★	8.0	.315	79	3.110	77.8	3.064	34	1.339	1.2	.046
6.40	.252	33.2	1.307	5	8	860.1-0640-033A1-GM	★	★	★	☆	☆	★	8.0	.315	91	3.583	89.8	3.537	53	2.087	1.2	.046
6.40	.252	52.4	2.063	8	8	860.1-0640-052A1-GM	★	★	★	☆	☆	★	8.0	.315	126	4.961	124.9	4.917	84	3.307	1.1	.043
6.50	.256	20.7	.815	3	8	860.1-0650-020A1-GM	★	★	★	☆	☆	★	8.0	.315	79	3.110	77.8	3.064	34	1.339	1.2	.047
6.50	.256	33.7	1.327	5	8	860.1-0650-033A1-GM	★	★	★	☆	☆	★	8.0	.315	91	3.583	89.8	3.536	53	2.087	1.2	.047
6.50	.256	53.2	2.094	8	8	860.1-0650-053A1-GM	★	★	★	☆	☆	★	8.0	.315	126	4.961	124.9	4.917	84	3.307	1.1	.043
6.60	.260	20.6	.811	3	8	860.1-0660-020A1-GM	★	★	★	☆	☆	★	8.0	.315	79	3.110	77.8	3.063	34	1.339	1.2	.047
6.60	.260	34.2	1.346	5	8	860.1-0660-034A1-GM	★	★	★	☆	☆	★	8.0	.315	91	3.583	89.8	3.535	53	2.087	1.2	.047
6.60	.260	54.0	2.126	8	8	860.1-0660-054A1-GM	★	★	★	☆	☆	★	8.0	.315	126	4.961	124.9	4.917	84	3.307	1.1	.043
6.70	.264	20.5	.807	3	8	860.1-0670-020A1-GM	★	★	★	☆	☆	★	8.0	.315	79	3.110	77.8	3.062	34	1.339	1.2	.048
6.70	.264	34.7	1.366	5	8	860.1-0670-034A1-GM	★	★	★	☆	☆	★	8.0	.315	91	3.583	89.8	3.535	53	2.087	1.2	.048
6.70	.264	54.8	2.157	8	8	860.1-0670-054A1-GM	★	★	★	☆	☆	★	8.0	.315	126	4.961	124.9	4.917	84	3.307	1.1	.043
6.75	.266	20.5	.807	3	8	860.1-0675-020A1-GM	★	★	★	☆	☆	★	8.0	.315	79	3.110	77.8	3.062	34	1.339	1.2	.048
6.75	.266	35.0	1.378	5	8	860.1-0675-034A1-GM	★	★	★	☆	☆	★	8.0	.315	91	3.583	89.8	3.534	53	2.087	1.2	.048
6.80	.268	20.4	.803	3	8	860.1-0680-020A1-GM	★	★	★	☆	☆	★	8.0	.315	79	3.110	77.8	3.062	34	1.339	1.2	.049
6.80	.268	35.2	1.386	5	8	860.1-0680-035A1-GM	★	★	★	☆	☆	★	8.0	.315	91	3.583	89.8	3.534	53	2.087	1.2	.049
6.80	.268	55.6	2.189	8	8	860.1-0680-055A1-GM	★	★	★	☆	☆	★	8.0	.315	126	4.961	124.8	4.913	84	3.307	1.2	.047
6.90	.272	20.3	.799	2	8	860.1-0690-020A1-GM	★	★	★	☆	☆	★	8.0	.315	79	3.110	77.7	3.061	34	1.339	1.3	.049
6.90	.272	35.8	1.409	5	8	860.1-0690-035A1-GM	★	★	★	☆	☆	★	8.0	.315	91	3.583	89.7	3.533	53	2.087	1.3	.049
6.90	.272	56.5	2.224	8	8	860.1-0690-056A1-GM	★	★	★	☆	☆	★	8.0	.315	126	4.961	124.8	4.913	84	3.307	1.2	.047
7.00	.276	22.3	.878	3	8	860.1-0700-022A1-GM	★	★	★	☆	☆	★	8.0	.315	79	3.110	77.7	3.060	41	1.614	1.3	.050
7.00	.276	36.3	1.429	5	8	860.1-0700-036A1-GM	★	★	★	☆	☆	★	8.0	.315	91	3.583	89.7	3.533	53	2.087	1.3	.050
7.00	.276	57.3	2.256	8	8	860.1-0700-057A1-GM	★	★	★	☆	☆	★	8.0	.315	126	4.961	124.8	4.913	84	3.307	1.2	.047
7.10	.280	22.6	.890	3	8	860.1-0710-022A1-GM	★	★	★	☆	☆	★	8.0	.315	79	3.110	77.7	3.059	41	1.614	1.3	.051
7.10	.280	36.8	1.449	5	8	860.1-0710-036A1-GM	★	★	★	☆	☆	★	8.0	.315	91	3.583	89.7	3.532	53	2.087	1.3	.051
7.10	.280	58.1	2.287	8	8	860.1-0710-058A1-GM	★	★	★	☆	☆	★	8.0	.315	126	4.961	124.8	4.913	84	3.307	1.2	.047
7.14	.281	22.7	.894	3	8	860.1-0714-022A1-GM	★	★	★	☆	☆	★	8.0	.315	79	3.110	77.7	3.059	41	1.614	1.3	.051
7.14	.281	58.4	2.299	8	8	860.1-0714-058A1-GM	★	★	★	☆	☆	★	8.0	.315	126	4.961	124.8	4.913	84	3.307	1.2	.047
7.20	.283	22.9	.902	3	8	860.1-0720-022A1-GM	★	★	★	☆	☆	★	8.0	.315	79	3.110	77.7	3.059	41	1.614	1.3	.052
7.20	.283	37.3	1.469	5	8	860.1-0720-037A1-GM	★	★	★	☆	☆	★	8.0	.315	91	3.583	89.7	3.531	53	2.087	1.3	.052
7.30	.287	23.2	.913	3	8	860.1-0730-023A1-GM	★	★	★	☆	☆	★	8.0	.315	79	3.110	77.7	3.058	41	1.614	1.3	.052
7.30	.287	37.8	1.488	5	8	860.1-0730-037A1-GM	★	★	★	☆	☆	★	8.0	.315	91	3.583	89.7	3.530	53	2.087	1.3	.052
7.40	.291	23.5	.925	3	8	860.1-0740-023A1-GM	★	★	★	☆	☆	★	8.0	.315	79	3.110	77.7	3.057	41	1.614	1.3	.053
7.40	.291	38.3	1.508	5	8	860.1-0740-038A1-GM	★	★	★	☆	☆	★	8.0	.315	91	3.583	89.7	3.530	53	2.087	1.3	.053
7.40	.291	60.5	2.382	8	8	860.1-0740-060A1-GM	★	★	★	☆	☆	★	8.0	.315	126	4.961	124.7	4.909	84	3.307	1.3	.051
7.50	.295	23.9	.941	3	8	860.1-0750-023A1-GM	★	★	★	☆	☆	★	8.0	.315	79	3.110	77.6	3.057	41	1.614	1.4	.054
7.50	.295	38.8	1.528	5	8	860.1-0750-038A1-GM	★	★	★	☆	☆	★	8.0	.315	91	3.583	89.6	3.529	53	2.087	1.4	.054
7.50	.295	61.4	2.417	8	8	860.1-0750-061A1-GM	★	★	★	☆	☆	★	8.0	.315	126	4.961	124.7	4.909	84	3.307	1.3	.051
7.54	.297	24.0	.945	3	8	860.1-0754-023A1-GM	★	★	★	☆	☆	★	8.0	.315	79	3.110	77.6	3.056	41	1.614	1.4	.054
7.60	.299	24.2	.953	3	8	860.1-0760-024A1-GM	★	★	★	☆	☆	★	8.0	.315	79	3.110	77.6	3.056	41	1.614	1.4	.054
7.60	.299	38.7	1.524	5	10	860.1-0760-038A1-GM	★	★	★	☆	☆	★	10.0	.394	91	3.583	89.6	3.528	53	2.087	1.4	.054

B76 E9 E28 E14

Foret carbure monobloc CoroDrill® 860

Multi-matières

Adduction interne de liquide de coupe

TCHA H9
SIG 140°

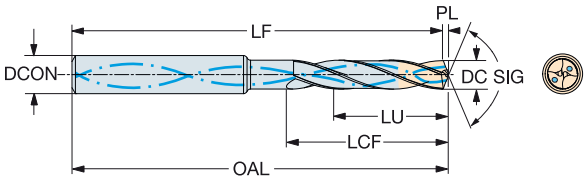

							P	M	K	N	S	H	Dimensions, mm, pouce								
DC	DC"	LU	LU"	ULDR	CZC_{MS}	Référence de commande	X1BM	X1BM	X1BM	X1BM	X1BM	X1BM	$DCON_{MS}$	$DCON_{MS}$"	OAL	OAL"	LF	LF"	LCF	LCF"	PL	PL"
7.70	.303	24.5	.965	3	8	860.1-0770-024A1-GM	★	★	★	☆	☆	★	8.0	.315	79	3.110	77.6	3.055	41	1.614	1.4	.055
7.70	.303	63.0	2.480	8	8	860.1-0770-063A1-GM	★	★	★	☆	☆	★	8.0	.315	126	4.961	124.7	4.909	84	3.307	1.3	.051
7.80	.307	24.8	.976	3	8	860.1-0780-024A1-GM	★	★	★	☆	☆	★	8.0	.315	79	3.110	77.6	3.054	41	1.614	1.4	.056
7.80	.307	38.6	1.520	4	8	860.1-0780-038A1-GM	★	★	★	☆	☆	★	8.0	.315	91	3.583	89.6	3.527	53	2.087	1.4	.056
7.80	.307	63.8	2.512	8	8	860.1-0780-063A1-GM	★	★	★	☆	☆	★	8.0	.315	126	4.961	124.7	4.909	84	3.307	1.3	.051
7.90	.311	25.1	.988	3	8	860.1-0790-025A1-GM	★	★	★	☆	☆	★	8.0	.315	79	3.110	77.6	3.054	41	1.614	1.4	.057
7.90	.311	64.6	2.543	8	8	860.1-0790-064A1-GM	★	★	★	☆	☆	★	8.0	.315	126	4.961	124.6	4.906	84	3.307	1.4	.055
7.94	.313	25.3	.996	3	8	860.1-0794-025A1-GM	★	★	★	☆	☆	★	8.0	.315	79	3.110	77.6	3.053	41	1.614	1.4	.057
7.94	.313	38.4	1.512	4	8	860.1-0794-038A1-GM	★	★	★	☆	☆	★	8.0	.315	91	3.583	89.6	3.526	53	2.087	1.4	.057
7.94	.313	65.0	2.559	8	8	860.1-0794-064A1-GM	★	★	★	☆	☆	★	8.0	.315	126	4.961	124.6	4.906	84	3.307	1.4	.055
8.00	.315	25.5	1.004	3	8	860.1-0800-025A1-GM	★	★	★	☆	☆	★	8.0	.315	79	3.110	77.5	3.053	41	1.614	1.5	.057
8.00	.315	38.4	1.512	4	8	860.1-0800-038A1-GM	★	★	★	☆	☆	★	8.0	.315	91	3.583	89.5	3.525	53	2.087	1.5	.057
8.00	.315	65.5	2.579	8	8	860.1-0800-065A1-GM	★	★	★	☆	☆	★	8.0	.315	126	4.961	124.6	4.906	84	3.307	1.4	.055
8.10	.319	25.8	1.016	3	10	860.1-0810-025A1-GM	★		★	☆	☆	★	10.0	.394	89	3.504	87.5	3.446	47	1.850	1.5	.058
8.10	.319	42.0	1.654	5	10	860.1-0810-041A1-GM	★		★	☆	☆	★	10.0	.394	103	4.055	101.5	3.997	61	2.402	1.5	.058
8.10	.319	66.3	2.610	8	10	860.1-0810-066A1-GM	★		★	☆	☆	★	10.0	.394	152	5.984	150.6	5.929	106	4.173	1.4	.055
8.20	.323	26.1	1.028	3	10	860.1-0820-026A1-GM	★		★	☆	☆	★	10.0	.394	89	3.504	87.5	3.445	47	1.850	1.5	.059
8.20	.323	42.5	1.673	5	10	860.1-0820-042A1-GM	★		★	☆	☆	★	10.0	.394	103	4.055	101.5	3.996	61	2.402	1.5	.059
8.20	.323	67.1	2.642	8	10	860.1-0820-067A1-GM	★		★	☆	☆	★	10.0	.394	152	5.984	150.6	5.929	106	4.173	1.4	.055
8.30	.327	26.4	1.039	3	10	860.1-0830-026A1-GM	★		★	☆	☆	★	10.0	.394	89	3.504	87.5	3.444	47	1.850	1.5	.059
8.30	.327	43.0	1.693	5	10	860.1-0830-043A1-GM	★		★	☆	☆	★	10.0	.394	103	4.055	101.5	3.996	61	2.402	1.5	.059
8.30	.327	67.9	2.673	8	10	860.1-0830-067A1-GM	★		★	☆	☆	★	10.0	.394	152	5.984	150.6	5.929	106	4.173	1.4	.055
8.40	.331	26.7	1.051	3	10	860.1-0840-026A1-GM	★		★	☆	☆	★	10.0	.394	89	3.504	87.5	3.444	47	1.850	1.5	.060
8.40	.331	43.5	1.713	5	10	860.1-0840-043A1-GM	★		★	☆	☆	★	10.0	.394	103	4.055	101.5	3.995	61	2.402	1.5	.060
8.50	.335	27.0	1.063	3	10	860.1-0850-027A1-GM	★		★	☆	☆	★	10.0	.394	89	3.504	87.5	3.443	47	1.850	1.5	.061
8.50	.335	44.0	1.732	5	10	860.1-0850-044A1-GM	★		★	☆	☆	★	10.0	.394	103	4.055	101.5	3.994	61	2.402	1.5	.061
8.50	.335	69.5	2.736	8	10	860.1-0850-069A1-GM	★		★	☆	☆	★	10.0	.394	152	5.984	150.5	5.925	106	4.173	1.5	.059
8.60	.339	27.4	1.079	3	10	860.1-0860-027A1-GM	★		★	☆	☆	★	10.0	.394	89	3.504	87.4	3.442	47	1.850	1.6	.062
8.60	.339	44.6	1.756	5	10	860.1-0860-044A1-GM	★		★	☆	☆	★	10.0	.394	103	4.055	101.4	3.994	61	2.402	1.6	.062
8.60	.339	70.4	2.772	8	10	860.1-0860-070A1-GM	★		★	☆	☆	★	10.0	.394	152	5.984	150.5	5.925	106	4.173	1.5	.059
8.70	.343	27.7	1.091	3	10	860.1-0870-027A1-GM	★		★	☆	☆	★	10.0	.394	89	3.504	87.4	3.442	47	1.850	1.6	.062
8.70	.343	45.0	1.772	5	10	860.1-0870-044A1-GM	★		★	☆	☆	★	10.0	.394	103	4.055	101.4	3.993	61	2.402	1.6	.062
8.70	.343	71.2	2.803	8	10	860.1-0870-071A1-GM	★		★	☆	☆	★	10.0	.394	152	5.984	150.5	5.925	106	4.173	1.5	.059
8.73	.344	27.8	1.094	3	10	860.1-0873-027A1-GM	★		★	☆	☆	★	10.0	.394	89	3.504	87.4	3.441	47	1.850	1.6	.063
8.73	.344	71.4	2.811	8	10	860.1-0873-071A1-GM	★		★	☆	☆	★	10.0	.394	152	5.984	150.4	5.922	106	4.173	1.6	.063
8.80	.346	28.0	1.102	3	10	860.1-0880-028A1-GM	★		★	☆	☆	★	10.0	.394	89	3.504	87.4	3.441	47	1.850	1.6	.063
8.80	.346	44.9	1.768	5	10	860.1-0880-044A1-GM	★		★	☆	☆	★	10.0	.394	103	4.055	101.4	3.992	61	2.402	1.6	.063
8.90	.350	28.3	1.114	3	10	860.1-0890-028A1-GM	★		★	☆	☆	★	10.0	.394	89	3.504	87.4	3.440	47	1.850	1.6	.064
9.00	.354	28.6	1.126	3	10	860.1-0900-028A1-GM	★		★	☆	☆	★	10.0	.394	89	3.504	87.4	3.439	47	1.850	1.6	.064
9.00	.354	44.7	1.760	4	10	860.1-0900-044A1-GM	★		★	☆	☆	★	10.0	.394	103	4.055	101.4	3.991	61	2.402	1.6	.064
9.00	.354	73.6	2.898	8	10	860.1-0900-073A1-GM	★		★	☆	☆	★	10.0	.394	152	5.984	150.4	5.920	106	4.173	1.6	.064
9.13	.359	29.1	1.146	3	10	860.1-0913-029A1-GM	★		★	☆	☆	★	10.0	.394	89	3.504	87.3	3.439	47	1.850	1.7	.065
9.20	.362	29.3	1.154	3	10	860.1-0920-029A1-GM	★		★	☆	☆	★	10.0	.394	89	3.504	87.3	3.438	47	1.850	1.7	.066
9.30	.366	29.6	1.165	3	10	860.1-0930-029A1-GM	★		★	☆	☆	★	10.0	.394	89	3.504	87.3	3.437	47	1.850	1.7	.067
9.30	.366	44.4	1.748	4	10	860.1-0930-044A1-GM	★		★	☆	☆	★	10.0	.394	103	4.055	101.3	3.989	61	2.402	1.7	.067
9.40	.370	44.4	1.748	4	10	860.1-0940-044A1-GM	★		★	☆	☆	★	10.0	.394	103	4.055	101.3	3.988	61	2.402	1.7	.067
9.40	.370	76.9	3.028	8	10	860.1-0940-076A1-GM	★		★	☆	☆	★	10.0	.394	152	5.984	150.3	5.917	106	4.173	1.7	.067
9.50	.374	30.2	1.189	3	10	860.1-0950-030A1-GM	★		★	☆	☆	★	10.0	.394	89	3.504	87.3	3.436	47	1.850	1.7	.068
9.50	.374	44.3	1.744	4	10	860.1-0950-044A1-GM	★		★	☆	☆	★	10.0	.394	103	4.055	101.3	3.987	61	2.402	1.7	.068
9.50	.374	77.7	3.059	8	10	860.1-0950-077A1-GM	★		★	☆	☆	★	10.0	.394	152	5.984	150.3	5.916	106	4.173	1.7	.068
9.52	.375	30.3	1.193	3	10	860.1-0952-030A1-GM	★		★	☆	☆	★	10.0	.394	89	3.504	87.3	3.436	47	1.850	1.7	.068
9.52	.375	44.3	1.744	4	10	860.1-0952-044A1-GM	★		★	☆	☆	★	10.0	.394	103	4.055	101.3	3.987	61	2.402	1.7	.068
9.52	.375	77.9	3.067	8	10	860.1-0952-077A1-GM	★		★	☆	☆	★	10.0	.394	152	5.984	150.3	5.916	106	4.173	1.7	.068
9.60	.378	30.2	1.189	3	10	860.1-0960-030A1-GM	★		★	☆	☆	★	10.0	.394	89	3.504	87.3	3.435	47	1.850	1.7	.069
9.60	.378	44.2	1.740	4	10	860.1-0960-044A1-GM	★		★	☆	☆	★	10.0	.394	103	4.055	101.3	3.986	61	2.402	1.7	.069

B76 E9 E28 E14

FRE

Foret carbure monobloc CoroDrill® 860

Multi-matières

Adduction interne de liquide de coupe

TCHA H9
SIG 140°

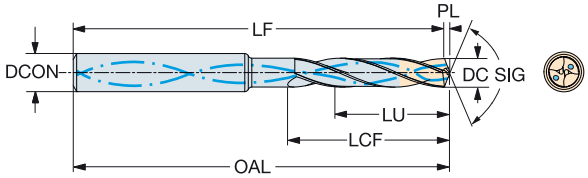

DC	DC"	LU	LU"	ULDR	CZC_{MS}	Référence de commande	P X1BM	M X1BM	K X1BM	N X1BM	S X1BM	H X1BM	Dimensions, mm, pouce $DCON_{MS}$	$DCON_{MS}$"	OAL	OAL"	LF	LF"	LCF	LCF"	PL	PL"
9.70	.382	30.1	1.185	3	10	860.1-0970-030A1-GM	★		★	☆	☆	★	10.0	.394	89	3.504	87.2	3.434	47	1.850	1.8	.069
9.70	.382	44.1	1.736	4	10	860.1-0970-044A1-GM	★		★	☆	☆	★	10.0	.394	103	4.055	101.2	3.986	61	2.402	1.8	.069
9.70	.382	79.4	3.126	8	10	860.1-0970-079A1-GM	★		★	☆	☆	★	10.0	.394	152	5.984	150.2	5.915	106	4.173	1.8	.069
9.80	.386	30.0	1.181	3	10	860.1-0980-030A1-GM	★		★	☆	☆	★	10.0	.394	89	3.504	87.2	3.434	47	1.850	1.8	.070
9.80	.386	44.0	1.732	4	10	860.1-0980-044A1-GM	★		★	☆	☆	★	10.0	.394	103	4.055	101.2	3.985	61	2.402	1.8	.070
9.80	.386	80.2	3.157	8	10	860.1-0980-080A1-GM	★		★	☆	☆	★	10.0	.394	152	5.984	150.2	5.914	106	4.173	1.8	.070
9.90	.390	30.0	1.181	3	10	860.1-0990-029A1-GM	★		★	☆	☆	★	10.0	.394	89	3.504	87.2	3.433	47	1.850	1.8	.071
9.90	.390	44.0	1.732	4	10	860.1-0990-043A1-GM	★		★	☆	☆	★	10.0	.394	103	4.055	101.2	3.984	61	2.402	1.8	.071
9.92	.391	30.0	1.181	3	10	860.1-0992-029A1-GM	★		★	☆	☆	★	10.0	.394	89	3.504	87.2	3.433	47	1.850	1.8	.071
9.92	.391	81.2	3.197	8	10	860.1-0992-081A1-GM	★		★	☆	☆	★	10.0	.394	152	5.984	150.2	5.913	106	4.173	1.8	.071
10.00	.394	29.9	1.177	2	10	860.1-1000-029A1-GM	★		★	☆	☆	★	10.0	.394	89	3.504	87.2	3.432	47	1.850	1.8	.072
10.00	.394	43.9	1.728	4	10	860.1-1000-043A1-GM	★		★	☆	☆	★	10.0	.394	103	4.055	101.2	3.983	61	2.402	1.8	.072
10.00	.394	81.8	3.220	8	10	860.1-1000-081A1-GM	★		★	☆	☆	★	10.0	.394	152	5.984	150.2	5.913	106	4.173	1.8	.072
10.10	.398	32.1	1.264	3	12	860.1-1010-032A1-GM	★		★	☆	☆	★	12.0	.472	89	3.504	87.2	3.432	55	2.165	1.8	.072
10.10	.398	52.3	2.059	5	12	860.1-1010-052A1-GM	★		★	☆	☆	★	12.0	.472	103	4.055	101.2	3.983	71	2.795	1.8	.072
10.10	.398	82.6	3.252	8	12	860.1-1010-082A1-GM	★		★	☆	☆	★	12.0	.472	152	5.984	150.2	5.912	128	5.039	1.8	.072
10.20	.402	32.5	1.280	3	12	860.1-1020-032A1-GM	★		★	☆	☆	★	12.0	.472	102	4.016	100.1	3.943	55	2.165	1.9	.073
10.20	.402	52.9	2.083	5	12	860.1-1020-052A1-GM	★		★	☆	☆	★	12.0	.472	118	4.646	116.1	4.573	71	2.795	1.9	.073
10.20	.402	83.5	3.287	8	12	860.1-1020-083A1-GM	★		★	☆	☆	★	12.0	.472	180	7.087	178.1	7.014	128	5.039	1.9	.073
10.30	.406	32.8	1.291	3	12	860.1-1030-032A1-GM	★		★	☆	☆	★	12.0	.472	102	4.016	100.1	3.942	55	2.165	1.9	.074
10.30	.406	52.9	2.083	5	12	860.1-1030-052A1-GM	★		★	☆	☆	★	12.0	.472	118	4.646	116.1	4.572	71	2.795	1.9	.074
10.30	.406	84.3	3.319	8	12	860.1-1030-084A1-GM	★		★	☆	☆	★	12.0	.472	180	7.087	178.1	7.013	128	5.039	1.9	.074
10.32	.406	32.8	1.291	3	12	860.1-1032-032A1-GM	★		★	☆	☆	★	12.0	.472	102	4.016	100.1	3.942	55	2.165	1.9	.074
10.32	.406	52.9	2.083	5	12	860.1-1032-052A1-GM	★		★	☆	☆	★	12.0	.472	118	4.646	116.1	4.572	71	2.795	1.9	.074
10.40	.409	33.1	1.303	3	12	860.1-1040-033A1-GM	★		★	☆	☆	★	12.0	.472	102	4.016	100.1	3.941	55	2.165	1.9	.075
10.40	.409	52.8	2.079	5	12	860.1-1040-052A1-GM	★		★	☆	☆	★	12.0	.472	118	4.646	116.1	4.571	71	2.795	1.9	.075
10.50	.413	33.4	1.315	3	12	860.1-1050-033A1-GM	★		★	☆	☆	★	12.0	.472	102	4.016	100.1	3.941	55	2.165	1.9	.075
10.50	.413	52.7	2.075	5	12	860.1-1050-052A1-GM	★		★	☆	☆	★	12.0	.472	118	4.646	116.1	4.570	71	2.795	1.9	.075
10.50	.413	85.9	3.382	8	12	860.1-1050-085A1-GM	★		★	☆	☆	★	12.0	.472	180	7.087	178.1	7.011	128	5.039	1.9	.075
10.60	.417	33.7	1.327	3	12	860.1-1060-033A1-GM	★		★	☆	☆	★	12.0	.472	102	4.016	100.1	3.940	55	2.165	1.9	.076
10.70	.421	34.0	1.339	3	12	860.1-1070-034A1-GM	★		★	☆	☆	★	12.0	.472	102	4.016	100.1	3.939	55	2.165	1.9	.077
10.70	.421	52.5	2.067	4	12	860.1-1070-052A1-GM	★		★	☆	☆	★	12.0	.472	118	4.646	116.1	4.569	71	2.795	1.9	.077
10.71	.422	34.1	1.343	3	12	860.1-1071-034A1-GM	★		★	☆	☆	★	12.0	.472	102	4.016	100.1	3.939	55	2.165	1.9	.077
10.71	.422	52.5	2.067	4	12	860.1-1071-052A1-GM	★		★	☆	☆	★	12.0	.472	118	4.646	116.1	4.569	71	2.795	1.9	.077
10.80	.425	34.4	1.354	3	12	860.1-1080-034A1-GM	★		★	☆	☆	★	12.0	.472	102	4.016	100.0	3.938	55	2.165	2.0	.077
10.80	.425	52.5	2.067	4	12	860.1-1080-052A1-GM	★		★	☆	☆	★	12.0	.472	118	4.646	116.0	4.568	71	2.795	2.0	.077
10.80	.425	88.4	3.480	8	12	860.1-1080-088A1-GM	★		★	☆	☆	★	12.0	.472	180	7.087	178.0	7.009	128	5.039	2.0	.077
11.00	.433	35.0	1.378	3	12	860.1-1100-035A1-GM	★		★	☆	☆	★	12.0	.472	102	4.016	100.0	3.937	55	2.165	2.0	.079
11.00	.433	52.3	2.059	4	12	860.1-1100-052A1-GM	★		★	☆	☆	★	12.0	.472	118	4.646	116.0	4.567	71	2.795	2.0	.079
11.00	.433	90.0	3.543	8	12	860.1-1100-090A1-GM	★		★	☆	☆	★	12.0	.472	180	7.087	178.0	7.008	128	5.039	2.0	.079
11.10	.437	35.3	1.390	3	12	860.1-1110-035A1-GM	★		★	☆	☆	★	12.0	.472	102	4.016	100.0	3.936	55	2.165	2.0	.080
11.10	.437	52.2	2.055	4	12	860.1-1110-052A1-GM	★		★	☆	☆	★	12.0	.472	118	4.646	116.0	4.566	71	2.795	2.0	.080
11.10	.437	90.8	3.575	8	12	860.1-1110-090A1-GM	★		★	☆	☆	★	12.0	.472	180	7.087	178.0	7.007	128	5.039	2.0	.080
11.11	.437	35.4	1.394	3	12	860.1-1111-035A1-GM	★		★	☆	☆	★	12.0	.472	102	4.016	100.0	3.936	55	2.165	2.0	.080
11.11	.437	52.2	2.055	4	12	860.1-1111-052A1-GM	★		★	☆	☆	★	12.0	.472	118	4.646	116.0	4.566	71	2.795	2.0	.080
11.20	.441	35.6	1.402	3	12	860.1-1120-035A1-GM	★		★	☆	☆	★	12.0	.472	102	4.016	100.0	3.936	55	2.165	2.0	.080
11.20	.441	52.1	2.051	4	12	860.1-1120-052A1-GM	★		★	☆	☆	★	12.0	.472	118	4.646	116.0	4.565	71	2.795	2.0	.080
11.30	.445	52.1	2.051	4	12	860.1-1130-052A1-GM	★		★	☆	☆	★	12.0	.472	118	4.646	115.9	4.565	71	2.795	2.1	.081
11.50	.453	35.9	1.413	3	12	860.1-1150-035A1-GM	★		★	☆	☆	★	12.0	.472	102	4.016	99.9	3.933	55	2.165	2.1	.082
11.50	.453	51.9	2.043	4	12	860.1-1150-051A1-GM	★		★	☆	☆	★	12.0	.472	118	4.646	115.9	4.563	71	2.795	2.1	.082
11.50	.453	94.1	3.705	8	12	860.1-1150-094A1-GM	★		★	☆	☆	★	12.0	.472	180	7.087	177.9	7.004	128	5.039	2.1	.082
11.60	.457	35.8	1.409	3	12	860.1-1160-035A1-GM	★		★	☆	☆	★	12.0	.472	102	4.016	99.9	3.933	55	2.165	2.1	.083
11.70	.461	35.8	1.409	3	12	860.1-1170-035A1-GM	★		★	☆	☆	★	12.0	.472	102	4.016	99.9	3.932	55	2.165	2.1	.084
11.80	.465	35.7	1.406	3	12	860.1-1180-035A1-GM	★		★	☆	☆	★	12.0	.472	102	4.016	99.9	3.931	55	2.165	2.1	.085
11.80	.465	51.7	2.035	4	12	860.1-1180-051A1-GM	★		★	☆	☆	★	12.0	.472	118	4.646	115.9	4.561	71	2.795	2.1	.085
11.80	.465	96.5	3.799	8	12	860.1-1180-096A1-GM	★		★	☆	☆	★	12.0	.472	180	7.087	177.9	7.002	128	5.039	2.1	.085

B76 E9 E28 E14

A B C D E

Foret carbure monobloc CoroDrill® 860

Multi-matières

Adduction interne de liquide de coupe

TCHA H9
SIG 140°

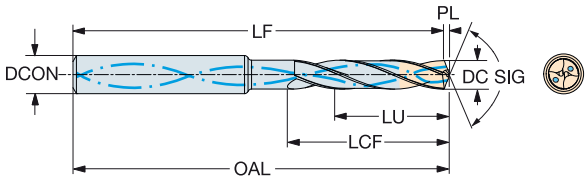

DC	DC"	LU	LU"	ULDR	CZC_{MS}	Référence de commande	P X1BM	M X1BM	K X1BM	N X1BM	S X1BM	H X1BM	$DCON_{MS}$	$DCON_{MS}$"	OAL	OAL"	LF	LF"	LCF	LCF"	PL	PL"
							Dimensions, mm, pouce															
11.90	.469	51.6	2.032	4	12	860.1-1190-051A1-GM	★		★	☆	☆	★	12.0	.472	118	4.646	115.8	4.560	71	2.795	2.2	.085
11.90	.469	97.4	3.835	8	12	860.1-1190-097A1-GM	★		★	☆	☆	★	12.0	.472	180	7.087	177.8	7.001	128	5.039	2.2	.085
12.00	.472	35.6	1.402	2	12	860.1-1200-035A1-GM	★		★	☆	☆	★	12.0	.472	102	4.016	99.8	3.930	55	2.165	2.2	.086
12.00	.472	51.6	2.032	4	14	860.1-1200-051A1-GM	★		★	☆	☆	★	14.0	.551	118	4.646	115.8	4.560	71	2.795	2.2	.086
12.00	.472	98.2	3.866	8	12	860.1-1200-098A1-GM	★		★	☆	☆	★	12.0	.472	180	7.087	177.8	7.001	128	5.039	2.2	.086
12.10	.476	56.7	2.232	4	14	860.1-1210-056A1-GM	★		★	☆	☆	★	14.0	.551	118	4.646	115.8	4.559	77	3.032	2.2	.087
12.20	.480	38.8	1.528	3	14	860.1-1220-038A1-GM	★		★	☆	☆	★	14.0	.551	107	4.213	104.8	4.125	60	2.362	2.2	.087
12.20	.480	56.6	2.228	4	14	860.1-1220-056A1-GM	★		★	☆	☆	★	14.0	.551	124	4.882	121.8	4.794	77	3.032	2.2	.087
12.30	.484	39.1	1.539	3	14	860.1-1230-039A1-GM	★		★	☆	☆	★	14.0	.551	107	4.213	104.8	4.124	60	2.362	2.2	.088
12.30	.484	100.6	3.961	8	14	860.1-1230-100A1-GM	★		★	☆	☆	★	14.0	.551	202	7.953	199.8	7.865	151	5.945	2.2	.088
12.40	.488	39.4	1.551	3	14	860.1-1240-039A1-GM	★		★	☆	☆	★	14.0	.551	107	4.213	104.7	4.124	60	2.362	2.3	.089
12.50	.492	39.4	1.551	3	14	860.1-1250-039A1-GM	★		★	☆	☆	★	14.0	.551	107	4.213	104.7	4.123	60	2.362	2.3	.090
12.50	.492	56.4	2.220	4	14	860.1-1250-056A1-GM	★		★	☆	☆	★	14.0	.551	124	4.882	121.7	4.792	77	3.032	2.3	.090
12.50	.492	102.3	4.028	8	14	860.1-1250-102A1-GM	★		★	☆	☆	★	14.0	.551	202	7.953	199.7	7.863	151	5.945	2.3	.090
12.70	.500	39.2	1.543	3	14	860.1-1270-039A1-GM	★		★	☆	☆	★	14.0	.551	107	4.213	104.7	4.122	60	2.362	2.3	.091
12.70	.500	56.2	2.213	4	14	860.1-1270-056A1-GM	★		★	☆	☆	★	14.0	.551	124	4.882	121.7	4.791	77	3.032	2.3	.091
12.70	.500	103.9	4.091	8	14	860.1-1270-103A1-GM	★		★	☆	☆	★	14.0	.551	202	7.953	199.7	7.862	151	5.945	2.3	.091
12.80	.504	104.7	4.122	8	14	860.1-1280-104A1-GM	★		★	☆	☆	★	14.0	.551	202	7.953	199.7	7.861	151	5.945	2.3	.092
13.00	.512	39.0	1.535	3	14	860.1-1300-038A1-GM	★		★	☆	☆	★	14.0	.551	107	4.213	104.6	4.119	60	2.362	2.4	.093
13.00	.512	56.0	2.205	4	14	860.1-1300-055A1-GM	★		★	☆	☆	★	14.0	.551	124	4.882	121.6	4.789	77	3.032	2.4	.093
13.00	.512	106.4	4.189	8	14	860.1-1300-106A1-GM	★		★	☆	☆	★	14.0	.551	202	7.953	199.6	7.860	151	5.945	2.4	.093
13.10	.516	55.9	2.201	4	14	860.1-1310-055A1-GM	★		★	☆	☆	★	14.0	.551	124	4.882	121.6	4.788	77	3.032	2.4	.094
13.25	.522	38.8	1.528	2	14	860.1-1325-038A1-GM	★		★	☆	☆	★	14.0	.551	107	4.213	104.6	4.118	60	2.362	2.4	.095
13.30	.524	38.8	1.528	2	14	860.1-1330-036A1-GM	★		★	☆	☆	★	14.0	.551	107	4.213	104.6	4.117	60	2.362	2.4	.095
13.50	.531	38.6	1.520	2	14	860.1-1350-038A1-GM	★		★	☆	☆	★	14.0	.551	107	4.213	104.5	4.116	60	2.362	2.5	.097
13.50	.531	55.6	2.189	4	14	860.1-1350-055A1-GM	★		★	☆	☆	★	14.0	.551	124	4.882	121.5	4.785	77	3.032	2.5	.097
13.50	.531	110.5	4.350	8	14	860.1-1350-110A1-GM	★		★	☆	☆	★	14.0	.551	202	7.953	199.5	7.856	151	5.945	2.5	.097
13.75	.541	38.4	1.512	2	14	860.1-1375-038A1-GM	★		★	☆	☆	★	14.0	.551	107	4.213	104.5	4.114	60	2.362	2.5	.099
13.80	.543	112.9	4.445	8	14	860.1-1380-112A1-GM	★		★	☆	☆	★	14.0	.551	202	7.953	199.5	7.854	151	5.945	2.5	.099
14.00	.551	38.2	1.504	2	14	860.1-1400-038A1-GM	★		★	☆	☆	★	14.0	.551	107	4.213	104.5	4.112	60	2.362	2.5	.100
14.00	.551	55.2	2.173	3	16	860.1-1400-055A1-GM	★		★	☆	☆	★	16.0	.630	124	4.882	121.5	4.782	77	3.032	2.5	.100
14.00	.551	114.5	4.508	8	14	860.1-1400-114A1-GM	★		★	☆	☆	★	14.0	.551	202	7.953	199.5	7.852	151	5.945	2.5	.100
14.25	.561	42.4	1.669	2	16	860.1-1425-042A1-GM	★		★	☆	☆	★	16.0	.630	115	4.528	112.4	4.425	65	2.559	2.6	.102
14.25	.561	60.4	2.378	4	16	860.1-1425-060A1-GM	★		★	☆	☆	★	16.0	.630	133	5.236	130.4	5.134	83	3.268	2.6	.102
14.29	.563	42.4	1.669	2	16	860.1-1429-042A1-GM	★		★	☆	☆	★	16.0	.630	115	4.528	112.4	4.425	65	2.559	2.6	.102
14.50	.571	42.2	1.661	2	16	860.1-1450-042A1-GM	★		★	☆	☆	★	16.0	.630	115	4.528	112.4	4.424	65	2.559	2.6	.104
14.50	.571	60.2	2.370	4	16	860.1-1450-060A1-GM	★		★	☆	☆	★	16.0	.630	133	5.236	130.4	5.132	83	3.268	2.6	.104
15.00	.591	41.8	1.646	2	16	860.1-1500-041A1-GM	★		★	☆	☆	★	16.0	.630	115	4.528	112.3	4.420	65	2.559	2.7	.107
15.00	.591	59.8	2.354	3	16	860.1-1500-059A1-GM	★		★	☆	☆	★	16.0	.630	133	5.236	130.3	5.129	83	3.268	2.7	.107
15.50	.610	41.4	1.630	2	16	860.1-1550-041A1-GM	★		★	☆	☆	★	16.0	.630	115	4.528	112.2	4.417	65	2.559	2.8	.111
15.87	.625	41.1	1.618	2	16	860.1-1587-041A1-GM	★		★	☆	☆	★	16.0	.630	115	4.528	112.1	4.414	65	2.559	2.9	.114
15.87	.625	59.1	2.327	3	16	860.1-1587-059A1-GM	★		★	☆	☆	★	16.0	.630	133	5.236	130.1	5.123	83	3.268	2.9	.114
16.00	.630	41.0	1.614	2	16	860.1-1600-041A1-GM	★		★	☆	☆	★	16.0	.630	115	4.528	112.1	4.413	65	2.559	2.9	.115
16.00	.630	59.0	2.323	3	6	860.1-1600-059A1-GM	★		★	☆	☆	★	6.0	.236	133	5.236	130.1	5.122	83	3.268	2.9	.115
16.00	.630	130.9	5.154	8	16	860.1-1600-130A1-GM	★		★	☆	☆	★	16.0	.630	227	8.937	224.1	8.822	172	6.772	2.9	.115

B76 E9 E28 E14

FRE

Foret carbure monobloc CoroDrill® 860

Multi-matières

Adduction externe de liquide de coupe

TCHA H9
SIG 140°

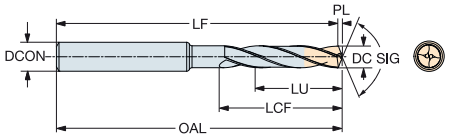

DC	DC"	LU	LU"	ULDR	CZC_{MS}	Référence de commande	P X1BM	M X1BM	K X1BM	N X1BM	H X1BM	$DCON_{MS}$	$DCON_{MS}$"	OAL	OAL"	LF	LF"	LCF	LCF"	PL	PL"
3.00	.118	9.5	.374	3	6	860.1-0300-009A0-GM	★	☆	★	☆	★	6.0	.236	62	2.441	61.5	2.421	20	.787	0.5	.020
3.00	.118	15.5	.610	5	6	860.1-0300-015A0-GM	★		★	☆	☆	6.0	.236	66	2.598	65.5	2.579	28	1.102	0.5	.020
3.10	.122	9.9	.390	3	6	860.1-0310-009A0-GM	★	☆	★	☆	★	6.0	.236	62	2.441	61.5	2.421	20	.787	0.5	.020
3.10	.122	16.1	.634	5	6	860.1-0310-016A0-GM	★		★	☆	☆	6.0	.236	66	2.598	65.5	2.579	28	1.102	0.5	.020
3.20	.126	10.2	.402	3	6	860.1-0320-010A0-GM	★	☆	★	☆	★	6.0	.236	62	2.441	61.5	2.421	20	.787	0.5	.020
3.20	.126	16.6	.654	5	6	860.1-0320-016A0-GM	★		★	☆	☆	6.0	.236	66	2.598	65.5	2.579	28	1.102	0.5	.020
3.30	.130	10.5	.413	3	6	860.1-0330-010A0-GM	★	☆	★	☆	★	6.0	.236	62	2.441	61.4	2.417	20	.787	0.6	.024
3.30	.130	17.1	.673	5	6	860.1-0330-017A0-GM	★		★	☆	☆	6.0	.236	66	2.598	65.4	2.575	28	1.102	0.6	.024
3.38	.133	17.5	.689	5	6	860.1-0338-017A0-GM	★		★	☆	☆	6.0	.236	66	2.598	65.4	2.575	28	1.102	0.6	.024
3.40	.134	10.8	.425	3	6	860.1-0340-010A0-GM	★	☆	★	☆	★	6.0	.236	62	2.441	61.4	2.417	20	.787	0.6	.024
3.40	.134	17.6	.693	5	6	860.1-0340-017A0-GM	★		★	☆	☆	6.0	.236	66	2.598	65.4	2.575	28	1.102	0.6	.024
3.50	.138	11.1	.437	3	6	860.1-0350-011A0-GM	★	☆	★	☆	★	6.0	.236	62	2.441	61.4	2.417	20	.787	0.6	.024
3.50	.138	18.1	.713	5	6	860.1-0350-018A0-GM	★		★	☆	☆	6.0	.236	66	2.598	65.4	2.575	28	1.102	0.6	.024
3.60	.142	11.5	.453	3	6	860.1-0360-011A0-GM	★	☆	★	☆	★	6.0	.236	62	2.441	61.4	2.417	20	.787	0.6	.024
3.60	.142	18.7	.736	5	6	860.1-0360-018A0-GM	★		★	☆	☆	6.0	.236	66	2.598	65.4	2.575	28	1.102	0.6	.024
3.70	.146	11.8	.465	3	6	860.1-0370-011A0-GM	★	☆	★	☆	★	6.0	.236	62	2.441	61.4	2.417	20	.787	0.6	.024
3.70	.146	19.2	.756	5	6	860.1-0370-019A0-GM	★		★	☆	☆	6.0	.236	66	2.598	65.4	2.575	28	1.102	0.6	.024
3.80	.150	12.1	.476	3	6	860.1-0380-012A0-GM	★	☆	★	☆	★	6.0	.236	66	2.598	65.4	2.575	24	.945	0.6	.024
3.80	.150	19.7	.776	5	6	860.1-0380-019A0-GM	★		★	☆	☆	6.0	.236	74	2.913	73.4	2.890	36	1.417	0.6	.024
3.90	.154	12.4	.488	3	6	860.1-0390-012A0-GM	★	☆	★	☆	★	6.0	.236	66	2.598	65.3	2.571	24	.945	0.7	.028
3.90	.154	20.2	.795	5	6	860.1-0390-020A0-GM	★		★	☆	☆	6.0	.236	74	2.913	73.3	2.886	36	1.417	0.7	.028
4.00	.157	12.7	.500	3	6	860.1-0400-012A0-GM	★	☆	★	☆	★	6.0	.236	66	2.598	65.3	2.571	24	.945	0.7	.028
4.00	.157	20.7	.815	5	6	860.1-0400-020A0-GM	★		★	☆	☆	6.0	.236	74	2.913	73.3	2.886	36	1.417	0.7	.028
4.10	.161	13.0	.512	3	6	860.1-0410-013A0-GM	★	☆	★	☆	★	6.0	.236	66	2.598	65.3	2.571	24	.945	0.7	.028
4.10	.161	21.2	.835	5	6	860.1-0410-021A0-GM	★		★	☆	☆	6.0	.236	74	2.913	73.3	2.886	36	1.417	0.7	.028
4.20	.165	13.4	.528	3	6	860.1-0420-013A0-GM	★	☆	★	☆	★	6.0	.236	66	2.598	65.3	2.571	24	.945	0.7	.028
4.20	.165	21.8	.858	5	6	860.1-0420-021A0-GM	★		★	☆	☆	6.0	.236	74	2.913	73.3	2.886	36	1.417	0.7	.028
4.30	.169	13.7	.539	3	6	860.1-0430-013A0-GM	★	☆	★	☆	★	6.0	.236	66	2.598	65.3	2.571	24	.945	0.7	.028
4.30	.169	22.3	.878	5	6	860.1-0430-022A0-GM	★		★	☆	☆	6.0	.236	74	2.913	73.3	2.886	36	1.417	0.7	.028
4.40	.173	14.0	.551	3	6	860.1-0440-014A0-GM	★	☆	★	☆	★	6.0	.236	66	2.598	65.3	2.571	24	.945	0.7	.028
4.50	.177	14.3	.563	3	6	860.1-0450-014A0-GM	★	☆	★	☆	★	6.0	.236	66	2.598	65.2	2.567	24	.945	0.8	.031
4.50	.177	23.3	.917	5	6	860.1-0450-023A0-GM	★		★	☆	☆	6.0	.236	74	2.913	73.2	2.882	36	1.417	0.8	.031
4.60	.181	14.6	.575	3	6	860.1-0460-014A0-GM	★	☆	★	☆	★	6.0	.236	66	2.598	65.2	2.567	24	.945	0.8	.031
4.60	.181	23.8	.937	5	6	860.1-0460-023A0-GM	★		★	☆	☆	6.0	.236	74	2.913	73.2	2.882	36	1.417	0.8	.031
4.70	.185	14.6	.575	3	6	860.1-0470-014A0-GM	★	☆	★	☆	★	6.0	.236	66	2.598	65.2	2.567	24	.945	0.8	.031
4.80	.189	15.3	.602	3	6	860.1-0480-015A0-GM	★	☆	★	☆	★	6.0	.236	66	2.598	65.2	2.567	28	1.102	0.8	.031
4.80	.189	24.9	.980	5	6	860.1-0480-024A0-GM	★		★	☆	☆	6.0	.236	82	3.228	81.2	3.197	44	1.732	0.8	.031
4.90	.193	15.6	.614	3	6	860.1-0490-015A0-GM	★	☆	★	☆	★	6.0	.236	66	2.598	65.2	2.567	28	1.102	0.8	.031
5.00	.197	15.9	.626	3	6	860.1-0500-015A0-GM	★	☆	★	☆	★	6.0	.236	66	2.598	65.2	2.567	28	1.102	0.8	.031
5.00	.197	25.9	1.020	5	6	860.1-0500-025A0-GM	★		★	☆	☆	6.0	.236	82	3.228	81.2	3.197	44	1.732	0.8	.031
5.10	.201	16.2	.638	3	6	860.1-0510-016A0-GM	★	☆	★	☆	★	6.0	.236	66	2.598	65.1	2.563	28	1.102	0.9	.035
5.10	.201	26.4	1.039	5	6	860.1-0510-026A0-GM	★		★	☆	☆	6.0	.236	82	3.228	81.1	3.193	44	1.732	0.9	.035
5.20	.205	16.5	.650	3	6	860.1-0520-016A0-GM	★	☆	★	☆	★	6.0	.236	66	2.598	65.1	2.563	28	1.102	0.9	.035
5.20	.205	26.9	1.059	5	6	860.1-0520-026A0-GM	★		★	☆	☆	6.0	.236	82	3.228	81.1	3.193	44	1.732	0.9	.035
5.30	.209	16.6	.654	3	6	860.1-0530-016A0-GM	★	☆	★	☆	★	6.0	.236	66	2.598	65.1	2.563	28	1.102	0.9	.035
5.30	.209	27.5	1.083	5	6	860.1-0530-027A0-GM	★		★	☆	☆	6.0	.236	82	3.228	81.1	3.193	44	1.732	0.9	.035
5.40	.213	16.5	.650	3	6	860.1-0540-016A0-GM	★	☆	★	☆	★	6.0	.236	66	2.598	65.1	2.563	28	1.102	0.9	.035
5.50	.217	16.4	.646	2	6	860.1-0550-016A0-GM	★	☆	★	☆	★	6.0	.236	66	2.598	65.1	2.563	28	1.102	0.9	.035
5.50	.217	28.5	1.122	5	6	860.1-0550-028A0-GM	★		★	☆	☆	6.0	.236	82	3.228	81.1	3.193	44	1.732	0.9	.035
5.60	.220	16.3	.642	2	6	860.1-0560-016A0-GM	★	☆	★	☆	★	6.0	.236	66	2.598	65.0	2.559	28	1.102	1.0	.039
5.60	.220	29.0	1.142	5	6	860.1-0560-029A0-GM	★		★	☆	☆	6.0	.236	82	3.228	81.0	3.189	44	1.732	1.0	.039
5.80	.228	16.2	.638	2	6	860.1-0580-016A0-GM	★	☆	★	☆	★	6.0	.236	66	2.598	65.0	2.559	28	1.102	1.0	.039
5.90	.232	30.6	1.205	5	6	860.1-0590-030A0-GM	★		★	☆	☆	6.0	.236	82	3.228	81.0	3.189	44	1.732	1.0	.039
6.00	.236	16.0	.630	2	6	860.1-0600-016A0-GM	★	☆	★	☆	★	6.0	.236	66	2.598	65.0	2.559	28	1.102	1.0	.039
6.00	.236	31.1	1.224	5	6	860.1-0600-031A0-GM	★		★	☆	☆	6.0	.236	82	3.228	81.0	3.189	44	1.732	1.0	.039
6.10	.240	19.4	.764	3	8	860.1-0610-019A0-GM	★	☆	★	☆	★	8.0	.315	79	3.110	78.0	3.071	34	1.339	1.0	.039
6.10	.240	31.6	1.244	5	8	860.1-0610-031A0-GM	★		★	☆	☆	8.0	.315	91	3.583	90.0	3.543	53	2.087	1.0	.039
6.20	.244	19.7	.776	3	8	860.1-0620-019A0-GM	★	☆	★	☆	★	8.0	.315	79	3.110	77.9	3.067	34	1.339	1.1	.043
6.20	.244	32.1	1.264	5	8	860.1-0620-032A0-GM	★		★	☆	☆	8.0	.315	91	3.583	89.9	3.539	53	2.087	1.1	.043

B76 E9 E28 E14

Foret carbure monobloc CoroDrill® 860

Multi-matières

Adduction externe de liquide de coupe

TCHA H9
SIG 140°

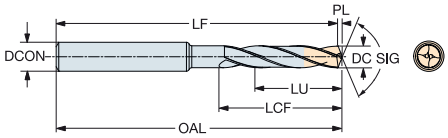

DC	DC"	LU	LU"	ULDR	CZC_{MS}	Référence de commande	P	M	K	N	H	Dimensions, mm, pouce									
							X1BM	X1BM	X1BM	X1BM	X1BM	$DCON_{MS}$	$DCON_{MS}$"	OAL	OAL"	LF	LF"	LCF	LCF"	PL	PL"
6.30	.248	20.0	.787	3	8	860.1-0630-020A0-GM	★	☆	★	☆	★	8.0	.315	79	3.110	77.9	3.067	34	1.339	1.1	.043
6.30	.248	32.6	1.283	5	8	860.1-0630-032A0-GM	★		★	☆	☆	8.0	.315	91	3.583	89.9	3.539	53	2.087	1.1	.043
6.40	.252	33.2	1.307	5	8	860.1-0640-033A0-GM	★		★	☆	☆	8.0	.315	91	3.583	89.9	3.539	53	2.087	1.1	.043
6.50	.256	20.7	.815	3	8	860.1-0650-020A0-GM	★	☆	★	☆	★	8.0	.315	79	3.110	77.9	3.067	34	1.339	1.1	.043
6.50	.256	33.7	1.327	5	8	860.1-0650-033A0-GM	★		★	☆	☆	8.0	.315	91	3.583	89.9	3.539	53	2.087	1.1	.043
6.60	.260	20.6	.811	3	8	860.1-0660-020A0-GM	★	☆	★	☆	★	8.0	.315	79	3.110	77.9	3.067	34	1.339	1.1	.043
6.70	.264	20.5	.807	3	8	860.1-0670-020A0-GM	★	☆	★	☆	★	8.0	.315	79	3.110	77.9	3.067	34	1.339	1.1	.043
6.70	.264	34.7	1.366	5	8	860.1-0670-034A0-GM	★		★	☆	☆	8.0	.315	91	3.583	89.9	3.539	53	2.087	1.1	.043
6.80	.268	20.4	.803	3	8	860.1-0680-020A0-GM	★	☆	★	☆	★	8.0	.315	79	3.110	77.8	3.063	34	1.339	1.2	.047
6.80	.268	35.2	1.386	5	8	860.1-0680-035A0-GM	★		★	☆	☆	8.0	.315	91	3.583	89.8	3.535	53	2.087	1.2	.047
6.90	.272	35.8	1.409	5	8	860.1-0690-035A0-GM	★		★	☆	☆	8.0	.315	91	3.583	89.8	3.535	53	2.087	1.2	.047
7.00	.276	22.3	.878	3	8	860.1-0700-022A0-GM	★	☆	★	☆	★	8.0	.315	79	3.110	77.8	3.063	41	1.614	1.2	.047
7.00	.276	36.3	1.429	5	8	860.1-0700-036A0-GM	★		★	☆	☆	8.0	.315	91	3.583	89.8	3.535	53	2.087	1.2	.047
7.10	.280	22.6	.890	3	8	860.1-0710-022A0-GM	★	☆	★	☆	★	8.0	.315	79	3.110	77.8	3.063	41	1.614	1.2	.047
7.20	.283	22.9	.902	3	8	860.1-0720-022A0-GM	★	☆	★	☆	★	8.0	.315	79	3.110	77.7	3.059	41	1.614	1.3	.052
7.50	.295	38.8	1.528	5	8	860.1-0750-038A0-GM	★		★	☆	☆	8.0	.315	91	3.583	89.7	3.532	53	2.087	1.3	.051
7.70	.303	24.5	.965	3	8	860.1-0770-024A0-GM	★	☆	★	☆	★	8.0	.315	79	3.110	77.6	3.055	41	1.614	1.4	.055
7.80	.307	24.8	.976	3	8	860.1-0780-024A0-GM	★	☆	★	☆	★	8.0	.315	79	3.110	77.6	3.054	41	1.614	1.4	.056
8.00	.315	25.5	1.004	3	8	860.1-0800-025A0-GM	★	☆	★	☆	★	8.0	.315	79	3.110	77.5	3.053	41	1.614	1.5	.057
8.00	.315	38.4	1.512	4	8	860.1-0800-038A0-GM	★		★	☆	☆	8.0	.315	91	3.583	89.6	3.528	53	2.087	1.4	.055
8.10	.319	25.8	1.016	3	10	860.1-0810-025A0-GM	★		★	☆	★	10.0	.394	89	3.504	87.5	3.446	47	1.850	1.5	.058
8.20	.323	26.1	1.028	3	10	860.1-0820-026A0-GM	★		★	☆	★	10.0	.394	89	3.504	87.5	3.445	47	1.850	1.5	.059
8.30	.327	26.4	1.039	3	10	860.1-0830-026A0-GM	★		★	☆	★	10.0	.394	89	3.504	87.5	3.444	47	1.850	1.5	.059
8.30	.327	43.0	1.693	5	10	860.1-0830-043A0-GM	★		★	☆	☆	10.0	.394	103	4.055	101.6	4.000	61	2.402	1.4	.055
8.40	.331	26.7	1.051	3	10	860.1-0840-026A0-GM	★		★	☆	★	10.0	.394	89	3.504	87.5	3.444	47	1.850	1.5	.060
8.50	.335	27.0	1.063	3	10	860.1-0850-027A0-GM	★		★	☆	★	10.0	.394	89	3.504	87.5	3.443	47	1.850	1.5	.061
8.50	.335	44.0	1.732	5	10	860.1-0850-044A0-GM	★		★	☆	☆	10.0	.394	103	4.055	101.5	3.994	61	2.402	1.5	.061
8.60	.339	27.4	1.079	3	10	860.1-0860-027A0-GM	★		★	☆	★	10.0	.394	89	3.504	87.4	3.442	47	1.850	1.6	.062
8.60	.339	44.6	1.756	5	10	860.1-0860-044A0-GM	★		★	☆	☆	10.0	.394	103	4.055	101.4	3.994	61	2.402	1.6	.062
8.70	.343	27.7	1.091	3	10	860.1-0870-027A0-GM	★		★	☆	★	10.0	.394	89	3.504	87.4	3.442	47	1.850	1.6	.062
8.70	.343	45.0	1.772	5	10	860.1-0870-044A0-GM	★		★	☆	☆	10.0	.394	103	4.055	101.4	3.993	61	2.402	1.6	.062
8.80	.346	28.0	1.102	3	10	860.1-0880-028A0-GM	★		★	☆	★	10.0	.394	89	3.504	87.4	3.441	47	1.850	1.6	.063
8.80	.346	44.9	1.768	5	10	860.1-0880-044A0-GM	★		★	☆	☆	10.0	.394	103	4.055	101.4	3.992	61	2.402	1.6	.063
9.00	.354	28.6	1.126	3	10	860.1-0900-028A0-GM	★		★	☆	★	10.0	.394	89	3.504	87.4	3.439	47	1.850	1.6	.064
9.00	.354	44.7	1.760	4	10	860.1-0900-044A0-GM	★		★	☆	☆	10.0	.394	103	4.055	101.4	3.991	61	2.402	1.6	.064
9.30	.366	29.6	1.165	3	10	860.1-0930-029A0-GM	★		★	☆	★	10.0	.394	89	3.504	87.3	3.437	47	1.850	1.7	.067
9.50	.374	30.2	1.189	3	10	860.1-0950-030A0-GM	★		★	☆	★	10.0	.394	89	3.504	87.3	3.436	47	1.850	1.7	.068
9.50	.374	44.3	1.744	4	10	860.1-0950-044A0-GM	★		★	☆	☆	10.0	.394	103	4.055	101.3	3.987	61	2.402	1.7	.068
9.80	.386	30.0	1.181	3	10	860.1-0980-030A0-GM	★		★	☆	★	10.0	.394	89	3.504	87.2	3.434	47	1.850	1.8	.070
10.00	.394	29.9	1.177	2	10	860.1-1000-029A0-GM	★		★	☆	★	10.0	.394	89	3.504	87.2	3.432	47	1.850	1.8	.072
10.00	.394	43.9	1.728	4	10	860.1-1000-043A0-GM	★		★	☆	☆	10.0	.394	103	4.055	101.2	3.983	61	2.402	1.8	.072
10.20	.402	32.5	1.280	3	12	860.1-1020-032A0-GM	★		★	☆	★	12.0	.472	102	4.016	100.1	3.943	55	2.165	1.9	.073
10.20	.402	52.9	2.083	5	12	860.1-1020-052A0-GM	★		★	☆	☆	12.0	.472	118	4.646	116.1	4.573	71	2.795	1.9	.073
10.30	.406	52.9	2.083	5	12	860.1-1030-052A0-GM	★		★	☆	☆	12.0	.472	118	4.646	116.1	4.572	71	2.795	1.9	.074
10.40	.409	33.1	1.303	3	12	860.1-1040-033A0-GM	★		★	☆	★	12.0	.472	102	4.016	100.1	3.941	55	2.165	1.9	.075
10.40	.409	52.8	2.079	5	12	860.1-1040-052A0-GM	★		★	☆	☆	12.0	.472	118	4.646	116.1	4.571	71	2.795	1.9	.075
10.50	.413	33.4	1.315	3	12	860.1-1050-033A0-GM	★		★	☆	★	12.0	.472	102	4.016	100.1	3.941	55	2.165	1.9	.075
10.50	.413	52.7	2.075	5	12	860.1-1050-052A0-GM	★		★	☆	☆	12.0	.472	118	4.646	116.1	4.570	71	2.795	1.9	.075
10.80	.425	52.5	2.067	4	12	860.1-1080-052A0-GM	★		★	☆	☆	12.0	.472	118	4.646	116.0	4.568	71	2.795	2.0	.077
11.00	.433	35.0	1.378	3	12	860.1-1100-035A0-GM	★		★	☆	★	12.0	.472	102	4.016	100.0	3.937	55	2.165	2.0	.079
11.00	.433	52.3	2.059	4	12	860.1-1100-052A0-GM	★		★	☆	☆	12.0	.472	118	4.646	116.0	4.567	71	2.795	2.0	.079
12.00	.472	35.6	1.402	2	12	860.1-1200-035A0-GM	★		★	☆	★	12.0	.472	102	4.016	99.8	3.930	55	2.165	2.2	.086
12.00	.472	51.6	2.032	4	12	860.1-1200-051A0-GM	★		★	☆	☆	12.0	.472	118	4.646	115.8	4.560	71	2.795	2.2	.086
12.50	.492	39.4	1.551	3	14	860.1-1250-039A0-GM	★		★	☆	★	14.0	.551	107	4.213	104.7	4.123	60	2.362	2.3	.090
12.60	.496	39.3	1.547	3	14	860.1-1260-039A0-GM	★		★	☆	★	14.0	.551	107	4.213	104.7	4.122	60	2.362	2.3	.090
13.00	.512	39.0	1.535	3	14	860.1-1300-038A0-GM	★		★	☆	★	14.0	.551	107	4.213	104.6	4.119	60	2.362	2.4	.093
14.00	.551	38.2	1.504	2	14	860.1-1400-038A0-GM	★		★	☆	★	14.0	.551	107	4.213	104.5	4.112	60	2.362	2.5	.100
14.00	.551	55.2	2.173	3	14	860.1-1400-055A0-GM	★		★	☆	☆	14.0	.551	124	4.882	121.5	4.782	77	3.032	2.5	.100

B76 E9 E28 E14

FRE

Foret carbure monobloc CoroDrill® 860

Multi-matières

Adduction interne de liquide de coupe

TCHA H9
SIG 140°



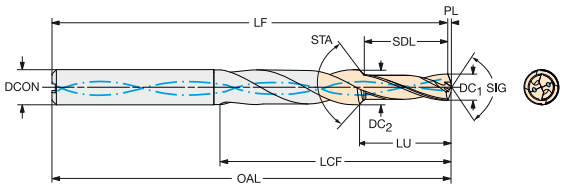

Foret à chanfreiner/lamer

											P	M	K	N	S	H	Dimensions, mm, pouce									
DC_1	DC_1"	DC_2	DC_2"	SDL	SDL"	STA	LU	LU"	CZC_{MS}	Référence de commande	X1BM	X1BM	X1BM	X1BM	X1BM	X1BM	$DCON_{MS}$	$DCON_{MS}$"	OAL	OAL"	LF	LF"	LCF	LCF"	PL	PL"
3.35	.132	4.50	.177	10.10	.398	90°	11.3	.445	6	860.2-0335-011A1-GM	★	☆	★	☆	☆	★	6.0	.236	66	2.598	61.4	2.417	19	.748	0.6	.024
3.40	.134	4.60	.181	10.20	.402	90°	11.4	.449	6	860.2-0340-011A1-GM	★	☆	★	☆	☆	★	6.0	.236	66	2.598	65.4	2.575	19	.748	0.6	.024
4.25	.167	5.70	.224	12.80	.504	90°	14.3	.563	6	860.2-0425-014A1-GM	★	☆	★	☆	☆	★	6.0	.236	66	2.598	65.3	2.571	23	.906	0.7	.028
4.30	.169	5.80	.228	13.00	.512	90°	14.5	.571	6	860.2-0430-014A1-GM	★	☆	★	☆	☆	★	6.0	.236	66	2.598	65.3	2.571	23	.906	0.7	.028
4.65	.183	5.90	.232	14.00	.551	90°	15.5	.610	6	860.2-0465-015A1-GM	★	★	★	☆	☆	★	6.0	.236	66	2.598	65.2	2.567	23	.906	0.8	.031
5.00	.197	6.80	.268	15.00	.591	90°	16.8	.661	8	860.2-0500-016A1-GM	★	☆	★	☆	☆	★	8.0	.315	79	3.110	78.2	3.079	28	1.102	0.8	.031
5.10	.201	6.90	.272	15.30	.602	90°	17.1	.673	8	860.2-0510-017A1-GM	★	☆	★	☆	☆	★	8.0	.315	79	3.110	78.1	3.075	28	1.102	0.9	.035
5.50	.217	7.40	.291	16.60	.654	90°	18.6	.732	8	860.2-0550-018A1-GM	★	☆	★	☆	☆	★	8.0	.315	79	3.110	78.1	3.075	28	1.102	0.9	.035
5.55	.219	7.50	.295	16.70	.657	90°	18.7	.736	8	860.2-0555-018A1-GM	★	☆	★	☆	☆	★	8.0	.315	79	3.110	78.1	3.075	28	1.102	0.9	.035
6.60	.260	8.90	.350	19.90	.783	90°	22.3	.878	10	860.2-0660-022A1-GM	★	☆	★	☆	☆	★	10.0	.394	89	3.504	87.9	3.461	37	1.457	1.1	.043
6.75	.266	9.10	.358	20.30	.799	90°	22.7	.894	10	860.2-0675-022A1-GM	★	☆	★	☆	☆	★	10.0	.394	89	3.504	87.8	3.457	37	1.457	1.2	.047
6.85	.270	9.20	.362	20.60	.811	90°	23.0	.906	10	860.2-0685-023A1-GM	★	☆	★	☆	☆	★	10.0	.394	89	3.504	87.8	3.457	37	1.457	1.2	.047
6.90	.272	9.30	.366	20.70	.815	90°	23.2	.913	10	860.2-0690-023A1-GM	★	☆	★	☆	☆	★	10.0	.394	89	3.504	87.8	3.457	37	1.457	1.2	.047
7.00	.276	9.50	.374	21.10	.831	90°	23.6	.929	10	860.2-0700-023A1-GM	★	☆	★	☆	☆	★	10.0	.394	89	3.504	87.8	3.457	37	1.457	1.2	.047
7.40	.291	9.80	.386	22.20	.874	90°	24.7	.972	10	860.2-0740-024A1-GM	★	☆	★	☆	☆	★	10.0	.394	89	3.504	87.7	3.453	37	1.457	1.3	.051
8.00	.315	10.80	.425	24.00	.945	90°	26.9	1.059	12	860.2-0800-026A1-GM	★	☆	★	☆	☆	★	12.0	.472	102	4.016	100.6	3.961	42	1.654	1.4	.055
8.50	.335	11.50	.453	25.50	1.004	90°	28.5	1.122	12	860.2-0850-028A1-GM	★	☆	★	☆	☆	★	12.0	.472	102	4.016	100.5	3.957	42	1.654	1.5	.059
8.60	.339	11.60	.457	25.80	1.016	90°	28.9	1.138	12	860.2-0860-028A1-GM	★	☆	★	☆	☆	★	12.0	.472	102	4.016	100.5	3.957	42	1.654	1.5	.059
8.70	.343	11.70	.461	26.10	1.028	90°	29.2	1.150	12	860.2-0870-029A1-GM	★	☆	★	☆	☆	★	12.0	.472	102	4.016	100.5	3.957	42	1.654	1.5	.059
9.00	.354	11.80	.465	27.00	1.063	90°	30.0	1.181	12	860.2-0900-030A1-GM	★	☆	★	☆	☆	★	12.0	.472	102	4.016	100.5	3.957	42	1.654	1.5	.059
10.25	.404	13.80	.543	30.80	1.213	90°	34.4	1.354	14	860.2-1025-034A1-GM	★	☆	★	☆	☆	★	14.0	.551	107	4.213	105.2	4.142	52	2.047	1.8	.071
10.30	.406	13.80	.543	31.00	1.220	90°	34.6	1.362	14	860.2-1030-034A1-GM	★	☆	★	☆	☆	★	14.0	.551	107	4.213	105.2	4.142	52	2.047	1.8	.071
10.40	.409	13.80	.543	31.20	1.228	90°	34.8	1.370	14	860.2-1040-034A1-GM	★	☆	★	☆	☆	★	14.0	.551	107	4.213	105.2	4.142	52	2.047	1.8	.071
10.50	.413	13.80	.543	31.60	1.244	90°	35.2	1.386	14	860.2-1050-035A1-GM	★	☆	★	☆	☆	★	14.0	.551	107	4.213	105.2	4.142	52	2.047	1.8	.071
12.00	.472	15.80	.622	36.00	1.417	90°	40.1	1.579	16	860.2-1200-040A1-GM	★	☆	★	☆	☆	★	16.0	.630	115	4.528	112.9	4.445	59	2.323	2.1	.083
14.00	.551	18.90	.744	42.10	1.657	90°	47.1	1.854	20	860.2-1400-047A1-GM	★	☆	★	☆	☆	★	20.0	.787	131	5.157	128.6	5.063	78	3.071	2.4	.094

B76 E9 E28 E14

CoroDrill® 860

Forets hautes performances optimisés pour les aciers

O C

Application

860-PM : Aciers à copeaux longs ou courts, par exemple aciers non alliés, aciers bas carbone, aciers faiblement alliés, aciers fortement alliés, aciers coulés



Champ d'application ISO :

P

Caractéristiques et avantages

- Conditions de coupe optimisées
- Faible coût au trou
- Meilleure fiabilité des performances
- Évacuation des copeaux exempte de problèmes
- Longue durée de vie, formation contrôlée de l'usure
- Tolérances de trous régulières
- Jusqu'à trois réaffûtages possibles en conservant les caractéristiques d'origine

www.sandvik.coromant.com/corodrill860

Recommandations

Il est recommandé d'utiliser des mandrins hydrauliques de précision.
Il est recommandé d'utiliser l'arrosage par l'intérieur à une pression minimum de 20 bars

Pour les mandrins, voir le catalogue Outils Rotatifs.

E14

SANDVIK Coromant

FRE

Foret carbure monobloc CoroDrill® 860

Pour les aciers

Adduction interne de liquide de coupe

TCHA H8
SIG 147°

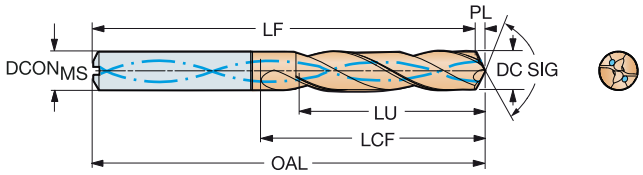

DC	DC"	LU	LU"	ULDR	CZC$_{MS}$	Référence de commande	P 4234	DCON$_{MS}$	DCON$_{MS}$"	OAL	OAL"	LF	LF"	LCF	LCF"	PL	PL"	BAR	PSI	BSG
								Dimensions, mm, pouce												
3.00	.118	9.5	.374	3	6	860.1-0300-016A1-PM	★	6.0	.236	62	2.441	61.5	2.421	20	.787	0.5	.020	20	290	DIN 6537 K
3.00	.118	15.5	.610	5	6	860.1-0300-021A1-PM	★	6.0	.236	66	2.598	65.5	2.579	28	1.102	0.5	.020	20	290	DIN 6537 L
3.00	.118	24.5	.965	8	6	860.1-0300-029A1-PM	★	6.0	.236	74	2.913	73.5	2.894	34	1.339	0.5	.020	20	290	COROMANT
3.10	.122	9.8	.386	3	6	860.1-0310-016A1-PM	★	6.0	.236	62	2.441	61.5	2.421	20	.787	0.5	.020	20	290	DIN 6537 K
3.10	.122	16.0	.630	5	6	860.1-0310-021A1-PM	★	6.0	.236	66	2.598	65.5	2.579	28	1.102	0.5	.020	20	290	DIN 6537 L
3.10	.122	25.3	.996	8	6	860.1-0310-029A1-PM	★	6.0	.236	74	2.913	73.5	2.894	34	1.339	0.5	.020	20	290	COROMANT
3.17	.125	10.0	.394	3	6	860.1-0317-016A1-PM	★	6.0	.236	62	2.441	61.5	2.421	20	.787	0.5	.020	20	290	DIN 6537 K
3.17	.125	16.4	.646	5	6	860.1-0317-021A1-PM	★	6.0	.236	66	2.598	65.5	2.579	28	1.102	0.5	.020	20	290	DIN 6537 L
3.17	.125	25.9	1.020	8	6	860.1-0317-029A1-PM	★	6.0	.236	74	2.913	73.5	2.894	34	1.339	0.5	.020	20	290	COROMANT
3.20	.126	10.1	.398	3	6	860.1-0320-016A1-PM	★	6.0	.236	62	2.441	61.5	2.421	20	.787	0.5	.020	20	290	DIN 6537 K
3.20	.126	16.5	.650	5	6	860.1-0320-021A1-PM	★	6.0	.236	66	2.598	65.5	2.579	28	1.102	0.5	.020	20	290	DIN 6537 L
3.20	.126	26.1	1.028	8	6	860.1-0320-029A1-PM	★	6.0	.236	74	2.913	73.5	2.894	34	1.339	0.5	.020	20	290	COROMANT
3.30	.130	10.5	.413	3	6	860.1-0330-016A1-PM	★	6.0	.236	62	2.441	61.4	2.417	20	.787	0.6	.024	20	290	DIN 6537 K
3.30	.130	17.1	.673	5	6	860.1-0330-021A1-PM	★	6.0	.236	66	2.598	65.4	2.575	28	1.102	0.6	.024	20	290	DIN 6537 L
3.30	.130	27.0	1.063	8	6	860.1-0330-029A1-PM	★	6.0	.236	74	2.913	73.4	2.890	35	1.378	0.6	.024	20	290	COROMANT
3.40	.134	10.8	.425	3	6	860.1-0340-016A1-PM	★	6.0	.236	62	2.441	61.4	2.417	20	.787	0.6	.024	20	290	DIN 6537 K
3.40	.134	17.6	.693	5	6	860.1-0340-021A1-PM	★	6.0	.236	66	2.598	65.4	2.575	28	1.102	0.6	.024	20	290	DIN 6537 L
3.40	.134	27.5	1.083	8	6	860.1-0340-029A1-PM	★	6.0	.236	74	2.913	73.4	2.890	35	1.378	0.6	.024	20	290	COROMANT
3.45	.136	27.4	1.079	7	6	860.1-0345-029A1-PM	★	6.0	.236	74	2.913	73.4	2.890	35	1.378	0.6	.024	20	290	COROMANT
3.50	.138	11.1	.437	3	6	860.1-0350-016A1-PM	★	6.0	.236	62	2.441	61.4	2.417	20	.787	0.6	.024	20	290	DIN 6537 K
3.50	.138	18.1	.713	5	6	860.1-0350-021A1-PM	★	6.0	.236	66	2.598	65.4	2.575	28	1.102	0.6	.024	20	290	DIN 6537 L
3.50	.138	27.3	1.075	7	6	860.1-0350-029A1-PM	★	6.0	.236	74	2.913	73.4	2.890	35	1.378	0.6	.024	20	290	COROMANT
3.55	.140	11.2	.441	3	6	860.1-0355-016A1-PM	★	6.0	.236	62	2.441	61.4	2.417	20	.787	0.6	.024	20	290	DIN 6537 K
3.57	.141	27.1	1.067	7	6	860.1-0357-029A1-PM	★	6.0	.236	74	2.913	73.4	2.890	35	1.378	0.6	.024	20	290	COROMANT
3.60	.142	27.1	1.067	7	6	860.1-0360-029A1-PM	★	6.0	.236	74	2.913	73.4	2.890	35	1.378	0.6	.024	20	290	COROMANT
3.70	.146	11.7	.461	3	6	860.1-0370-016A1-PM	★	6.0	.236	62	2.441	61.4	2.417	20	.787	0.6	.024	20	290	DIN 6537 K
3.70	.146	19.1	.752	5	6	860.1-0370-021A1-PM	★	6.0	.236	66	2.598	65.4	2.575	28	1.102	0.6	.024	20	290	DIN 6537 L
3.70	.146	27.9	1.098	7	6	860.1-0370-029A1-PM	★	6.0	.236	74	2.913	73.4	2.890	36	1.417	0.6	.024	20	290	COROMANT
3.80	.150	12.1	.476	3	6	860.1-0380-018A1-PM	★	6.0	.236	66	2.598	65.3	2.571	24	.945	0.7	.028	20	290	DIN 6537 K
3.80	.150	31.1	1.224	8	6	860.1-0380-037A1-PM	★	6.0	.236	85	3.346	84.3	3.319	44	1.732	0.7	.028	20	290	COROMANT
3.90	.154	20.2	.795	5	6	860.1-0390-027A1-PM	★	6.0	.236	74	2.913	73.3	2.886	36	1.417	0.7	.028	20	290	DIN 6537 L
3.90	.154	31.9	1.256	8	6	860.1-0390-037A1-PM	★	6.0	.236	85	3.346	84.3	3.319	44	1.732	0.7	.028	20	290	COROMANT
3.97	.156	32.4	1.276	8	6	860.1-0397-037A1-PM	★	6.0	.236	85	3.346	84.3	3.319	44	1.732	0.7	.028	20	290	COROMANT
4.00	.157	12.7	.500	3	6	860.1-0400-018A1-PM	★	6.0	.236	66	2.598	65.3	2.571	24	.945	0.7	.028	20	290	DIN 6537 K
4.00	.157	20.7	.815	5	6	860.1-0400-027A1-PM	★	6.0	.236	74	2.913	73.3	2.886	36	1.417	0.7	.028	20	290	DIN 6537 L
4.00	.157	32.7	1.287	8	6	860.1-0400-037A1-PM	★	6.0	.236	85	3.346	84.3	3.319	44	1.732	0.7	.028	20	290	COROMANT
4.10	.161	13.0	.512	3	6	860.1-0410-018A1-PM	★	6.0	.236	66	2.598	65.3	2.571	24	.945	0.7	.028	20	290	DIN 6537 K
4.10	.161	21.2	.835	5	6	860.1-0410-027A1-PM	★	6.0	.236	74	2.913	73.3	2.886	36	1.417	0.7	.028	20	290	DIN 6537 L
4.10	.161	33.5	1.319	8	6	860.1-0410-037A1-PM	★	6.0	.236	85	3.346	84.3	3.319	45	1.772	0.7	.028	20	290	COROMANT
4.20	.165	13.3	.524	3	6	860.1-0420-018A1-PM	★	6.0	.236	66	2.598	65.3	2.571	24	.945	0.7	.028	20	290	DIN 6537 K
4.20	.165	21.7	.854	5	6	860.1-0420-027A1-PM	★	6.0	.236	74	2.913	73.3	2.886	36	1.417	0.7	.028	20	290	DIN 6537 L
4.20	.165	34.3	1.350	8	6	860.1-0420-037A1-PM	★	6.0	.236	85	3.346	84.3	3.319	45	1.772	0.7	.028	20	290	COROMANT
4.30	.169	13.7	.539	3	6	860.1-0430-018A1-PM	★	6.0	.236	66	2.598	65.2	2.567	24	.945	0.8	.031	20	290	DIN 6537 K
4.30	.169	22.3	.878	5	6	860.1-0430-027A1-PM	★	6.0	.236	74	2.913	73.2	2.882	36	1.417	0.8	.031	20	290	DIN 6537 L
4.30	.169	35.2	1.386	8	6	860.1-0430-037A1-PM	★	6.0	.236	85	3.346	84.2	3.315	45	1.772	0.8	.031	20	290	COROMANT
4.40	.173	22.8	.898	5	6	860.1-0440-027A1-PM	★	6.0	.236	74	2.913	73.2	2.882	36	1.417	0.8	.031	20	290	DIN 6537 L
4.40	.173	36.0	1.417	8	6	860.1-0440-037A1-PM	★	6.0	.236	85	3.346	84.2	3.315	45	1.772	0.8	.031	20	290	COROMANT
4.50	.177	14.3	.563	3	6	860.1-0450-018A1-PM	★	6.0	.236	66	2.598	65.2	2.567	24	.945	0.8	.031	20	290	DIN 6537 K
4.50	.177	23.3	.917	5	6	860.1-0450-027A1-PM	★	6.0	.236	74	2.913	73.2	2.882	36	1.417	0.8	.031	20	290	DIN 6537 L
4.50	.177	36.8	1.449	8	6	860.1-0450-037A1-PM	★	6.0	.236	85	3.346	84.2	3.315	46	1.811	0.8	.031	20	290	COROMANT
4.55	.179	23.5	.925	5	6	860.1-0455-027A1-PM	★	6.0	.236	74	2.913	73.2	2.882	36	1.417	0.8	.031	20	290	DIN 6537 L

B76 E9 E28 E14

Foret carbure monobloc CoroDrill® 860

Pour les aciers

Adduction interne de liquide de coupe

TCHA H8
SIG 147°



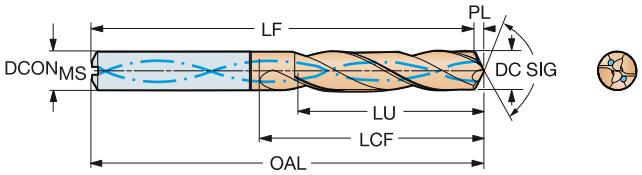

DC	DC"	LU	LU"	ULDR	CZCMS	Référence de commande	P 4234	DCONMS	DCONMS"	OAL	OAL"	LF	LF"	LCF	LCF"	PL	PL"	BAR	PSI	BSG
								Dimensions, mm, pouce												
4.60	.181	14.6	.575	3	6	860.1-0460-018A1-PM	★	6.0	.236	66	2.598	65.2	2.567	24	.945	0.8	.031	20	290	DIN 6537 K
4.60	.181	23.8	.937	5	6	860.1-0460-027A1-PM	★	6.0	.236	74	2.913	73.2	2.882	36	1.417	0.8	.031	20	290	DIN 6537 L
4.60	.181	36.8	1.449	8	6	860.1-0460-037A1-PM	★	6.0	.236	85	3.346	84.2	3.315	46	1.811	0.8	.031	20	290	COROMANT
4.70	.185	36.6	1.441	7	6	860.1-0470-037A1-PM	★	6.0	.236	85	3.346	84.2	3.315	46	1.811	0.8	.031	20	290	COROMANT
4.76	.187	15.0	.591	3	6	860.1-0476-019A1-PM	★	6.0	.236	66	2.598	65.2	2.567	28	1.102	0.8	.031	20	290	DIN 6537 K
4.76	.187	36.5	1.437	7	6	860.1-0476-037A1-PM	★	6.0	.236	97	3.819	96.2	3.787	46	1.811	0.8	.031	20	290	COROMANT
4.76	.187	38.8	1.528	8	6	860.1-0476-047A1-PM	★	6.0	.236	97	3.819	96.2	3.787	56	2.205	0.8	.031	20	290	COROMANT
4.80	.189	15.2	.598	3	6	860.1-0480-019A1-PM	★	6.0	.236	72	2.835	65.2	2.567	28	1.102	0.8	.031	20	290	COROMANT
4.80	.189	24.8	.976	5	6	860.1-0480-037A1-PM	★	6.0	.236	87	3.425	81.2	3.197	44	1.732	0.8	.031	20	290	COROMANT
4.80	.189	39.2	1.543	8	6	860.1-0480-047A1-PM	★	6.0	.236	97	3.819	96.2	3.787	56	2.205	0.8	.031	20	290	COROMANT
4.90	.193	15.5	.610	3	6	860.1-0490-019A1-PM	★	6.0	.236	72	2.835	65.2	2.567	28	1.102	0.8	.031	20	290	COROMANT
4.90	.193	25.3	.996	5	6	860.1-0490-037A1-PM	★	6.0	.236	87	3.425	81.2	3.197	44	1.732	0.8	.031	20	290	COROMANT
4.90	.193	40.0	1.575	8	6	860.1-0490-047A1-PM	★	6.0	.236	97	3.819	96.2	3.787	56	2.205	0.8	.031	20	290	COROMANT
5.00	.197	15.8	.622	3	6	860.1-0500-019A1-PM	★	6.0	.236	72	2.835	65.2	2.567	28	1.102	0.8	.031	20	290	COROMANT
5.00	.197	25.8	1.016	5	6	860.1-0500-037A1-PM	★	6.0	.236	87	3.425	81.2	3.197	44	1.732	0.8	.031	20	290	COROMANT
5.00	.197	40.8	1.606	8	6	860.1-0500-047A1-PM	★	6.0	.236	97	3.819	96.2	3.787	57	2.244	0.8	.031	20	290	COROMANT
5.10	.201	16.1	.634	3	6	860.1-0510-019A1-PM	★	6.0	.236	72	2.835	65.2	2.567	28	1.102	0.8	.031	20	290	COROMANT
5.10	.201	26.3	1.035	5	6	860.1-0510-037A1-PM	★	6.0	.236	87	3.425	81.2	3.197	44	1.732	0.8	.031	20	290	COROMANT
5.10	.201	41.6	1.638	8	6	860.1-0510-047A1-PM	★	6.0	.236	97	3.819	96.2	3.787	57	2.244	0.8	.031	20	290	COROMANT
5.16	.203	26.6	1.047	5	6	860.1-0516-037A1-PM	★	6.0	.236	87	3.425	81.2	3.197	44	1.732	0.8	.031	20	290	COROMANT
5.16	.203	42.1	1.657	8	6	860.1-0516-047A1-PM	★	6.0	.236	97	3.819	96.2	3.787	57	2.244	0.8	.031	20	290	COROMANT
5.20	.205	16.4	.646	3	6	860.1-0520-019A1-PM	★	6.0	.236	72	2.835	65.2	2.567	28	1.102	0.8	.031	20	290	COROMANT
5.20	.205	26.8	1.055	5	6	860.1-0520-037A1-PM	★	6.0	.236	87	3.425	81.2	3.197	44	1.732	0.8	.031	20	290	COROMANT
5.20	.205	42.4	1.669	8	6	860.1-0520-047A1-PM	★	6.0	.236	97	3.819	96.2	3.787	57	2.244	0.8	.031	20	290	COROMANT
5.30	.209	16.7	.657	3	6	860.1-0530-019A1-PM	★	6.0	.236	72	2.835	65.2	2.567	28	1.102	0.8	.031	20	290	COROMANT
5.30	.209	27.3	1.075	5	6	860.1-0530-037A1-PM	★	6.0	.236	87	3.425	81.2	3.197	44	1.732	0.8	.031	20	290	COROMANT
5.40	.213	17.0	.669	3	6	860.1-0540-019A1-PM	★	6.0	.236	72	2.835	65.2	2.567	28	1.102	0.8	.031	20	290	COROMANT
5.40	.213	27.8	1.094	5	6	860.1-0540-037A1-PM	★	6.0	.236	87	3.425	81.2	3.197	44	1.732	0.8	.031	20	290	COROMANT
5.40	.213	44.0	1.732	8	6	860.1-0540-047A1-PM	★	6.0	.236	97	3.819	96.2	3.787	57	2.244	0.8	.031	20	290	COROMANT
5.50	.217	17.4	.685	3	6	860.1-0550-019A1-PM	★	6.0	.236	72	2.835	65.1	2.563	28	1.102	0.9	.035	20	290	COROMANT
5.50	.217	28.4	1.118	5	6	860.1-0550-037A1-PM	★	6.0	.236	87	3.425	81.1	3.193	44	1.732	0.9	.035	20	290	COROMANT
5.50	.217	44.9	1.768	8	6	860.1-0550-047A1-PM	★	6.0	.236	97	3.819	96.1	3.783	57	2.244	0.9	.035	20	290	COROMANT
5.56	.219	28.7	1.130	5	6	860.1-0555-037A1-PM	★	6.0	.236	87	3.425	81.1	3.193	44	1.732	0.9	.035	20	290	COROMANT
5.56	.219	17.5	.689	3	6	860.1-0556-019A1-PM	★	6.0	.236	72	2.835	65.1	2.563	28	1.102	0.9	.035	20	290	COROMANT
5.56	.219	28.7	1.130	5	6	860.1-0556-037A1-PM	★	6.0	.236	87	3.425	81.1	3.193	44	1.732	0.9	.035	20	290	COROMANT
5.56	.219	45.3	1.783	8	6	860.1-0556-047A1-PM	★	6.0	.236	97	3.819	96.1	3.783	58	2.283	0.9	.035	20	290	COROMANT
5.60	.220	17.7	.697	3	6	860.1-0560-019A1-PM	★	6.0	.236	72	2.835	65.1	2.563	28	1.102	0.9	.035	20	290	COROMANT
5.60	.220	28.9	1.138	5	6	860.1-0560-037A1-PM	★	6.0	.236	87	3.425	81.1	3.193	44	1.732	0.9	.035	20	290	COROMANT
5.60	.220	45.7	1.799	8	6	860.1-0560-047A1-PM	★	6.0	.236	97	3.819	96.1	3.783	58	2.283	0.9	.035	20	290	COROMANT
5.70	.224	29.4	1.157	5	6	860.1-0570-037A1-PM	★	6.0	.236	87	3.425	81.1	3.193	44	1.732	0.9	.035	20	290	COROMANT
5.70	.224	46.5	1.831	8	6	860.1-0570-047A1-PM	★	6.0	.236	97	3.819	96.1	3.783	58	2.283	0.9	.035	20	290	COROMANT
5.80	.228	17.6	.693	3	6	860.1-0580-019A1-PM	★	6.0	.236	72	2.835	65.1	2.563	28	1.102	0.9	.035	20	290	COROMANT
5.80	.228	29.9	1.177	5	6	860.1-0580-037A1-PM	★	6.0	.236	87	3.425	81.1	3.193	44	1.732	0.9	.035	20	290	COROMANT
5.80	.228	47.3	1.862	8	6	860.1-0580-047A1-PM	★	6.0	.236	97	3.819	96.1	3.783	58	2.283	0.9	.035	20	290	COROMANT
5.90	.232	17.4	.685	2	6	860.1-0590-019A1-PM	★	6.0	.236	72	2.835	65.1	2.563	28	1.102	0.9	.035	20	290	COROMANT
5.90	.232	30.4	1.197	5	6	860.1-0590-037A1-PM	★	6.0	.236	87	3.425	81.1	3.193	44	1.732	0.9	.035	20	290	COROMANT
5.90	.232	47.4	1.866	8	6	860.1-0590-047A1-PM	★	6.0	.236	97	3.819	96.1	3.783	58	2.283	0.9	.035	20	290	COROMANT
5.95	.234	17.3	.681	2	6	860.1-0595-019A1-PM	★	6.0	.236	72	2.835	65.1	2.563	28	1.102	0.9	.035	20	290	COROMANT
5.95	.234	30.7	1.209	5	6	860.1-0595-037A1-PM	★	6.0	.236	87	3.425	81.1	3.193	44	1.732	0.9	.035	20	290	COROMANT
6.00	.236	18.9	.744	3	6	860.1-0600-019A1-PM	★	6.0	.236	72	2.835	65.1	2.563	28	1.102	0.9	.035	20	290	COROMANT
6.00	.236	30.9	1.217	5	6	860.1-0600-037A1-PM	★	6.0	.236	87	3.425	81.1	3.193	44	1.732	0.9	.035	20	290	COROMANT
6.00	.236	48.9	1.925	8	6	860.1-0600-047A1-PM	★	6.0	.236	97	3.819	96.1	3.783	58	2.283	0.9	.035	20	290	COROMANT

B76 E9 E28 E14

SANDVIK Coromant

FRE

Foret carbure monobloc CoroDrill® 860

Pour les aciers

Adduction interne de liquide de coupe

TCHA H8
SIG 147°

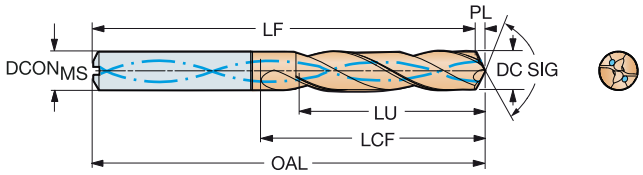

DC	DC"	LU	LU"	ULDR	CZCMS	Référence de commande	P 4234	DCONMS	DCONMS"	OAL	OAL"	LF	LF"	LCF	LCF"	PL	PL"	BAR	PSI	BSG
								Dimensions, mm, pouce												
6.10	.240	19.3	.760	3	8	860.1-0610-024A1-PM	★	8.0	.315	79	3.110	78.0	3.071	34	1.339	1.0	.039	20	290	DIN 6537 K
6.10	.240	31.5	1.240	5	8	860.1-0610-040A1-PM	★	8.0	.315	91	3.583	90.0	3.543	53	2.087	1.0	.039	20	290	DIN 6537 L
6.10	.240	49.8	1.961	8	8	860.1-0610-055A1-PM	★	8.0	.315	106	4.173	105.0	4.134	66	2.598	1.0	.039	20	290	COROMANT
6.20	.244	19.6	.772	3	8	860.1-0620-024A1-PM	★	8.0	.315	79	3.110	78.0	3.071	34	1.339	1.0	.039	20	290	DIN 6537 K
6.20	.244	32.0	1.260	5	8	860.1-0620-040A1-PM	★	8.0	.315	91	3.583	90.0	3.543	53	2.087	1.0	.039	20	290	DIN 6537 L
6.20	.244	50.6	1.992	8	8	860.1-0620-055A1-PM	★	8.0	.315	106	4.173	105.0	4.134	67	2.638	1.0	.039	20	290	COROMANT
6.30	.248	19.9	.783	3	8	860.1-0630-024A1-PM	★	8.0	.315	79	3.110	78.0	3.071	34	1.339	1.0	.039	20	290	DIN 6537 K
6.30	.248	32.5	1.280	5	8	860.1-0630-040A1-PM	★	8.0	.315	91	3.583	90.0	3.543	53	2.087	1.0	.039	20	290	DIN 6537 L
6.30	.248	51.4	2.024	8	8	860.1-0630-055A1-PM	★	8.0	.315	106	4.173	105.0	4.134	67	2.638	1.0	.039	20	290	COROMANT
6.35	.250	20.1	.791	3	8	860.1-0635-024A1-PM	★	8.0	.315	79	3.110	78.0	3.071	34	1.339	1.0	.039	20	290	DIN 6537 K
6.35	.250	32.8	1.291	5	8	860.1-0635-040A1-PM	★	8.0	.315	91	3.583	90.0	3.543	53	2.087	1.0	.039	20	290	DIN 6537 L
6.35	.250	51.8	2.039	8	8	860.1-0635-055A1-PM	★	8.0	.315	106	4.173	105.0	4.134	67	2.638	1.0	.039	20	290	COROMANT
6.40	.252	20.2	.795	3	8	860.1-0640-024A1-PM	★	8.0	.315	79	3.110	78.0	3.071	34	1.339	1.0	.039	20	290	DIN 6537 K
6.40	.252	33.0	1.299	5	8	860.1-0640-040A1-PM	★	8.0	.315	91	3.583	90.0	3.543	53	2.087	1.0	.039	20	290	DIN 6537 L
6.40	.252	52.2	2.055	8	8	860.1-0640-055A1-PM	★	8.0	.315	106	4.173	105.0	4.134	67	2.638	1.0	.039	20	290	COROMANT
6.50	.256	20.6	.811	3	8	860.1-0650-024A1-PM	★	8.0	.315	79	3.110	77.9	3.067	34	1.339	1.1	.043	20	290	DIN 6537 K
6.50	.256	33.6	1.323	5	8	860.1-0650-040A1-PM	★	8.0	.315	91	3.583	89.9	3.539	53	2.087	1.1	.043	20	290	DIN 6537 L
6.50	.256	53.1	2.091	8	8	860.1-0650-055A1-PM	★	8.0	.315	106	4.173	104.9	4.130	67	2.638	1.1	.043	20	290	COROMANT
6.60	.260	20.9	.823	3	8	860.1-0660-024A1-PM	★	8.0	.315	79	3.110	77.9	3.067	34	1.339	1.1	.043	20	290	DIN 6537 K
6.60	.260	34.1	1.343	5	8	860.1-0660-040A1-PM	★	8.0	.315	91	3.583	89.9	3.539	53	2.087	1.1	.043	20	290	DIN 6537 L
6.60	.260	53.9	2.122	8	8	860.1-0660-055A1-PM	★	8.0	.315	106	4.173	104.9	4.130	67	2.638	1.1	.043	20	290	COROMANT
6.70	.264	21.2	.835	3	8	860.1-0670-024A1-PM	★	8.0	.315	79	3.110	77.9	3.067	34	1.339	1.1	.043	20	290	DIN 6537 K
6.70	.264	34.6	1.362	5	8	860.1-0670-040A1-PM	★	8.0	.315	91	3.583	89.9	3.539	53	2.087	1.1	.043	20	290	DIN 6537 L
6.70	.264	54.7	2.154	8	8	860.1-0670-055A1-PM	★	8.0	.315	106	4.173	104.9	4.130	67	2.638	1.1	.043	20	290	COROMANT
6.75	.266	21.3	.839	3	8	860.1-0675-024A1-PM	★	8.0	.315	79	3.110	77.9	3.067	34	1.339	1.1	.043	20	290	DIN 6537 K
6.75	.266	34.8	1.370	5	8	860.1-0675-040A1-PM	★	8.0	.315	91	3.583	89.9	3.539	53	2.087	1.1	.043	20	290	DIN 6537 L
6.75	.266	55.1	2.169	8	8	860.1-0675-055A1-PM	★	8.0	.315	106	4.173	104.9	4.130	67	2.638	1.1	.043	20	290	COROMANT
6.80	.268	21.5	.846	3	8	860.1-0680-024A1-PM	★	8.0	.315	79	3.110	77.9	3.067	34	1.339	1.1	.043	20	290	DIN 6537 K
6.80	.268	35.1	1.382	5	8	860.1-0680-040A1-PM	★	8.0	.315	91	3.583	89.9	3.539	53	2.087	1.1	.043	20	290	DIN 6537 L
6.80	.268	55.5	2.185	8	8	860.1-0680-055A1-PM	★	8.0	.315	106	4.173	104.9	4.130	67	2.638	1.1	.043	20	290	COROMANT
6.90	.272	21.8	.858	3	8	860.1-0690-024A1-PM	★	8.0	.315	79	3.110	77.9	3.067	34	1.339	1.1	.043	20	290	DIN 6537 K
6.90	.272	35.6	1.402	5	8	860.1-0690-040A1-PM	★	8.0	.315	91	3.583	89.9	3.539	53	2.087	1.1	.043	20	290	DIN 6537 L
6.90	.272	56.3	2.217	8	8	860.1-0690-055A1-PM	★	8.0	.315	106	4.173	104.9	4.130	68	2.677	1.1	.043	20	290	COROMANT
7.00	.276	22.1	.870	3	8	860.1-0700-024A1-PM	★	8.0	.315	79	3.110	77.9	3.067	34	1.339	1.1	.043	20	290	DIN 6537 K
7.00	.276	36.1	1.421	5	8	860.1-0700-040A1-PM	★	8.0	.315	91	3.583	89.9	3.539	53	2.087	1.1	.043	20	290	DIN 6537 L
7.00	.276	57.1	2.248	8	8	860.1-0700-055A1-PM	★	8.0	.315	106	4.173	104.9	4.130	68	2.677	1.1	.043	20	290	COROMANT
7.10	.280	22.4	.882	3	8	860.1-0710-028A1-PM	★	8.0	.315	79	3.110	77.9	3.067	41	1.614	1.1	.043	20	290	DIN 6537 K
7.10	.280	36.6	1.441	5	8	860.1-0710-040A1-PM	★	8.0	.315	91	3.583	89.9	3.539	53	2.087	1.1	.043	20	290	DIN 6537 L
7.14	.281	22.6	.890	3	8	860.1-0714-028A1-PM	★	8.0	.315	79	3.110	77.8	3.063	41	1.614	1.2	.047	20	290	DIN 6537 K
7.14	.281	36.9	1.453	5	8	860.1-0714-040A1-PM	★	8.0	.315	91	3.583	89.8	3.535	53	2.087	1.2	.047	20	290	DIN 6537 L
7.14	.281	58.3	2.295	8	8	860.1-0714-064A1-PM	★	8.0	.315	116	4.567	114.8	4.520	77	3.032	1.2	.047	20	290	COROMANT
7.20	.283	22.8	.898	3	8	860.1-0720-028A1-PM	★	8.0	.315	79	3.110	77.8	3.063	41	1.614	1.2	.047	20	290	DIN 6537 K
7.20	.283	37.2	1.465	5	8	860.1-0720-040A1-PM	★	8.0	.315	91	3.583	89.8	3.535	53	2.087	1.2	.047	20	290	DIN 6537 L
7.30	.287	37.7	1.484	5	8	860.1-0730-040A1-PM	★	8.0	.315	91	3.583	89.8	3.535	53	2.087	1.2	.047	20	290	DIN 6537 L
7.30	.287	59.6	2.346	8	8	860.1-0730-064A1-PM	★	8.0	.315	116	4.567	114.8	4.520	77	3.032	1.2	.047	20	290	COROMANT
7.40	.291	23.4	.921	3	8	860.1-0740-028A1-PM	★	8.0	.315	79	3.110	77.8	3.063	41	1.614	1.2	.047	20	290	DIN 6537 K
7.40	.291	38.2	1.504	5	8	860.1-0740-040A1-PM	★	8.0	.315	91	3.583	89.8	3.535	53	2.087	1.2	.047	20	290	DIN 6537 L
7.40	.291	60.4	2.378	8	8	860.1-0740-064A1-PM	★	8.0	.315	116	4.567	114.8	4.520	77	3.032	1.2	.047	20	290	COROMANT
7.50	.295	23.7	.933	3	8	860.1-0750-028A1-PM	★	8.0	.315	79	3.110	77.8	3.063	41	1.614	1.2	.047	20	290	DIN 6537 K
7.50	.295	38.7	1.524	5	8	860.1-0750-040A1-PM	★	8.0	.315	91	3.583	89.8	3.535	53	2.087	1.2	.047	20	290	DIN 6537 L
7.50	.295	61.2	2.409	8	8	860.1-0750-064A1-PM	★	8.0	.315	116	4.567	114.8	4.520	77	3.032	1.2	.047	20	290	COROMANT
7.54	.297	38.9	1.532	5	8	860.1-0754-040A1-PM	★	8.0	.315	91	3.583	89.8	3.535	53	2.087	1.2	.047	20	290	DIN 6537 L

B76 E9 E28 E14

Foret carbure monobloc CoroDrill® 860

Pour les aciers

Adduction interne de liquide de coupe



TCHA H8
SIG 147°

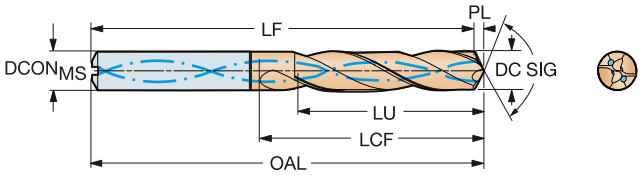

DC	DC"	LU	LU"	ULDR	CZCMS	Référence de commande	P 4234	DCONMS	DCONMS"	OAL	OAL"	LF	LF"	LCF	LCF"	PL	PL"	BAR	PSI	BSG
								Dimensions, mm, pouce												
7.60	.299	24.0	.945	3	8	860.1-0760-028A1-PM	★	8.0	.315	79	3.110	77.8	3.063	41	1.614	1.2	.047	20	290	DIN 6537 K
7.60	.299	62.0	2.441	8	8	860.1-0760-064A1-PM	★	8.0	.315	116	4.567	114.8	4.520	77	3.032	1.2	.047	20	290	COROMANT
7.70	.303	24.3	.957	3	8	860.1-0770-028A1-PM	★	8.0	.315	79	3.110	77.8	3.063	41	1.614	1.2	.047	20	290	DIN 6537 K
7.70	.303	39.7	1.563	5	8	860.1-0770-040A1-PM	★	8.0	.315	91	3.583	89.8	3.535	53	2.087	1.2	.047	20	290	DIN 6537 L
7.70	.303	62.8	2.472	8	8	860.1-0770-064A1-PM	★	8.0	.315	116	4.567	114.8	4.520	78	3.071	1.2	.047	20	290	COROMANT
7.80	.307	24.7	.972	3	8	860.1-0780-028A1-PM	★	8.0	.315	79	3.110	77.7	3.059	41	1.614	1.3	.051	20	290	DIN 6537 K
7.80	.307	40.3	1.587	5	8	860.1-0780-040A1-PM	★	8.0	.315	91	3.583	89.7	3.532	53	2.087	1.3	.051	20	290	DIN 6537 L
7.80	.307	63.7	2.508	8	8	860.1-0780-064A1-PM	★	8.0	.315	116	4.567	114.7	4.516	78	3.071	1.3	.051	20	290	COROMANT
7.90	.311	25.0	.984	3	8	860.1-0790-028A1-PM	★	8.0	.315	79	3.110	77.7	3.059	41	1.614	1.3	.051	20	290	DIN 6537 K
7.90	.311	40.8	1.606	5	8	860.1-0790-040A1-PM	★	8.0	.315	91	3.583	89.7	3.532	53	2.087	1.3	.051	20	290	DIN 6537 L
7.94	.313	25.1	.988	3	8	860.1-0794-028A1-PM	★	8.0	.315	79	3.110	77.7	3.059	41	1.614	1.3	.051	20	290	DIN 6537 K
7.94	.313	41.0	1.614	5	8	860.1-0794-040A1-PM	★	8.0	.315	91	3.583	89.7	3.532	53	2.087	1.3	.051	20	290	DIN 6537 L
7.94	.313	64.8	2.551	8	8	860.1-0794-064A1-PM	★	8.0	.315	116	4.567	114.7	4.516	78	3.071	1.3	.051	20	290	COROMANT
8.00	.315	25.3	.996	3	8	860.1-0800-028A1-PM	★	8.0	.315	79	3.110	77.7	3.059	41	1.614	1.3	.051	20	290	DIN 6537 K
8.00	.315	41.3	1.626	5	8	860.1-0800-040A1-PM	★	8.0	.315	91	3.583	89.7	3.532	53	2.087	1.3	.051	20	290	DIN 6537 L
8.00	.315	65.3	2.571	8	8	860.1-0800-064A1-PM	★	8.0	.315	116	4.567	114.7	4.516	78	3.071	1.3	.051	20	290	COROMANT
8.10	.319	25.6	1.008	3	10	860.1-0810-031A1-PM	★	10.0	.394	89	3.504	87.7	3.453	47	1.850	1.3	.051	20	290	DIN 6537 K
8.10	.319	41.8	1.646	5	10	860.1-0810-045A1-PM	★	10.0	.394	103	4.055	101.7	4.004	61	2.402	1.3	.051	20	290	DIN 6537 L
8.10	.319	66.1	2.602	8	10	860.1-0810-080A1-PM	★	10.0	.394	139	5.472	137.7	5.421	94	3.701	1.3	.051	20	290	COROMANT
8.15	.321	42.1	1.657	5	10	860.1-0815-045A1-PM	★	10.0	.394	103	4.055	101.7	4.004	61	2.402	1.3	.051	20	290	DIN 6537 L
8.20	.323	25.9	1.020	3	10	860.1-0820-031A1-PM	★	10.0	.394	89	3.504	87.7	3.453	47	1.850	1.3	.051	20	290	DIN 6537 K
8.20	.323	42.3	1.665	5	10	860.1-0820-045A1-PM	★	10.0	.394	103	4.055	101.7	4.004	61	2.402	1.3	.051	20	290	DIN 6537 L
8.20	.323	66.9	2.634	8	10	860.1-0820-080A1-PM	★	10.0	.394	139	5.472	137.7	5.421	94	3.701	1.3	.051	20	290	COROMANT
8.30	.327	26.3	1.035	3	10	860.1-0830-031A1-PM	★	10.0	.394	89	3.504	87.6	3.449	47	1.850	1.4	.055	20	290	DIN 6537 K
8.30	.327	42.9	1.689	5	10	860.1-0830-045A1-PM	★	10.0	.394	103	4.055	101.6	4.000	61	2.402	1.4	.055	20	290	DIN 6537 L
8.30	.327	67.8	2.669	8	10	860.1-0830-080A1-PM	★	10.0	.394	139	5.472	137.6	5.417	94	3.701	1.4	.055	20	290	COROMANT
8.33	.328	43.0	1.693	5	10	860.1-0833-045A1-PM	★	10.0	.394	103	4.055	101.6	4.000	61	2.402	1.4	.055	20	290	DIN 6537 L
8.40	.331	26.6	1.047	3	10	860.1-0840-031A1-PM	★	10.0	.394	89	3.504	87.6	3.449	47	1.850	1.4	.055	20	290	DIN 6537 K
8.40	.331	43.4	1.709	5	10	860.1-0840-045A1-PM	★	10.0	.394	103	4.055	101.6	4.000	61	2.402	1.4	.055	20	290	DIN 6537 L
8.40	.331	68.6	2.701	8	10	860.1-0840-080A1-PM	★	10.0	.394	139	5.472	137.6	5.417	94	3.701	1.4	.055	20	290	COROMANT
8.50	.335	26.9	1.059	3	10	860.1-0850-031A1-PM	★	10.0	.394	89	3.504	87.6	3.449	47	1.850	1.4	.055	20	290	DIN 6537 K
8.50	.335	43.9	1.728	5	10	860.1-0850-045A1-PM	★	10.0	.394	103	4.055	101.6	4.000	61	2.402	1.4	.055	20	290	DIN 6537 L
8.50	.335	69.4	2.732	8	10	860.1-0850-080A1-PM	★	10.0	.394	139	5.472	137.6	5.417	95	3.740	1.4	.055	20	290	COROMANT
8.60	.339	27.2	1.071	3	10	860.1-0860-031A1-PM	★	10.0	.394	89	3.504	87.6	3.449	47	1.850	1.4	.055	20	290	DIN 6537 K
8.60	.339	44.4	1.748	5	10	860.1-0860-045A1-PM	★	10.0	.394	103	4.055	101.6	4.000	61	2.402	1.4	.055	20	290	DIN 6537 L
8.60	.339	70.2	2.764	8	10	860.1-0860-080A1-PM	★	10.0	.394	139	5.472	137.6	5.417	95	3.740	1.4	.055	20	290	COROMANT
8.70	.343	27.5	1.083	3	10	860.1-0870-031A1-PM	★	10.0	.394	89	3.504	87.6	3.449	47	1.850	1.4	.055	20	290	DIN 6537 K
8.70	.343	44.9	1.768	5	10	860.1-0870-045A1-PM	★	10.0	.394	103	4.055	101.6	4.000	61	2.402	1.4	.055	20	290	DIN 6537 L
8.70	.343	71.0	2.795	8	10	860.1-0870-080A1-PM	★	10.0	.394	139	5.472	137.6	5.417	95	3.740	1.4	.055	20	290	COROMANT
8.73	.344	27.6	1.087	3	10	860.1-0873-031A1-PM	★	10.0	.394	89	3.504	87.6	3.449	47	1.850	1.4	.055	20	290	DIN 6537 K
8.73	.344	45.1	1.776	5	10	860.1-0873-045A1-PM	★	10.0	.394	103	4.055	101.6	4.000	61	2.402	1.4	.055	20	290	DIN 6537 L
8.73	.344	71.3	2.807	8	10	860.1-0873-080A1-PM	★	10.0	.394	139	5.472	137.6	5.417	95	3.740	1.4	.055	20	290	COROMANT
8.80	.346	27.8	1.094	3	10	860.1-0880-031A1-PM	★	10.0	.394	89	3.504	87.6	3.449	47	1.850	1.4	.055	20	290	DIN 6537 K
8.80	.346	45.4	1.787	5	10	860.1-0880-045A1-PM	★	10.0	.394	103	4.055	101.6	4.000	61	2.402	1.4	.055	20	290	DIN 6537 L
8.80	.346	71.8	2.827	8	10	860.1-0880-080A1-PM	★	10.0	.394	139	5.472	137.6	5.417	95	3.740	1.4	.055	20	290	COROMANT
8.90	.350	45.9	1.807	5	10	860.1-0890-045A1-PM	★	10.0	.394	103	4.055	101.6	4.000	61	2.402	1.4	.055	20	290	DIN 6537 L
9.00	.354	28.5	1.122	3	10	860.1-0900-031A1-PM	★	10.0	.394	89	3.504	87.5	3.445	47	1.850	1.5	.059	20	290	DIN 6537 K
9.00	.354	46.5	1.831	5	10	860.1-0900-045A1-PM	★	10.0	.394	103	4.055	101.5	3.996	61	2.402	1.5	.059	20	290	DIN 6537 L
9.00	.354	73.5	2.894	8	10	860.1-0900-080A1-PM	★	10.0	.394	139	5.472	137.5	5.413	95	3.740	1.5	.059	20	290	COROMANT
9.10	.358	28.8	1.134	3	10	860.1-0910-031A1-PM	★	10.0	.394	89	3.504	87.5	3.445	47	1.850	1.5	.059	20	290	DIN 6537 K
9.10	.358	47.0	1.850	5	10	860.1-0910-045A1-PM	★	10.0	.394	103	4.055	101.5	3.996	61	2.402	1.5	.059	20	290	DIN 6537 L
9.10	.358	74.3	2.925	8	10	860.1-0910-080A1-PM	★	10.0	.394	139	5.472	137.5	5.413	95	3.740	1.5	.059	20	290	COROMANT

B76 E9 E28 E14

SANDVIK Coromant

FRE

Foret carbure monobloc CoroDrill® 860

Pour les aciers

Adduction interne de liquide de coupe

TCHA H8
SIG 147°

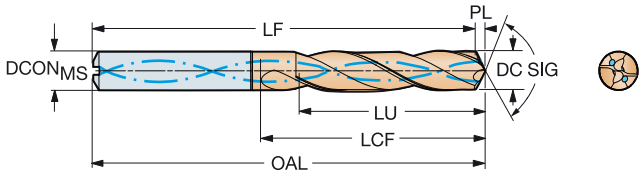

DC	DC"	LU	LU"	ULDR	CZCMS	Référence de commande	4234	DCONMS	DCONMS"	OAL	OAL"	LF	LF"	LCF	LCF"	PL	PL"	BAR	PSI	BSG
							P	Dimensions, mm, pouce												
9.20	.362	29.1	1.146	3	10	860.1-0920-031A1-PM	★	10.0	.394	89	3.504	87.5	3.445	47	1.850	1.5	.059	20	290	DIN 6537 K
9.20	.362	47.5	1.870	5	10	860.1-0920-045A1-PM	★	10.0	.394	103	4.055	101.5	3.996	61	2.402	1.5	.059	20	290	DIN 6537 L
9.20	.362	75.1	2.957	8	10	860.1-0920-080A1-PM	★	10.0	.394	139	5.472	137.5	5.413	95	3.740	1.5	.059	20	290	COROMANT
9.30	.366	29.4	1.157	3	10	860.1-0930-031A1-PM	★	10.0	.394	89	3.504	87.5	3.445	47	1.850	1.5	.059	20	290	DIN 6537 K
9.30	.366	48.0	1.890	5	10	860.1-0930-045A1-PM	★	10.0	.394	103	4.055	101.5	3.996	61	2.402	1.5	.059	20	290	DIN 6537 L
9.30	.366	75.9	2.988	8	10	860.1-0930-080A1-PM	★	10.0	.394	139	5.472	137.5	5.413	95	3.740	1.5	.059	20	290	COROMANT
9.40	.370	29.7	1.169	3	10	860.1-0940-031A1-PM	★	10.0	.394	89	3.504	87.5	3.445	47	1.850	1.5	.059	20	290	DIN 6537 K
9.40	.370	48.5	1.909	5	10	860.1-0940-045A1-PM	★	10.0	.394	103	4.055	101.5	3.996	61	2.402	1.5	.059	20	290	DIN 6537 L
9.40	.370	76.7	3.020	8	10	860.1-0940-080A1-PM	★	10.0	.394	139	5.472	137.5	5.413	96	3.780	1.5	.059	20	290	COROMANT
9.50	.374	30.0	1.181	3	10	860.1-0950-031A1-PM	★	10.0	.394	89	3.504	87.5	3.445	47	1.850	1.5	.059	20	290	DIN 6537 K
9.50	.374	48.7	1.917	5	10	860.1-0950-045A1-PM	★	10.0	.394	103	4.055	101.5	3.996	61	2.402	1.5	.059	20	290	DIN 6537 L
9.50	.374	77.5	3.051	8	10	860.1-0950-080A1-PM	★	10.0	.394	139	5.472	137.5	5.413	96	3.780	1.5	.059	20	290	COROMANT
9.52	.375	30.1	1.185	3	10	860.1-0952-031A1-PM	★	10.0	.394	89	3.504	87.5	3.445	47	1.850	1.5	.059	20	290	DIN 6537 K
9.52	.375	48.6	1.913	5	10	860.1-0952-045A1-PM	★	10.0	.394	103	4.055	101.5	3.996	61	2.402	1.5	.059	20	290	DIN 6537 L
9.52	.375	77.7	3.059	8	10	860.1-0952-080A1-PM	★	10.0	.394	139	5.472	137.5	5.413	96	3.780	1.5	.059	20	290	COROMANT
9.55	.376	48.6	1.913	5	10	860.1-0955-045A1-PM	★	10.0	.394	103	4.055	101.5	3.996	61	2.402	1.5	.059	20	290	DIN 6537 L
9.60	.378	30.3	1.193	3	10	860.1-0960-031A1-PM	★	10.0	.394	89	3.504	87.5	3.445	47	1.850	1.5	.059	20	290	DIN 6537 K
9.60	.378	48.5	1.909	5	10	860.1-0960-045A1-PM	★	10.0	.394	103	4.055	101.5	3.996	61	2.402	1.5	.059	20	290	DIN 6537 L
9.60	.378	78.3	3.083	8	10	860.1-0960-080A1-PM	★	10.0	.394	139	5.472	137.5	5.413	96	3.780	1.5	.059	20	290	COROMANT
9.70	.382	30.7	1.209	3	10	860.1-0970-031A1-PM	★	10.0	.394	89	3.504	87.4	3.441	47	1.850	1.6	.063	20	290	DIN 6537 K
9.70	.382	79.2	3.118	8	10	860.1-0970-080A1-PM	★	10.0	.394	139	5.472	137.4	5.409	96	3.780	1.6	.063	20	290	COROMANT
9.80	.386	31.0	1.220	3	10	860.1-0980-031A1-PM	★	10.0	.394	89	3.504	87.4	3.441	47	1.850	1.6	.063	20	290	DIN 6537 K
9.80	.386	48.3	1.902	4	10	860.1-0980-045A1-PM	★	10.0	.394	103	4.055	101.4	3.992	61	2.402	1.6	.063	20	290	DIN 6537 L
9.80	.386	80.0	3.150	8	10	860.1-0980-080A1-PM	★	10.0	.394	139	5.472	137.4	5.409	96	3.780	1.6	.063	20	290	COROMANT
9.90	.390	31.3	1.232	3	10	860.1-0990-031A1-PM	★	10.0	.394	89	3.504	87.4	3.441	47	1.850	1.6	.063	20	290	DIN 6537 K
9.90	.390	48.1	1.894	4	10	860.1-0990-045A1-PM	★	10.0	.394	103	4.055	101.4	3.992	61	2.402	1.6	.063	20	290	DIN 6537 L
9.90	.390	80.8	3.181	8	10	860.1-0990-080A1-PM	★	10.0	.394	139	5.472	137.4	5.409	96	3.780	1.6	.063	20	290	COROMANT
9.92	.391	81.0	3.189	8	10	860.1-0992-080A1-PM	★	10.0	.394	139	5.472	137.4	5.409	96	3.780	1.6	.063	20	290	COROMANT
10.00	.394	31.6	1.244	3	10	860.1-1000-031A1-PM	★	10.0	.394	89	3.504	87.4	3.441	47	1.850	1.6	.063	20	290	DIN 6537 K
10.00	.394	48.0	1.890	4	10	860.1-1000-045A1-PM	★	10.0	.394	103	4.055	101.4	3.992	61	2.402	1.6	.063	20	290	DIN 6537 L
10.00	.394	81.6	3.213	8	10	860.1-1000-080A1-PM	★	10.0	.394	139	5.472	137.4	5.409	96	3.780	1.6	.063	20	290	COROMANT
10.10	.398	31.9	1.256	3	12	860.1-1010-037A1-PM	★	12.0	.472	102	4.016	100.4	3.953	55	2.165	1.6	.063	20	290	DIN 6537 K
10.10	.398	52.1	2.051	5	12	860.1-1010-053A1-PM	★	12.0	.472	118	4.646	116.4	4.583	71	2.795	1.6	.063	20	290	DIN 6537 L
10.10	.398	82.4	3.244	8	12	860.1-1010-098A1-PM	★	12.0	.472	163	6.417	161.4	6.354	114	4.488	1.6	.063	20	290	COROMANT
10.20	.402	32.3	1.272	3	12	860.1-1020-037A1-PM	★	12.0	.472	102	4.016	100.3	3.949	55	2.165	1.7	.067	20	290	DIN 6537 K
10.20	.402	52.7	2.075	5	12	860.1-1020-053A1-PM	★	12.0	.472	118	4.646	116.3	4.579	71	2.795	1.7	.067	20	290	DIN 6537 L
10.20	.402	83.3	3.280	8	12	860.1-1020-098A1-PM	★	12.0	.472	163	6.417	161.3	6.350	114	4.488	1.7	.067	20	290	COROMANT
10.30	.406	32.6	1.283	3	12	860.1-1030-037A1-PM	★	12.0	.472	102	4.016	100.3	3.949	55	2.165	1.7	.067	20	290	DIN 6537 K
10.30	.406	53.2	2.094	5	12	860.1-1030-053A1-PM	★	12.0	.472	118	4.646	116.3	4.579	71	2.795	1.7	.067	20	290	DIN 6537 L
10.30	.406	84.1	3.311	8	12	860.1-1030-098A1-PM	★	12.0	.472	163	6.417	161.3	6.350	114	4.488	1.7	.067	20	290	COROMANT
10.32	.406	32.6	1.283	3	12	860.1-1032-037A1-PM	★	12.0	.472	102	4.016	100.3	3.949	55	2.165	1.7	.067	20	290	DIN 6537 K
10.32	.406	53.3	2.098	5	12	860.1-1032-053A1-PM	★	12.0	.472	118	4.646	116.3	4.579	71	2.795	1.7	.067	20	290	DIN 6537 L
10.40	.409	32.9	1.295	3	12	860.1-1040-037A1-PM	★	12.0	.472	102	4.016	100.3	3.949	55	2.165	1.7	.067	20	290	DIN 6537 K
10.40	.409	53.7	2.114	5	12	860.1-1040-053A1-PM	★	12.0	.472	118	4.646	116.3	4.579	71	2.795	1.7	.067	20	290	DIN 6537 L
10.40	.409	84.9	3.343	8	12	860.1-1040-098A1-PM	★	12.0	.472	163	6.417	161.3	6.350	115	4.528	1.7	.067	20	290	COROMANT
10.50	.413	33.2	1.307	3	12	860.1-1050-037A1-PM	★	12.0	.472	102	4.016	100.3	3.949	55	2.165	1.7	.067	20	290	DIN 6537 K
10.50	.413	54.2	2.134	5	12	860.1-1050-053A1-PM	★	12.0	.472	118	4.646	116.3	4.579	71	2.795	1.7	.067	20	290	DIN 6537 L
10.50	.413	85.7	3.374	8	12	860.1-1050-098A1-PM	★	12.0	.472	163	6.417	161.3	6.350	115	4.528	1.7	.067	20	290	COROMANT
10.60	.417	54.7	2.154	5	12	860.1-1060-053A1-PM	★	12.0	.472	118	4.646	116.3	4.579	71	2.795	1.7	.067	20	290	DIN 6537 L
10.70	.421	33.8	1.331	3	12	860.1-1070-037A1-PM	★	12.0	.472	102	4.016	100.3	3.949	55	2.165	1.7	.067	20	290	DIN 6537 K
10.70	.421	55.2	2.173	5	12	860.1-1070-053A1-PM	★	12.0	.472	118	4.646	116.3	4.579	71	2.795	1.7	.067	20	290	DIN 6537 L
10.71	.422	55.3	2.177	5	12	860.1-1071-053A1-PM	★	12.0	.472	118	4.646	116.3	4.579	71	2.795	1.7	.067	20	290	DIN 6537 L

B76 E9 E28 E14

Foret carbure monobloc CoroDrill® 860

Pour les aciers

Adduction interne de liquide de coupe



TCHA H8
SIG 147°

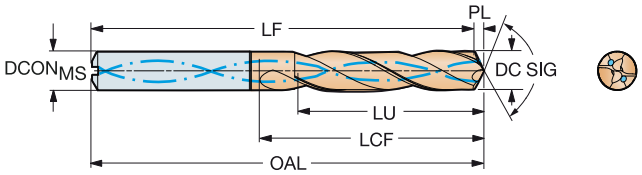

DC	DC"	LU	LU"	ULDR	CZC$_{MS}$	Référence de commande	P 4234	DCON$_{MS}$	DCON$_{MS}$"	OAL	OAL"	LF	LF"	LCF	LCF"	PL	PL"	BAR	PSI	BSG
								Dimensions, mm, pouce												
10.80	.425	34.2	1.346	3	12	860.1-1080-037A1-PM	★	12.0	.472	102	4.016	100.2	3.945	55	2.165	1.8	.071	20	290	DIN 6537 K
10.80	.425	55.8	2.197	5	12	860.1-1080-053A1-PM	★	12.0	.472	118	4.646	116.2	4.575	71	2.795	1.8	.071	20	290	DIN 6537 L
10.80	.425	88.2	3.472	8	12	860.1-1080-098A1-PM	★	12.0	.472	163	6.417	161.2	6.346	115	4.528	1.8	.071	20	290	COROMANT
10.90	.429	56.3	2.217	5	12	860.1-1090-053A1-PM	★	12.0	.472	118	4.646	116.2	4.575	71	2.795	1.8	.071	20	290	DIN 6537 L
11.00	.433	34.8	1.370	3	12	860.1-1100-037A1-PM	★	12.0	.472	102	4.016	100.2	3.945	55	2.165	1.8	.071	20	290	DIN 6537 K
11.00	.433	56.8	2.236	5	12	860.1-1100-053A1-PM	★	12.0	.472	118	4.646	116.2	4.575	71	2.795	1.8	.071	20	290	DIN 6537 L
11.00	.433	89.8	3.535	8	12	860.1-1100-098A1-PM	★	12.0	.472	163	6.417	161.2	6.346	115	4.528	1.8	.071	20	290	COROMANT
11.10	.437	35.1	1.382	3	12	860.1-1110-037A1-PM	★	12.0	.472	102	4.016	100.2	3.945	55	2.165	1.8	.071	20	290	DIN 6537 K
11.10	.437	57.3	2.256	5	12	860.1-1110-053A1-PM	★	12.0	.472	118	4.646	116.2	4.575	71	2.795	1.8	.071	20	290	DIN 6537 L
11.10	.437	90.6	3.567	8	12	860.1-1110-098A1-PM	★	12.0	.472	163	6.417	161.2	6.346	115	4.528	1.8	.071	20	290	COROMANT
11.11	.437	35.1	1.382	3	12	860.1-1111-037A1-PM	★	12.0	.472	102	4.016	100.2	3.945	55	2.165	1.8	.071	20	290	DIN 6537 K
11.11	.437	90.7	3.571	8	12	860.1-1111-098A1-PM	★	12.0	.472	163	6.417	161.2	6.346	115	4.528	1.8	.071	20	290	COROMANT
11.20	.441	35.4	1.394	3	12	860.1-1120-037A1-PM	★	12.0	.472	102	4.016	100.2	3.945	55	2.165	1.8	.071	20	290	DIN 6537 K
11.20	.441	57.6	2.268	5	12	860.1-1120-053A1-PM	★	12.0	.472	118	4.646	116.2	4.575	71	2.795	1.8	.071	20	290	DIN 6537 L
11.20	.441	91.4	3.598	8	12	860.1-1120-098A1-PM	★	12.0	.472	163	6.417	161.2	6.346	115	4.528	1.8	.071	20	290	COROMANT
11.30	.445	35.7	1.406	3	12	860.1-1130-037A1-PM	★	12.0	.472	102	4.016	100.2	3.945	55	2.165	1.8	.071	20	290	DIN 6537 K
11.30	.445	57.4	2.260	5	12	860.1-1130-053A1-PM	★	12.0	.472	118	4.646	116.2	4.575	71	2.795	1.8	.071	20	290	DIN 6537 L
11.30	.445	92.2	3.630	8	12	860.1-1130-098A1-PM	★	12.0	.472	163	6.417	161.2	6.346	115	4.528	1.8	.071	20	290	COROMANT
11.40	.449	36.1	1.421	3	12	860.1-1140-037A1-PM	★	12.0	.472	102	4.016	100.1	3.941	55	2.165	1.9	.075	20	290	DIN 6537 K
11.50	.453	36.4	1.433	3	12	860.1-1150-037A1-PM	★	12.0	.472	102	4.016	100.1	3.941	55	2.165	1.9	.075	20	290	DIN 6537 K
11.50	.453	57.2	2.252	4	12	860.1-1150-053A1-PM	★	12.0	.472	118	4.646	116.1	4.571	71	2.795	1.9	.075	20	290	DIN 6537 L
11.50	.453	93.9	3.697	8	12	860.1-1150-098A1-PM	★	12.0	.472	163	6.417	161.1	6.343	116	4.567	1.9	.075	20	290	COROMANT
11.60	.457	36.7	1.445	3	12	860.1-1160-037A1-PM	★	12.0	.472	102	4.016	100.1	3.941	55	2.165	1.9	.075	20	290	DIN 6537 K
11.70	.461	37.0	1.457	3	12	860.1-1170-037A1-PM	★	12.0	.472	102	4.016	100.1	3.941	55	2.165	1.9	.075	20	290	DIN 6537 K
11.70	.461	57.0	2.244	4	12	860.1-1170-053A1-PM	★	12.0	.472	118	4.646	116.1	4.571	71	2.795	1.9	.075	20	290	DIN 6537 L
11.80	.465	37.3	1.469	3	12	860.1-1180-037A1-PM	★	12.0	.472	102	4.016	100.1	3.941	55	2.165	1.9	.075	20	290	DIN 6537 K
11.80	.465	56.8	2.236	4	12	860.1-1180-053A1-PM	★	12.0	.472	118	4.646	116.1	4.571	71	2.795	1.9	.075	20	290	DIN 6537 L
11.80	.465	96.3	3.791	8	12	860.1-1180-098A1-PM	★	12.0	.472	163	6.417	161.1	6.343	116	4.567	1.9	.075	20	290	COROMANT
11.90	.469	37.6	1.480	3	12	860.1-1190-037A1-PM	★	12.0	.472	102	4.016	100.1	3.941	55	2.165	1.9	.075	20	290	DIN 6537 K
11.90	.469	97.1	3.823	8	12	860.1-1190-098A1-PM	★	12.0	.472	163	6.417	161.1	6.343	116	4.567	1.9	.075	20	290	COROMANT
12.00	.472	38.0	1.496	3	12	860.1-1200-037A1-PM	★	12.0	.472	102	4.016	100.0	3.937	55	2.165	2.0	.079	20	290	DIN 6537 K
12.00	.472	56.6	2.228	4	12	860.1-1200-053A1-PM	★	12.0	.472	118	4.646	116.0	4.567	71	2.795	2.0	.079	20	290	DIN 6537 L
12.00	.472	98.0	3.858	8	12	860.1-1200-098A1-PM	★	12.0	.472	163	6.417	161.0	6.339	116	4.567	2.0	.079	20	290	COROMANT
12.10	.476	38.3	1.508	3	14	860.1-1210-040A1-PM	★	14.0	.551	107	4.213	105.0	4.134	60	2.362	2.0	.079	20	290	DIN 6537 K
12.10	.476	62.5	2.461	5	14	860.1-1210-057A1-PM	★	14.0	.551	124	4.882	122.0	4.803	77	3.032	2.0	.079	20	290	DIN 6537 L
12.10	.476	98.8	3.890	8	14	860.1-1210-115A1-PM	★	14.0	.551	182	7.165	180.0	7.087	133	5.236	2.0	.079	20	290	COROMANT
12.20	.480	38.6	1.520	3	14	860.1-1220-040A1-PM	★	14.0	.551	107	4.213	105.0	4.134	60	2.362	2.0	.079	20	290	DIN 6537 K
12.20	.480	62.4	2.457	5	14	860.1-1220-057A1-PM	★	14.0	.551	124	4.882	122.0	4.803	77	3.032	2.0	.079	20	290	DIN 6537 L
12.20	.480	99.6	3.921	8	14	860.1-1220-115A1-PM	★	14.0	.551	182	7.165	180.0	7.087	133	5.236	2.0	.079	20	290	COROMANT
12.30	.484	38.9	1.532	3	14	860.1-1230-040A1-PM	★	14.0	.551	107	4.213	105.0	4.134	60	2.362	2.0	.079	20	290	DIN 6537 K
12.30	.484	62.2	2.449	5	14	860.1-1230-057A1-PM	★	14.0	.551	124	4.882	122.0	4.803	77	3.032	2.0	.079	20	290	DIN 6537 L
12.30	.484	100.4	3.953	8	14	860.1-1230-115A1-PM	★	14.0	.551	182	7.165	180.0	7.087	133	5.236	2.0	.079	20	290	COROMANT
12.50	.492	39.5	1.555	3	14	860.1-1250-040A1-PM	★	14.0	.551	107	4.213	105.0	4.134	60	2.362	2.0	.079	20	290	DIN 6537 K
12.50	.492	62.0	2.441	4	14	860.1-1250-057A1-PM	★	14.0	.551	124	4.882	122.0	4.803	77	3.032	2.0	.079	20	290	DIN 6537 L
12.50	.492	102.0	4.016	8	14	860.1-1250-115A1-PM	★	14.0	.551	182	7.165	180.0	7.087	133	5.236	2.0	.079	20	290	COROMANT
12.60	.496	39.9	1.571	3	14	860.1-1260-040A1-PM	★	14.0	.551	107	4.213	104.9	4.130	60	2.362	2.1	.083	20	290	DIN 6537 K
12.70	.500	40.2	1.583	3	14	860.1-1270-040A1-PM	★	14.0	.551	107	4.213	104.9	4.130	60	2.362	2.1	.083	20	290	DIN 6537 K
12.70	.500	61.8	2.433	4	14	860.1-1270-057A1-PM	★	14.0	.551	124	4.882	121.9	4.799	77	3.032	2.1	.083	20	290	DIN 6537 L
12.70	.500	103.7	4.083	8	14	860.1-1270-115A1-PM	★	14.0	.551	182	7.165	179.9	7.083	134	5.276	2.1	.083	20	290	COROMANT
12.80	.504	40.5	1.594	3	14	860.1-1280-040A1-PM	★	14.0	.551	107	4.213	104.9	4.130	60	2.362	2.1	.083	20	290	DIN 6537 K
12.80	.504	61.6	2.425	4	14	860.1-1280-057A1-PM	★	14.0	.551	124	4.882	121.9	4.799	77	3.032	2.1	.083	20	290	DIN 6537 L
12.80	.504	104.5	4.114	8	14	860.1-1280-115A1-PM	★	14.0	.551	182	7.165	179.9	7.083	134	5.276	2.1	.083	20	290	COROMANT

B76 E9 E28 E14

FRE

Foret carbure monobloc CoroDrill® 860

Pour les aciers

Adduction interne de liquide de coupe

TCHA H8
SIG 147°

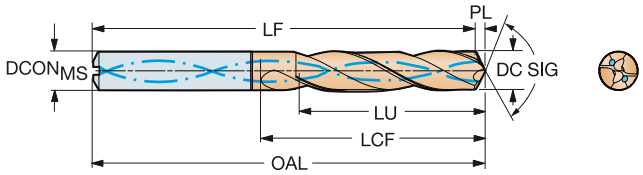

DC	DC"	LU	LU"	ULDR	CZCMS	Référence de commande	P 4234	DCONMS	DCONMS"	OAL	OAL"	LF	LF"	LCF	LCF"	PL	PL"	BAR	PSI	BSG
								Dimensions, mm, pouce												
13.00	.512	41.1	1.618	3	14	860.1-1300-040A1-PM	★	14.0	.551	107	4.213	104.9	4.130	60	2.362	2.1	.083	20	290	DIN 6537 K
13.00	.512	61.4	2.417	4	14	860.1-1300-057A1-PM	★	14.0	.551	124	4.882	121.9	4.799	77	3.032	2.1	.083	20	290	DIN 6537 L
13.00	.512	106.1	4.177	8	14	860.1-1300-115A1-PM	★	14.0	.551	182	7.165	179.9	7.083	134	5.276	2.1	.083	20	290	COROMANT
13.10	.516	41.4	1.630	3	14	860.1-1310-040A1-PM	★	14.0	.551	107	4.213	104.9	4.130	60	2.362	2.1	.083	20	290	DIN 6537 K
13.10	.516	61.3	2.413	4	14	860.1-1310-057A1-PM	★	14.0	.551	124	4.882	121.9	4.799	77	3.032	2.1	.083	20	290	DIN 6537 L
13.10	.516	106.9	4.209	8	14	860.1-1310-115A1-PM	★	14.0	.551	182	7.165	179.9	7.083	134	5.276	2.1	.083	20	290	COROMANT
13.25	.522	61.1	2.406	4	14	860.1-1325-057A1-PM	★	14.0	.551	124	4.882	121.9	4.799	77	3.032	2.1	.083	20	290	DIN 6537 L
13.50	.531	42.7	1.681	3	14	860.1-1350-040A1-PM	★	14.0	.551	107	4.213	104.8	4.126	60	2.362	2.2	.087	20	290	DIN 6537 K
13.50	.531	60.8	2.394	4	14	860.1-1350-057A1-PM	★	14.0	.551	124	4.882	121.8	4.795	77	3.032	2.2	.087	20	290	DIN 6537 L
13.50	.531	110.2	4.339	8	14	860.1-1350-115A1-PM	★	14.0	.551	182	7.165	179.8	7.079	134	5.276	2.2	.087	20	290	COROMANT
13.75	.541	60.5	2.382	4	14	860.1-1375-057A1-PM	★	14.0	.551	124	4.882	121.8	4.795	77	3.032	2.2	.087	20	290	DIN 6537 L
13.80	.543	43.4	1.709	3	14	860.1-1380-040A1-PM	★	14.0	.551	107	4.213	104.8	4.126	60	2.362	2.2	.087	20	290	DIN 6537 K
13.80	.543	60.4	2.378	4	14	860.1-1380-057A1-PM	★	14.0	.551	124	4.882	121.8	4.795	77	3.032	2.2	.087	20	290	DIN 6537 L
13.80	.543	112.6	4.433	8	14	860.1-1380-115A1-PM	★	14.0	.551	182	7.165	179.8	7.079	134	5.276	2.2	.087	20	290	COROMANT
13.89	.547	60.3	2.374	4	14	860.1-1389-057A1-PM	★	14.0	.551	124	4.882	121.8	4.795	77	3.032	2.2	.087	20	290	DIN 6537 L
14.00	.551	44.3	1.744	3	14	860.1-1400-040A1-PM	★	14.0	.551	107	4.213	104.7	4.122	60	2.362	2.3	.091	20	290	DIN 6537 K
14.00	.551	63.0	2.480	4	14	860.1-1400-057A1-PM	★	14.0	.551	124	4.882	121.7	4.791	77	3.032	2.3	.091	20	290	DIN 6537 L
14.00	.551	114.3	4.500	8	14	860.1-1400-115A1-PM	★	14.0	.551	182	7.165	179.7	7.075	134	5.276	2.3	.091	20	290	COROMANT
14.25	.561	45.0	1.772	3	16	860.1-1425-044A1-PM	★	16.0	.630	115	4.528	112.7	4.437	65	2.559	2.3	.091	20	290	DIN 6537 K
14.25	.561	68.8	2.709	4	16	860.1-1425-062A1-PM	★	16.0	.630	133	5.236	130.7	5.146	83	3.268	2.3	.091	20	290	DIN 6537 L
14.29	.563	45.2	1.780	3	16	860.1-1429-044A1-PM	★	16.0	.630	115	4.528	112.7	4.437	65	2.559	2.3	.091	20	290	DIN 6537 K
14.29	.563	68.7	2.705	4	16	860.1-1429-062A1-PM	★	16.0	.630	133	5.236	130.7	5.146	83	3.268	2.3	.091	20	290	DIN 6537 L
14.50	.571	45.8	1.803	3	16	860.1-1450-044A1-PM	★	16.0	.630	115	4.528	112.7	4.437	65	2.559	2.3	.091	20	290	DIN 6537 K
14.50	.571	68.5	2.697	4	16	860.1-1450-062A1-PM	★	16.0	.630	133	5.236	130.7	5.146	83	3.268	2.3	.091	20	290	DIN 6537 L
14.69	.578	46.4	1.827	3	16	860.1-1469-044A1-PM	★	16.0	.630	115	4.528	112.7	4.437	65	2.559	2.3	.091	20	290	DIN 6537 K
14.80	.583	68.2	2.685	4	16	860.1-1480-062A1-PM	★	16.0	.630	133	5.236	130.6	5.142	83	3.268	2.4	.094	20	290	DIN 6537 L
15.00	.591	47.4	1.866	3	16	860.1-1500-044A1-PM	★	16.0	.630	115	4.528	112.6	4.433	65	2.559	2.4	.094	20	290	DIN 6537 K
15.00	.591	68.0	2.677	4	16	860.1-1500-062A1-PM	★	16.0	.630	133	5.236	130.6	5.142	83	3.268	2.4	.094	20	290	DIN 6537 L
15.50	.610	49.0	1.929	3	16	860.1-1550-044A1-PM	★	16.0	.630	115	4.528	112.5	4.429	65	2.559	2.5	.098	20	290	DIN 6537 K
15.50	.610	67.5	2.657	4	16	860.1-1550-062A1-PM	★	16.0	.630	133	5.236	130.5	5.138	83	3.268	2.5	.098	20	290	DIN 6537 L
15.80	.622	49.2	1.937	3	16	860.1-1580-044A1-PM	★	16.0	.630	115	4.528	112.5	4.429	65	2.559	2.5	.098	20	290	DIN 6537 K
15.80	.622	67.2	2.646	4	16	860.1-1580-062A1-PM	★	16.0	.630	133	5.236	130.5	5.138	83	3.268	2.5	.098	20	290	DIN 6537 L
15.87	.625	49.1	1.933	3	16	860.1-1587-044A1-PM	★	16.0	.630	115	4.528	112.5	4.429	65	2.559	2.5	.098	20	290	DIN 6537 K
16.00	.630	49.0	1.929	3	16	860.1-1600-044A1-PM	★	16.0	.630	115	4.528	112.5	4.429	65	2.559	2.5	.098	20	290	DIN 6537 K
16.00	.630	67.0	2.638	4	16	860.1-1600-062A1-PM	★	16.0	.630	133	5.236	130.5	5.138	83	3.268	2.5	.098	20	290	DIN 6537 L
16.00	.630	130.5	5.138	8	16	860.1-1600-133A1-PM	★	16.0	.630	204	8.032	201.5	7.933	154	6.063	2.5	.098	20	290	COROMANT
16.50	.650	52.1	2.051	3	18	860.1-1650-050A1-PM	★	18.0	.709	123	4.843	120.4	4.740	73	2.874	2.6	.102	20	290	DIN 6537 K
16.50	.650	76.5	3.012	4	18	860.1-1650-070A1-PM	★	18.0	.709	143	5.630	140.4	5.528	93	3.661	2.6	.102	20	290	DIN 6537 L
16.80	.661	53.0	2.087	3	18	860.1-1680-050A1-PM	★	18.0	.709	123	4.843	120.4	4.740	73	2.874	2.6	.102	20	290	DIN 6537 K
17.00	.669	76.0	2.992	4	18	860.1-1700-070A1-PM	★	18.0	.709	143	5.630	140.3	5.524	93	3.661	2.7	.106	20	290	DIN 6537 L
17.50	.689	55.2	2.173	3	18	860.1-1750-050A1-PM	★	18.0	.709	123	4.843	120.3	4.736	73	2.874	2.7	.106	20	290	DIN 6537 K
17.50	.689	75.5	2.972	4	18	860.1-1750-070A1-PM	★	18.0	.709	143	5.630	140.3	5.524	93	3.661	2.7	.106	20	290	DIN 6537 L
17.80	.701	75.2	2.961	4	18	860.1-1780-070A1-PM	★	18.0	.709	143	5.630	140.2	5.520	93	3.661	2.8	.110	20	290	DIN 6537 L
18.00	.709	56.8	2.236	3	18	860.1-1800-050A1-PM	★	18.0	.709	123	4.843	120.2	4.732	73	2.874	2.8	.110	20	290	DIN 6537 K
18.00	.709	78.6	3.094	4	18	860.1-1800-070A1-PM	★	18.0	.709	143	5.630	140.2	5.520	93	3.661	2.8	.110	20	290	DIN 6537 L
18.50	.728	58.4	2.299	3	20	860.1-1850-055A1-PM	★	20.0	.787	131	5.157	128.1	5.043	79	3.110	2.9	.114	20	290	DIN 6537 K
18.80	.740	59.3	2.335	3	20	860.1-1880-055A1-PM	★	20.0	.787	131	5.157	128.1	5.043	79	3.110	2.9	.114	20	290	DIN 6537 K
18.80	.740	86.0	3.386	4	20	860.1-1880-077A1-PM	★	20.0	.787	153	6.024	150.1	5.909	101	3.976	2.9	.114	20	290	DIN 6537 L
19.00	.748	59.9	2.358	3	20	860.1-1900-055A1-PM	★	20.0	.787	131	5.157	128.1	5.043	79	3.110	2.9	.114	20	290	DIN 6537 K
20.00	.787	63.0	2.480	3	20	860.1-2000-055A1-PM	★	20.0	.787	131	5.157	127.9	5.035	79	3.110	3.1	.122	20	290	DIN 6537 K

B76 E9 E28 E14

CoroDrill® 860

Forets hautes performances optimisés pour les aciers inoxydables

O C

Application

860-MM : Aciers inoxydables à copeaux longs comme les aciers inoxydables austénitiques, super-austénitiques, ferritiques et duplex



Champ d'application ISO :

M

Caractéristiques et avantages

- Conditions de coupe optimisées
- Faible coût au trou
- Meilleure fiabilité des performances
- Évacuation des copeaux exempte de problèmes
- Longue durée de vie, formation contrôlée de l'usure
- Tolérances de trous régulières
- Jusqu'à trois réaffûtages possibles en conservant les caractéristiques d'origine

www.sandvik.coromant.com/corodrill860

Recommandations

Il est recommandé d'utiliser des mandrins hydrauliques de précision.
Il est recommandé d'utiliser l'arrosage par l'intérieur à une pression minimum de 20 bars

Pour les mandrins, voir le catalogue Outils Rotatifs.

E14

SANDVIK Coromant

FRE

Foret carbure monobloc CoroDrill® 860

Pour les aciers inoxydables

Adduction interne de liquide de coupe

TCHA H8
SIG 140°

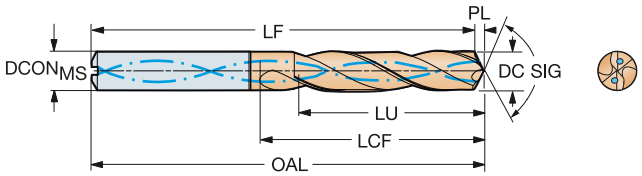

DC	DC"	LU	LU"	ULDR	CZC$_{MS}$	Référence de commande	M	2214	DCON$_{MS}$	DCON$_{MS}$"	OAL	OAL"	LF	LF"	LCF	LCF"	PL	PL"	BAR	PSI	BSG
									Dimensions, mm, pouce												
3.00	.118	9.5	.374	3	6	860.1-0300-009A1-MM	★		6.0	.236	62	2.441	61.5	2.421	20	.787	0.5	.020	20	290	DIN 6537 K
3.00	.118	15.5	.610	5	6	860.1-0300-015A1-MM	★		6.0	.236	66	2.598	65.5	2.579	28	1.102	0.5	.020	20	290	DIN 6537 L
3.00	.118	24.0	.945	8	6	860.1-0300-024A1-MM	★		6.0	.236	74	2.913	73.5	2.894	34	1.339	0.5	.020	20	290	COROMANT
3.10	.122	9.8	.386	3	6	860.1-0310-009A1-MM	★		6.0	.236	62	2.441	61.5	2.421	20	.787	0.5	.020	20	290	DIN 6537 K
3.10	.122	25.0	.984	8	6	860.1-0310-025A1-MM	★		6.0	.236	74	2.913	73.5	2.894	34	1.339	0.5	.020	20	290	COROMANT
3.18	.125	16.4	.646	5	6	860.1-0318-016A1-MM	★		6.0	.236	66	2.598	65.5	2.579	28	1.102	0.5	.020	20	290	DIN 6537 L
3.20	.126	16.5	.650	5	6	860.1-0320-016A1-MM	★		6.0	.236	66	2.598	65.5	2.579	28	1.102	0.5	.020	20	290	DIN 6537 L
3.30	.130	10.4	.409	3	6	860.1-0330-010A1-MM	★		6.0	.236	62	2.441	61.5	2.421	20	.787	0.5	.020	20	290	DIN 6537 K
3.30	.130	17.0	.669	5	6	860.1-0330-017A1-MM	★		6.0	.236	66	2.598	65.5	2.579	28	1.102	0.5	.020	20	290	DIN 6537 L
3.30	.130	26.0	1.024	7	6	860.1-0330-026A1-MM	★		6.0	.236	74	2.913	73.5	2.894	35	1.378	0.5	.020	20	290	COROMANT
3.40	.134	27.0	1.063	7	6	860.1-0340-027A1-MM	★		6.0	.236	74	2.913	73.4	2.890	35	1.378	0.6	.024	20	290	COROMANT
3.50	.138	11.1	.437	3	6	860.1-0350-011A1-MM	★		6.0	.236	62	2.441	61.4	2.417	20	.787	0.6	.024	20	290	DIN 6537 K
3.50	.138	18.1	.713	5	6	860.1-0350-018A1-MM	★		6.0	.236	66	2.598	65.4	2.575	28	1.102	0.6	.024	20	290	DIN 6537 L
3.50	.138	28.0	1.102	8	6	860.1-0350-028A1-MM	★		6.0	.236	74	2.913	73.4	2.890	35	1.378	0.6	.024	20	290	COROMANT
3.60	.142	11.4	.449	3	6	860.1-0360-011A1-MM	★		6.0	.236	62	2.441	61.4	2.417	20	.787	0.6	.024	20	290	DIN 6537 K
3.70	.146	19.1	.752	5	6	860.1-0370-019A1-MM	★		6.0	.236	66	2.598	65.4	2.575	28	1.102	0.6	.024	20	290	DIN 6537 L
3.70	.146	30.0	1.181	8	6	860.1-0370-030A1-MM	★		6.0	.236	74	2.913	73.4	2.890	36	1.417	0.6	.024	20	290	COROMANT
3.80	.150	12.0	.472	3	6	860.1-0380-011A1-MM	★		6.0	.236	66	2.598	65.4	2.575	24	.945	0.6	.024	20	290	DIN 6537 K
3.80	.150	19.6	.772	5	6	860.1-0380-019A1-MM	★		6.0	.236	74	2.913	73.4	2.890	36	1.417	0.6	.024	20	290	DIN 6537 L
3.80	.150	30.0	1.181	7	6	860.1-0380-030A1-MM	★		6.0	.236	85	3.346	84.4	3.323	44	1.732	0.6	.024	20	290	COROMANT
4.00	.157	12.7	.500	3	6	860.1-0400-012A1-MM	★		6.0	.236	66	2.598	65.3	2.571	24	.945	0.7	.028	20	290	DIN 6537 K
4.00	.157	20.7	.815	5	6	860.1-0400-020A1-MM	★		6.0	.236	74	2.913	73.3	2.886	36	1.417	0.7	.028	20	290	DIN 6537 L
4.00	.157	32.0	1.260	8	6	860.1-0400-032A1-MM	★		6.0	.236	85	3.346	84.3	3.319	44	1.732	0.7	.028	20	290	COROMANT
4.20	.165	13.3	.524	3	6	860.1-0420-013A1-MM	★		6.0	.236	66	2.598	65.3	2.571	24	.945	0.7	.028	20	290	DIN 6537 K
4.20	.165	21.7	.854	5	6	860.1-0420-021A1-MM	★		6.0	.236	74	2.913	73.3	2.886	36	1.417	0.7	.028	20	290	DIN 6537 L
4.20	.165	34.0	1.339	8	6	860.1-0420-034A1-MM	★		6.0	.236	85	3.346	84.3	3.319	45	1.772	0.7	.028	20	290	COROMANT
4.30	.169	13.6	.535	3	6	860.1-0430-013A1-MM	★		6.0	.236	66	2.598	65.3	2.571	24	.945	0.7	.028	20	290	DIN 6537 K
4.30	.169	22.2	.874	5	6	860.1-0430-022A1-MM	★		6.0	.236	74	2.913	73.3	2.886	36	1.417	0.7	.028	20	290	DIN 6537 L
4.30	.169	34.0	1.339	7	6	860.1-0430-034A1-MM	★		6.0	.236	85	3.346	84.3	3.319	45	1.772	0.7	.028	20	290	COROMANT
4.37	.172	13.8	.543	3	6	860.1-0437-013A1-MM	★		6.0	.236	66	2.598	65.3	2.571	24	.945	0.7	.028	20	290	DIN 6537 K
4.37	.172	22.5	.886	5	6	860.1-0437-022A1-MM	★		6.0	.236	74	2.913	73.3	2.886	36	1.417	0.7	.028	20	290	DIN 6537 L
4.40	.173	13.9	.547	3	6	860.1-0440-013A1-MM	★		6.0	.236	66	2.598	65.3	2.571	24	.945	0.7	.028	20	290	DIN 6537 K
4.40	.173	22.7	.894	5	6	860.1-0440-022A1-MM	★		6.0	.236	74	2.913	73.3	2.886	36	1.417	0.7	.028	20	290	DIN 6537 L
4.40	.173	35.0	1.378	7	6	860.1-0440-035A1-MM	★		6.0	.236	85	3.346	84.3	3.319	45	1.772	0.7	.028	20	290	COROMANT
4.50	.177	14.2	.559	3	6	860.1-0450-014A1-MM	★		6.0	.236	66	2.598	65.3	2.571	24	.945	0.7	.028	20	290	DIN 6537 K
4.50	.177	23.2	.913	5	6	860.1-0450-023A1-MM	★		6.0	.236	74	2.913	73.3	2.886	36	1.417	0.7	.028	20	290	DIN 6537 L
4.50	.177	36.0	1.417	8	6	860.1-0450-036A1-MM	★		6.0	.236	85	3.346	84.3	3.319	46	1.811	0.7	.028	20	290	COROMANT
4.60	.181	23.8	.937	5	6	860.1-0460-023A1-MM	★		6.0	.236	74	2.913	73.2	2.882	36	1.417	0.8	.031	20	290	DIN 6537 L
4.60	.181	37.0	1.457	8	6	860.1-0460-037A1-MM	★		6.0	.236	85	3.346	84.2	3.315	46	1.811	0.8	.031	20	290	COROMANT
4.70	.185	24.3	.957	5	6	860.1-0470-024A1-MM	★		6.0	.236	74	2.913	73.2	2.882	36	1.417	0.8	.031	20	290	DIN 6537 L
4.76	.187	15.1	.594	3	6	860.1-0476-014A1-MM	★		6.0	.236	66	2.598	65.2	2.567	28	1.102	0.8	.031	20	290	DIN 6537 K
4.80	.189	15.2	.598	3	6	860.1-0480-014A1-MM	★		6.0	.236	66	2.598	65.2	2.567	28	1.102	0.8	.031	20	290	DIN 6537 K
4.80	.189	38.0	1.496	7	6	860.1-0480-038A1-MM	★		6.0	.236	97	3.819	96.2	3.787	56	2.205	0.8	.031	20	290	COROMANT
4.90	.193	25.3	.996	5	6	860.1-0490-025A1-MM	★		6.0	.236	82	3.228	81.2	3.197	44	1.732	0.8	.031	20	290	DIN 6537 L
5.00	.197	15.8	.622	3	6	860.1-0500-015A1-MM	★		6.0	.236	66	2.598	65.2	2.567	28	1.102	0.8	.031	20	290	DIN 6537 K
5.00	.197	25.8	1.016	5	6	860.1-0500-025A1-MM	★		6.0	.236	82	3.228	81.2	3.197	44	1.732	0.8	.031	20	290	DIN 6537 L
5.00	.197	40.0	1.575	8	6	860.1-0500-040A1-MM	★		6.0	.236	97	3.819	96.2	3.787	57	2.244	0.8	.031	20	290	COROMANT
5.10	.201	16.1	.634	3	6	860.1-0510-015A1-MM	★		6.0	.236	66	2.598	65.2	2.567	28	1.102	0.8	.031	20	290	DIN 6537 K
5.10	.201	26.3	1.035	5	6	860.1-0510-026A1-MM	★		6.0	.236	82	3.228	81.2	3.197	44	1.732	0.8	.031	20	290	DIN 6537 L
5.16	.203	16.3	.642	3	6	860.1-0516-016A1-MM	★		6.0	.236	66	2.598	65.2	2.567	28	1.102	0.8	.031	20	290	DIN 6537 K
5.20	.205	16.5	.650	3	6	860.1-0520-016A1-MM	★		6.0	.236	66	2.598	65.1	2.563	28	1.102	0.9	.035	20	290	DIN 6537 K

B81 E9 E28 E14

Foret carbure monobloc CoroDrill® 860

Pour les aciers inoxydables

Adduction interne de liquide de coupe

TCHA H8
SIG 140°

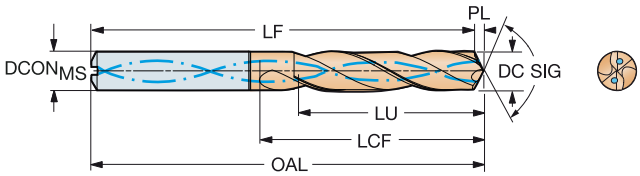

DC	DC"	LU	LU"	ULDR	CZC$_{MS}$	Référence de commande	M 2214	DCON$_{MS}$	DCON$_{MS}$"	OAL	OAL"	LF	LF"	LCF	LCF"	PL	PL"	BAR	PSI	BSG
								Dimensions, mm, pouce												
5.20	.205	26.9	1.059	5	6	860.1-0520-026A1-MM	★	6.0	.236	82	3.228	81.1	3.193	44	1.732	0.9	.035	20	290	DIN 6537 L
5.30	.209	27.4	1.079	5	6	860.1-0530-027A1-MM	★	6.0	.236	82	3.228	81.1	3.193	44	1.732	0.9	.035	20	290	DIN 6537 L
5.50	.217	17.4	.685	3	6	860.1-0550-017A1-MM	★	6.0	.236	66	2.598	65.1	2.563	28	1.102	0.9	.035	20	290	DIN 6537 K
5.50	.217	28.4	1.118	5	6	860.1-0550-028A1-MM	★	6.0	.236	82	3.228	81.1	3.193	44	1.732	0.9	.035	20	290	DIN 6537 L
5.50	.217	44.0	1.732	8	6	860.1-0550-044A1-MM	★	6.0	.236	97	3.819	96.1	3.783	57	2.244	0.9	.035	20	290	COROMANT
5.56	.219	17.6	.693	3	6	860.1-0556-017A1-MM	★	6.0	.236	66	2.598	65.1	2.563	28	1.102	0.9	.035	20	290	DIN 6537 K
5.80	.228	17.6	.693	3	6	860.1-0580-017A1-MM	★	6.0	.236	66	2.598	65.0	2.559	28	1.102	1.0	.039	20	290	DIN 6537 K
5.80	.228	46.0	1.811	7	6	860.1-0580-046A1-MM	★	6.0	.236	97	3.819	96.0	3.780	58	2.283	1.0	.039	20	290	COROMANT
5.90	.232	30.5	1.201	5	6	860.1-0590-030A1-MM	★	6.0	.236	82	3.228	81.0	3.189	44	1.732	1.0	.039	20	290	DIN 6537 L
6.00	.236	19.0	.748	3	6	860.1-0600-018A1-MM	★	6.0	.236	66	2.598	65.0	2.559	28	1.102	1.0	.039	20	290	DIN 6537 K
6.00	.236	31.0	1.220	5	6	860.1-0600-030A1-MM	★	6.0	.236	82	3.228	81.0	3.189	44	1.732	1.0	.039	20	290	DIN 6537 L
6.00	.236	48.0	1.890	8	6	860.1-0600-048A1-MM	★	6.0	.236	97	3.819	96.0	3.780	58	2.283	1.0	.039	20	290	COROMANT
6.10	.240	31.5	1.240	5	8	860.1-0610-031A1-MM	★	8.0	.315	91	3.583	90.0	3.543	53	2.087	1.0	.039	20	290	DIN 6537 L
6.10	.240	49.0	1.929	8	8	860.1-0610-049A1-MM	★	8.0	.315	106	4.173	105.0	4.134	67	2.638	1.0	.039	20	290	COROMANT
6.20	.244	32.0	1.260	5	8	860.1-0620-031A1-MM	★	8.0	.315	91	3.583	90.0	3.543	53	2.087	1.0	.039	20	290	DIN 6537 L
6.20	.244	50.0	1.969	8	8	860.1-0620-050A1-MM	★	8.0	.315	106	4.173	105.0	4.134	67	2.638	1.0	.039	20	290	COROMANT
6.35	.250	20.1	.791	3	8	860.1-0635-019A1-MM	★	8.0	.315	79	3.110	78.0	3.071	34	1.339	1.0	.039	20	290	DIN 6537 K
6.35	.250	32.8	1.291	5	8	860.1-0635-032A1-MM	★	8.0	.315	91	3.583	90.0	3.543	53	2.087	1.0	.039	20	290	DIN 6537 L
6.35	.250	51.0	2.008	8	8	860.1-0635-051A1-MM	★	8.0	.315	106	4.173	105.0	4.134	67	2.638	1.0	.039	20	290	COROMANT
6.50	.256	20.6	.811	3	8	860.1-0650-020A1-MM	★	8.0	.315	79	3.110	77.9	3.067	34	1.339	1.1	.043	20	290	DIN 6537 K
6.50	.256	33.6	1.323	5	8	860.1-0650-033A1-MM	★	8.0	.315	91	3.583	89.9	3.539	53	2.087	1.1	.043	20	290	DIN 6537 L
6.50	.256	52.0	2.047	8	8	860.1-0650-052A1-MM	★	8.0	.315	106	4.173	104.9	4.130	67	2.638	1.1	.043	20	290	COROMANT
6.60	.260	20.9	.823	3	8	860.1-0660-020A1-MM	★	8.0	.315	79	3.110	77.9	3.067	34	1.339	1.1	.043	20	290	DIN 6537 K
6.60	.260	34.1	1.343	5	8	860.1-0660-033A1-MM	★	8.0	.315	91	3.583	89.9	3.539	53	2.087	1.1	.043	20	290	DIN 6537 L
6.70	.264	34.6	1.362	5	8	860.1-0670-034A1-MM	★	8.0	.315	91	3.583	89.9	3.539	53	2.087	1.1	.043	20	290	DIN 6537 L
6.75	.266	21.3	.839	3	8	860.1-0675-020A1-MM	★	8.0	.315	79	3.110	77.9	3.067	34	1.339	1.1	.043	20	290	DIN 6537 K
6.80	.268	21.5	.846	3	8	860.1-0680-020A1-MM	★	8.0	.315	79	3.110	77.9	3.067	34	1.339	1.1	.043	20	290	DIN 6537 K
6.80	.268	35.1	1.382	5	8	860.1-0680-034A1-MM	★	8.0	.315	91	3.583	89.9	3.539	53	2.087	1.1	.043	20	290	DIN 6537 L
6.80	.268	54.0	2.126	7	8	860.1-0680-054A1-MM	★	8.0	.315	106	4.173	104.9	4.130	67	2.638	1.1	.043	20	290	COROMANT
6.90	.272	21.8	.858	3	8	860.1-0690-021A1-MM	★	8.0	.315	79	3.110	77.9	3.067	34	1.339	1.1	.043	20	290	DIN 6537 K
6.90	.272	35.6	1.402	5	8	860.1-0690-035A1-MM	★	8.0	.315	91	3.583	89.9	3.539	53	2.087	1.1	.043	20	290	DIN 6537 L
6.90	.272	55.0	2.165	7	8	860.1-0690-055A1-MM	★	8.0	.315	106	4.173	104.9	4.130	68	2.677	1.1	.043	20	290	COROMANT
7.00	.276	22.1	.870	3	8	860.1-0700-021A1-MM	★	8.0	.315	79	3.110	77.9	3.067	34	1.339	1.1	.043	20	290	DIN 6537 K
7.00	.276	36.1	1.421	5	8	860.1-0700-035A1-MM	★	8.0	.315	91	3.583	89.9	3.539	53	2.087	1.1	.043	20	290	DIN 6537 L
7.00	.276	56.0	2.205	8	8	860.1-0700-056A1-MM	★	8.0	.315	106	4.173	104.9	4.130	68	2.677	1.1	.043	20	290	COROMANT
7.10	.280	57.0	2.244	8	8	860.1-0710-057A1-MM	★	8.0	.315	116	4.567	114.8	4.520	77	3.032	1.2	.047	20	290	COROMANT
7.14	.281	22.6	.890	3	8	860.1-0714-021A1-MM	★	8.0	.315	79	3.110	77.8	3.063	41	1.614	1.2	.047	20	290	DIN 6537 K
7.14	.281	57.0	2.244	7	8	860.1-0714-057A1-MM	★	8.0	.315	116	4.567	114.8	4.520	77	3.032	1.2	.047	20	290	COROMANT
7.40	.291	23.4	.921	3	8	860.1-0740-022A1-MM	★	8.0	.315	79	3.110	77.8	3.063	41	1.614	1.2	.047	20	290	DIN 6537 K
7.50	.295	23.7	.933	3	8	860.1-0750-023A1-MM	★	8.0	.315	79	3.110	77.8	3.063	41	1.614	1.2	.047	20	290	DIN 6537 K
7.50	.295	38.7	1.524	5	8	860.1-0750-038A1-MM	★	8.0	.315	91	3.583	89.8	3.535	53	2.087	1.2	.047	20	290	DIN 6537 L
7.80	.307	24.7	.972	3	8	860.1-0780-023A1-MM	★	8.0	.315	79	3.110	77.7	3.059	41	1.614	1.3	.051	20	290	DIN 6537 K
7.80	.307	40.3	1.587	5	8	860.1-0780-039A1-MM	★	8.0	.315	91	3.583	89.7	3.532	53	2.087	1.3	.051	20	290	DIN 6537 L
7.80	.307	62.0	2.441	7	8	860.1-0780-062A1-MM	★	8.0	.315	116	4.567	114.7	4.516	78	3.071	1.3	.051	20	290	COROMANT
7.94	.313	64.0	2.520	8	8	860.1-0794-064A1-MM	★	8.0	.315	116	4.567	114.7	4.516	78	3.071	1.3	.051	20	290	COROMANT
8.00	.315	25.3	.996	3	8	860.1-0800-024A1-MM	★	8.0	.315	79	3.110	77.7	3.059	41	1.614	1.3	.051	20	290	DIN 6537 K
8.00	.315	41.3	1.626	5	8	860.1-0800-040A1-MM	★	8.0	.315	91	3.583	89.7	3.532	53	2.087	1.3	.051	20	290	DIN 6537 L
8.00	.315	64.0	2.520	8	8	860.1-0800-064A1-MM	★	8.0	.315	116	4.567	114.7	4.516	78	3.071	1.3	.051	20	290	COROMANT
8.10	.319	25.6	1.008	3	10	860.1-0810-024A1-MM	★	10.0	.394	89	3.504	87.7	3.453	47	1.850	1.3	.051	20	290	DIN 6537 K
8.10	.319	65.0	2.559	8	10	860.1-0810-065A1-MM	★	10.0	.394	139	5.472	137.7	5.421	94	3.701	1.3	.051	20	290	COROMANT
8.20	.323	25.9	1.020	3	10	860.1-0820-025A1-MM	★	10.0	.394	89	3.504	87.7	3.453	47	1.850	1.3	.051	20	290	DIN 6537 K

B81 E9 E28 E14

SANDVIK Coromant

FRE

Foret carbure monobloc CoroDrill® 860

Pour les aciers inoxydables

Adduction interne de liquide de coupe

TCHA H8
SIG 140°

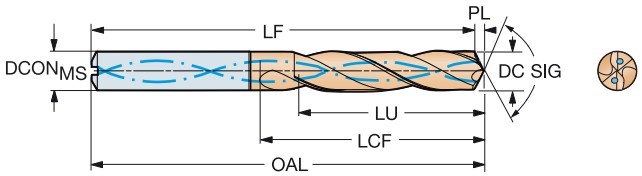

DC	DC"	LU	LU"	ULDR	CZC$_{MS}$	Référence de commande	M	2214	DCON$_{MS}$	DCON$_{MS}$"	OAL	OAL"	LF	LF"	LCF	LCF"	PL	PL"	BAR	PSI	BSG
									Dimensions, mm, pouce												
8.20	.323	42.3	1.665	5	10	860.1-0820-041A1-MM	★		10.0	.394	103	4.055	101.7	4.004	61	2.402	1.3	.051	20	290	DIN 6537 L
8.40	.331	43.4	1.709	5	10	860.1-0840-042A1-MM	★		10.0	.394	103	4.055	101.6	4.000	61	2.402	1.4	.055	20	290	DIN 6537 L
8.50	.335	26.9	1.059	3	10	860.1-0850-026A1-MM	★		10.0	.394	89	3.504	87.6	3.449	47	1.850	1.4	.055	20	290	DIN 6537 K
8.50	.335	43.9	1.728	5	10	860.1-0850-043A1-MM	★		10.0	.394	103	4.055	101.6	4.000	61	2.402	1.4	.055	20	290	DIN 6537 L
8.50	.335	68.0	2.677	8	10	860.1-0850-068A1-MM	★		10.0	.394	139	5.472	137.6	5.417	95	3.740	1.4	.055	20	290	COROMANT
8.60	.339	27.2	1.071	3	10	860.1-0860-026A1-MM	★		10.0	.394	89	3.504	87.6	3.449	47	1.850	1.4	.055	20	290	DIN 6537 K
8.60	.339	44.4	1.748	5	10	860.1-0860-043A1-MM	★		10.0	.394	103	4.055	101.6	4.000	61	2.402	1.4	.055	20	290	DIN 6537 L
8.60	.339	69.0	2.717	8	10	860.1-0860-069A1-MM	★		10.0	.394	139	5.472	137.6	5.417	95	3.740	1.4	.055	20	290	COROMANT
8.70	.343	27.5	1.083	3	10	860.1-0870-026A1-MM	★		10.0	.394	89	3.504	87.6	3.449	47	1.850	1.4	.055	20	290	DIN 6537 K
8.70	.343	44.9	1.768	5	10	860.1-0870-044A1-MM	★		10.0	.394	103	4.055	101.6	4.000	61	2.402	1.4	.055	20	290	DIN 6537 L
8.70	.343	70.0	2.756	8	10	860.1-0870-070A1-MM	★		10.0	.394	139	5.472	137.6	5.417	95	3.740	1.4	.055	20	290	COROMANT
8.80	.346	27.8	1.094	3	10	860.1-0880-026A1-MM	★		10.0	.394	89	3.504	87.6	3.449	47	1.850	1.4	.055	20	290	DIN 6537 K
8.80	.346	70.0	2.756	7	10	860.1-0880-070A1-MM	★		10.0	.394	139	5.472	137.6	5.417	95	3.740	1.4	.055	20	290	COROMANT
9.00	.354	28.5	1.122	3	10	860.1-0900-027A1-MM	★		10.0	.394	89	3.504	87.5	3.445	47	1.850	1.5	.059	20	290	DIN 6537 K
9.00	.354	46.5	1.831	5	10	860.1-0900-045A1-MM	★		10.0	.394	103	4.055	101.5	3.996	61	2.402	1.5	.059	20	290	DIN 6537 L
9.00	.354	72.0	2.835	8	10	860.1-0900-072A1-MM	★		10.0	.394	139	5.472	137.5	5.413	95	3.740	1.5	.059	20	290	COROMANT
9.10	.358	73.0	2.874	8	10	860.1-0910-073A1-MM	★		10.0	.394	139	5.472	137.5	5.413	95	3.740	1.5	.059	20	290	COROMANT
9.30	.366	29.4	1.157	3	10	860.1-0930-028A1-MM	★		10.0	.394	89	3.504	87.5	3.445	47	1.850	1.5	.059	20	290	DIN 6537 K
9.30	.366	48.0	1.890	5	10	860.1-0930-047A1-MM	★		10.0	.394	103	4.055	101.5	3.996	61	2.402	1.5	.059	20	290	DIN 6537 L
9.40	.370	75.0	2.953	7	10	860.1-0940-075A1-MM	★		10.0	.394	139	5.472	137.5	5.413	96	3.780	1.5	.059	20	290	COROMANT
9.50	.374	30.1	1.185	3	10	860.1-0950-029A1-MM	★		10.0	.394	89	3.504	87.4	3.441	47	1.850	1.6	.063	20	290	DIN 6537 K
9.50	.374	48.7	1.917	5	10	860.1-0950-048A1-MM	★		10.0	.394	103	4.055	101.4	3.992	61	2.402	1.6	.063	20	290	DIN 6537 L
9.50	.374	76.0	2.992	8	10	860.1-0950-076A1-MM	★		10.0	.394	139	5.472	137.4	5.409	96	3.780	1.6	.063	20	290	COROMANT
9.53	.375	76.0	2.992	7	10	860.1-0953-076A1-MM	★		10.0	.394	139	5.472	137.4	5.409	96	3.780	1.6	.063	20	290	COROMANT
9.60	.378	30.4	1.197	3	10	860.1-0960-029A1-MM	★		10.0	.394	89	3.504	87.4	3.441	47	1.850	1.6	.063	20	290	DIN 6537 K
9.60	.378	77.0	3.032	8	10	860.1-0960-077A1-MM	★		10.0	.394	139	5.472	137.4	5.409	96	3.780	1.6	.063	20	290	COROMANT
9.80	.386	31.0	1.220	3	10	860.1-0980-029A1-MM	★		10.0	.394	89	3.504	87.4	3.441	47	1.850	1.6	.063	20	290	DIN 6537 K
9.80	.386	48.3	1.902	4	10	860.1-0980-049A1-MM	★		10.0	.394	103	4.055	101.4	3.992	61	2.402	1.6	.063	20	290	DIN 6537 L
10.00	.394	31.6	1.244	3	10	860.1-1000-030A1-MM	★		10.0	.394	89	3.504	87.4	3.441	47	1.850	1.6	.063	20	290	DIN 6537 K
10.00	.394	48.0	1.890	4	10	860.1-1000-050A1-MM	★		10.0	.394	103	4.055	101.4	3.992	61	2.402	1.6	.063	20	290	DIN 6537 L
10.00	.394	80.0	3.150	8	10	860.1-1000-080A1-MM	★		10.0	.394	139	5.472	137.4	5.409	96	3.780	1.6	.063	20	290	COROMANT
10.10	.398	52.2	2.055	5	12	860.1-1010-051A1-MM	★		12.0	.472	118	4.646	116.3	4.579	71	2.795	1.7	.067	20	290	DIN 6537 L
10.20	.402	32.3	1.272	3	12	860.1-1020-031A1-MM	★		12.0	.472	102	4.016	100.3	3.949	55	2.165	1.7	.067	20	290	DIN 6537 K
10.20	.402	52.7	2.075	5	12	860.1-1020-051A1-MM	★		12.0	.472	118	4.646	116.3	4.579	71	2.795	1.7	.067	20	290	DIN 6537 L
10.30	.406	32.6	1.283	3	12	860.1-1030-031A1-MM	★		12.0	.472	102	4.016	100.3	3.949	55	2.165	1.7	.067	20	290	DIN 6537 K
10.30	.406	53.2	2.094	5	12	860.1-1030-052A1-MM	★		12.0	.472	118	4.646	116.3	4.579	71	2.795	1.7	.067	20	290	DIN 6537 L
10.30	.406	82.0	3.228	7	12	860.1-1030-082A1-MM	★		12.0	.472	163	6.417	161.3	6.350	114	4.488	1.7	.067	20	290	COROMANT
10.50	.413	33.2	1.307	3	12	860.1-1050-032A1-MM	★		12.0	.472	102	4.016	100.3	3.949	55	2.165	1.7	.067	20	290	DIN 6537 K
10.50	.413	54.2	2.134	5	12	860.1-1050-053A1-MM	★		12.0	.472	118	4.646	116.3	4.579	71	2.795	1.7	.067	20	290	DIN 6537 L
10.50	.413	84.0	3.307	8	12	860.1-1050-084A1-MM	★		12.0	.472	163	6.417	161.3	6.350	115	4.528	1.7	.067	20	290	COROMANT
10.80	.425	34.2	1.346	3	12	860.1-1080-032A1-MM	★		12.0	.472	102	4.016	100.2	3.945	55	2.165	1.8	.071	20	290	DIN 6537 K
11.00	.433	34.8	1.370	3	12	860.1-1100-033A1-MM	★		12.0	.472	102	4.016	100.2	3.945	55	2.165	1.8	.071	20	290	DIN 6537 K
11.00	.433	56.8	2.236	5	12	860.1-1100-055A1-MM	★		12.0	.472	118	4.646	116.2	4.575	71	2.795	1.8	.071	20	290	DIN 6537 L
11.00	.433	88.0	3.465	8	12	860.1-1100-088A1-MM	★		12.0	.472	163	6.417	161.2	6.346	115	4.528	1.8	.071	20	290	COROMANT
11.10	.437	35.1	1.382	3	12	860.1-1110-033A1-MM	★		12.0	.472	102	4.016	100.2	3.945	55	2.165	1.8	.071	20	290	DIN 6537 K
11.11	.437	89.0	3.504	8	12	860.1-1111-089A1-MM	★		12.0	.472	163	6.417	161.2	6.346	115	4.528	1.8	.071	20	290	COROMANT
11.20	.441	57.6	2.268	5	12	860.1-1120-056A1-MM	★		12.0	.472	118	4.646	116.2	4.575	71	2.795	1.8	.071	20	290	DIN 6537 L
11.50	.453	36.4	1.433	3	12	860.1-1150-035A1-MM	★		12.0	.472	102	4.016	100.1	3.941	55	2.165	1.9	.075	20	290	DIN 6537 K
11.50	.453	57.2	2.252	4	12	860.1-1150-058A1-MM	★		12.0	.472	118	4.646	116.1	4.571	71	2.795	1.9	.075	20	290	DIN 6537 L
11.70	.461	37.0	1.457	3	12	860.1-1170-035A1-MM	★		12.0	.472	102	4.016	100.1	3.941	55	2.165	1.9	.075	20	290	DIN 6537 K

B81 E9 E28 E14

Foret carbure monobloc CoroDrill® 860

Pour les aciers inoxydables

Adduction interne de liquide de coupe

TCHA H8
SIG 140°

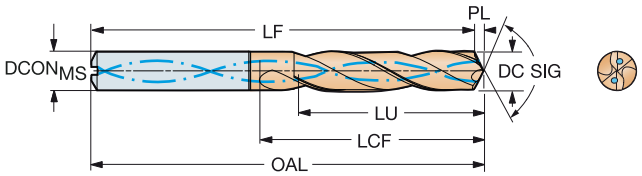

DC	DC"	LU	LU"	ULDR	CZC_{MS}	Référence de commande	M 2214	$DCON_{MS}$	$DCON_{MS}$"	OAL	OAL"	LF	LF"	LCF	LCF"	PL	PL"	BAR	PSI	BSG
								Dimensions, mm, pouce												
11.80	.465	37.3	1.469	3	12	860.1-1180-035A1-MM	★	12.0	.472	102	4.016	100.1	3.941	55	2.165	1.9	.075	20	290	DIN 6537 K
11.80	.465	56.8	2.236	4	12	860.1-1180-059A1-MM	★	12.0	.472	118	4.646	116.1	4.571	71	2.795	1.9	.075	20	290	DIN 6537 L
11.80	.465	94.0	3.701	7	12	860.1-1180-094A1-MM	★	12.0	.472	163	6.417	161.1	6.343	116	4.567	1.9	.075	20	290	COROMANT
12.00	.472	38.0	1.496	3	12	860.1-1200-036A1-MM	★	12.0	.472	102	4.016	100.0	3.937	55	2.165	2.0	.079	20	290	DIN 6537 K
12.00	.472	56.6	2.228	4	12	860.1-1200-060A1-MM	★	12.0	.472	118	4.646	116.0	4.567	71	2.795	2.0	.079	20	290	DIN 6537 L
12.00	.472	96.0	3.780	8	12	860.1-1200-096A1-MM	★	12.0	.472	163	6.417	161.0	6.339	116	4.567	2.0	.079	20	290	COROMANT
12.20	.480	38.6	1.520	3	14	860.1-1220-037A1-MM	★	14.0	.551	107	4.213	105.0	4.134	60	2.362	2.0	.079	20	290	DIN 6537 K
12.50	.492	62.0	2.441	4	14	860.1-1250-063A1-MM	★	14.0	.551	124	4.882	122.0	4.803	77	3.032	2.0	.079	20	290	DIN 6537 L
12.50	.492	100.0	3.937	8	14	860.1-1250-100A1-MM	★	14.0	.551	182	7.165	180.0	7.087	133	5.236	2.0	.079	20	290	COROMANT
12.70	.500	40.2	1.583	3	14	860.1-1270-038A1-MM	★	14.0	.551	107	4.213	104.9	4.130	60	2.362	2.1	.083	20	290	DIN 6537 K
12.70	.500	61.8	2.433	4	14	860.1-1270-064A1-MM	★	14.0	.551	124	4.882	121.9	4.799	77	3.032	2.1	.083	20	290	DIN 6537 L
12.80	.504	40.5	1.594	3	14	860.1-1280-038A1-MM	★	14.0	.551	107	4.213	104.9	4.130	60	2.362	2.1	.083	20	290	DIN 6537 K
13.00	.512	41.1	1.618	3	14	860.1-1300-039A1-MM	★	14.0	.551	107	4.213	104.9	4.130	60	2.362	2.1	.083	20	290	DIN 6537 K
13.00	.512	61.4	2.417	4	14	860.1-1300-065A1-MM	★	14.0	.551	124	4.882	121.9	4.799	77	3.032	2.1	.083	20	290	DIN 6537 L
13.00	.512	104.0	4.094	8	14	860.1-1300-104A1-MM	★	14.0	.551	182	7.165	179.9	7.083	134	5.276	2.1	.083	20	290	COROMANT
13.50	.531	60.8	2.394	4	14	860.1-1350-061A1-MM	★	14.0	.551	124	4.882	121.8	4.795	77	3.032	2.2	.087	20	290	DIN 6537 L
13.50	.531	108.0	4.252	8	14	860.1-1350-108A1-MM	★	14.0	.551	182	7.165	179.8	7.079	134	5.276	2.2	.087	20	290	COROMANT
14.00	.551	44.3	1.744	3	14	860.1-1400-042A1-MM	★	14.0	.551	107	4.213	104.7	4.122	60	2.362	2.3	.091	20	290	DIN 6537 K
14.00	.551	63.0	2.480	4	14	860.1-1400-063A1-MM	★	14.0	.551	124	4.882	121.7	4.791	77	3.032	2.3	.091	20	290	DIN 6537 L
14.00	.551	112.0	4.409	8	14	860.1-1400-112A1-MM	★	14.0	.551	182	7.165	179.7	7.075	134	5.276	2.3	.091	20	290	COROMANT
14.25	.561	68.8	2.709	4	16	860.1-1425-071A1-MM	★	16.0	.630	133	5.236	130.7	5.146	83	3.268	2.3	.091	20	290	DIN 6537 L
14.25	.561	114.0	4.488	8	16	860.1-1425-114A1-MM	★	16.0	.630	204	8.032	201.7	7.941	154	6.063	2.3	.091	20	290	COROMANT
14.50	.571	68.5	2.697	4	16	860.1-1450-073A1-MM	★	16.0	.630	133	5.236	130.6	5.142	83	3.268	2.4	.094	20	290	DIN 6537 L
14.68	.578	68.3	2.689	4	16	860.1-1468-073A1-MM	★	16.0	.630	133	5.236	130.6	5.142	83	3.268	2.4	.094	20	290	DIN 6537 L
15.00	.591	47.5	1.870	3	16	860.1-1500-045A1-MM	★	16.0	.630	115	4.528	112.5	4.429	65	2.559	2.5	.098	20	290	DIN 6537 K
15.00	.591	68.0	2.677	4	16	860.1-1500-068A1-MM	★	16.0	.630	133	5.236	130.5	5.138	83	3.268	2.5	.098	20	290	DIN 6537 L
15.80	.622	126.0	4.961	7	16	860.1-1580-126A1-MM	★	16.0	.630	204	8.032	201.4	7.929	154	6.063	2.6	.102	20	290	COROMANT

B81 E9 E28 E14

CoroDrill® 860

Forets hautes performances optimisés pour l'aluminium

O C

Application

860-NM : Matières non ferreuses comme les alliages d'aluminium, magnésium et alliages à base de cuivre, bronze inclus

Champ d'application ISO :

N

Caractéristiques et avantages

- Conditions de coupe optimisées
- Faible coût au trou
- Meilleure fiabilité des performances
- Évacuation des copeaux exempte de problèmes
- Longue durée de vie, formation contrôlée de l'usure
- Tolérances de trous régulières
- Jusqu'à trois réaffûtages possibles en conservant les caractéristiques d'origine

www.sandvik.coromant.com/corodrill860

Recommandations

Il est recommandé d'utiliser des mandrins hydrauliques de précision.
Il est recommandé d'utiliser l'arrosage par l'intérieur à une pression minimum de 20 bars

Pour les mandrins, voir le catalogue Outils Rotatifs.

E14

Foret carbure monobloc CoroDrill® 860

Aluminium

Adduction interne de liquide de coupe

TCHA H7
SIG 130°

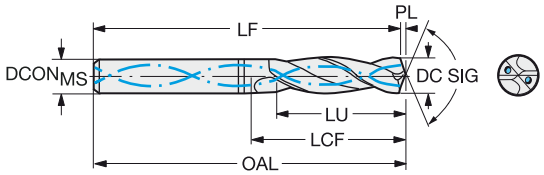

DC	DC"	LU	LU"	ULDR	CZCMS	Référence de commande	N / H10F	DCONMS	DCONMS"	OAL	OAL"	LF	LF"	LCF	LCF"	PL	PL"	BAR	PSI	BSG
								Dimensions, mm, pouce												
3.00	.118	9.4	.370	3	6	860.1-0300-009A1-NM	★	6.0	.236	62	2.441	61.6	2.425	20	.787	0.4	.016	20	290	DIN 6537 K
3.00	.118	24.4	.961	8	6	860.1-0300-024A1-NM	★	6.0	.236	77	3.032	76.6	3.016	36	1.417	0.4	.016	20	290	COROMANT
3.18	.125	10.0	.394	3	6	860.1-0318-010A1-NM	★	6.0	.236	62	2.441	61.6	2.425	20	.787	0.4	.016	20	290	DIN 6537 K
3.18	.125	25.8	1.016	8	6	860.1-0318-025A1-NM	★	6.0	.236	77	3.032	76.6	3.016	36	1.417	0.4	.016	20	290	COROMANT
3.20	.126	10.0	.394	3	6	860.1-0320-010A1-NM	★	6.0	.236	62	2.441	61.6	2.425	20	.787	0.4	.016	20	290	DIN 6537 K
3.20	.126	26.0	1.024	8	6	860.1-0320-026A1-NM	★	6.0	.236	77	3.032	76.6	3.016	36	1.417	0.4	.016	20	290	COROMANT
3.30	.130	10.3	.406	3	6	860.1-0330-010A1-NM	★	6.0	.236	62	2.441	61.6	2.425	20	.787	0.4	.016	20	290	DIN 6537 K
3.30	.130	26.8	1.055	8	6	860.1-0330-026A1-NM	★	6.0	.236	77	3.032	76.6	3.016	36	1.417	0.4	.016	20	290	COROMANT
3.50	.138	28.3	1.114	8	6	860.1-0350-028A1-NM	★	6.0	.236	77	3.032	76.5	3.012	36	1.417	0.5	.020	20	290	COROMANT
3.57	.141	28.1	1.106	7	6	860.1-0357-029A1-NM	★	6.0	.236	77	3.032	76.5	3.012	36	1.417	0.5	.020	20	290	COROMANT
3.70	.146	27.9	1.098	7	6	860.1-0370-030A1-NM	★	6.0	.236	77	3.032	76.5	3.012	36	1.417	0.5	.020	20	290	COROMANT
4.00	.157	12.5	.492	3	6	860.1-0400-012A1-NM	★	6.0	.236	66	2.598	65.5	2.579	24	.945	0.5	.020	20	290	DIN 6537 K
4.00	.157	32.5	1.280	8	6	860.1-0400-032A1-NM	★	6.0	.236	86	3.386	85.5	3.366	47	1.850	0.5	.020	20	290	COROMANT
4.10	.161	33.3	1.311	8	6	860.1-0410-033A1-NM	★	6.0	.236	86	3.386	85.5	3.366	47	1.850	0.5	.020	20	290	COROMANT
4.20	.165	13.2	.520	3	6	860.1-0420-013A1-NM	★	6.0	.236	66	2.598	65.4	2.575	24	.945	0.6	.024	20	290	DIN 6537 K
4.20	.165	34.2	1.346	8	6	860.1-0420-034A1-NM	★	6.0	.236	86	3.386	85.4	3.362	47	1.850	0.6	.024	20	290	COROMANT
4.37	.172	13.7	.539	3	6	860.1-0437-013A1-NM	★	6.0	.236	66	2.598	65.4	2.575	24	.945	0.6	.024	20	290	DIN 6537 K
4.37	.172	35.5	1.398	8	6	860.1-0437-035A1-NM	★	6.0	.236	86	3.386	85.4	3.362	47	1.850	0.6	.024	20	290	COROMANT
4.50	.177	14.1	.555	3	6	860.1-0450-014A1-NM	★	6.0	.236	66	2.598	65.4	2.575	24	.945	0.6	.024	20	290	DIN 6537 K
4.50	.177	36.6	1.441	8	6	860.1-0450-036A1-NM	★	6.0	.236	86	3.386	85.4	3.362	47	1.850	0.6	.024	20	290	COROMANT
4.60	.181	14.4	.567	3	6	860.1-0460-014A1-NM	★	6.0	.236	66	2.598	65.4	2.575	24	.945	0.6	.024	20	290	DIN 6537 K
4.60	.181	37.4	1.472	8	6	860.1-0460-037A1-NM	★	6.0	.236	86	3.386	85.4	3.362	47	1.850	0.6	.024	20	290	COROMANT
4.76	.187	38.7	1.524	8	6	860.1-0476-038A1-NM	★	6.0	.236	99	3.898	98.4	3.874	60	2.362	0.6	.024	20	290	COROMANT
5.00	.197	15.7	.618	3	6	860.1-0500-015A1-NM	★	6.0	.236	66	2.598	65.3	2.571	28	1.102	0.7	.028	20	290	DIN 6537 K
5.00	.197	40.7	1.602	8	6	860.1-0500-040A1-NM	★	6.0	.236	99	3.898	98.3	3.870	60	2.362	0.7	.028	20	290	COROMANT
5.10	.201	16.0	.630	3	6	860.1-0510-015A1-NM	★	6.0	.236	66	2.598	65.3	2.571	28	1.102	0.7	.028	20	290	DIN 6537 K
5.10	.201	41.5	1.634	8	6	860.1-0510-041A1-NM	★	6.0	.236	99	3.898	98.3	3.870	60	2.362	0.7	.028	20	290	COROMANT
5.16	.203	42.0	1.654	8	6	860.1-0516-041A1-NM	★	6.0	.236	99	3.898	98.3	3.870	60	2.362	0.7	.028	20	290	COROMANT
5.20	.205	16.3	.642	3	6	860.1-0520-016A1-NM	★	6.0	.236	66	2.598	65.3	2.571	28	1.102	0.7	.028	20	290	DIN 6537 K
5.20	.205	42.3	1.665	8	6	860.1-0520-042A1-NM	★	6.0	.236	99	3.898	98.3	3.870	60	2.362	0.7	.028	20	290	COROMANT
5.50	.217	17.2	.677	3	6	860.1-0550-017A1-NM	★	6.0	.236	66	2.598	65.3	2.571	28	1.102	0.7	.028	20	290	DIN 6537 K
5.50	.217	44.7	1.760	8	6	860.1-0550-044A1-NM	★	6.0	.236	99	3.898	98.3	3.870	60	2.362	0.7	.028	20	290	COROMANT
5.56	.219	17.4	.685	3	6	860.1-0556-017A1-NM	★	6.0	.236	66	2.598	65.3	2.571	28	1.102	0.7	.028	20	290	DIN 6537 K
5.56	.219	45.2	1.780	8	6	860.1-0556-044A1-NM	★	6.0	.236	99	3.898	98.3	3.870	60	2.362	0.7	.028	20	290	COROMANT
5.80	.228	17.6	.693	3	6	860.1-0580-017A1-NM	★	6.0	.236	66	2.598	65.2	2.567	28	1.102	0.8	.031	20	290	DIN 6537 K
5.80	.228	47.2	1.858	8	6	860.1-0580-046A1-NM	★	6.0	.236	99	3.898	98.2	3.866	60	2.362	0.8	.031	20	290	COROMANT
6.00	.236	18.8	.740	3	6	860.1-0600-018A1-NM	★	6.0	.236	66	2.598	65.2	2.567	28	1.102	0.8	.031	20	290	DIN 6537 K
6.00	.236	48.8	1.921	8	6	860.1-0600-048A1-NM	★	6.0	.236	99	3.898	98.2	3.866	60	2.362	0.8	.031	20	290	COROMANT
6.30	.248	19.7	.776	3	8	860.1-0630-019A1-NM	★	8.0	.315	79	3.110	78.2	3.079	34	1.339	0.8	.031	20	290	DIN 6537 K
6.30	.248	51.2	2.016	8	8	860.1-0630-050A1-NM	★	8.0	.315	121	4.764	120.2	4.732	80	3.150	0.8	.031	20	290	COROMANT
6.35	.250	19.9	.783	3	8	860.1-0635-019A1-NM	★	8.0	.315	79	3.110	78.1	3.075	34	1.339	0.9	.035	20	290	DIN 6537 K
6.35	.250	51.7	2.035	8	8	860.1-0635-051A1-NM	★	8.0	.315	121	4.764	120.1	4.728	80	3.150	0.9	.035	20	290	COROMANT
6.50	.256	20.4	.803	3	8	860.1-0650-020A1-NM	★	8.0	.315	79	3.110	78.1	3.075	34	1.339	0.9	.035	20	290	DIN 6537 K
6.50	.256	52.9	2.083	8	8	860.1-0650-052A1-NM	★	8.0	.315	121	4.764	120.1	4.728	80	3.150	0.9	.035	20	290	COROMANT
6.60	.260	20.7	.815	3	8	860.1-0660-020A1-NM	★	8.0	.315	79	3.110	78.1	3.075	34	1.339	0.9	.035	20	290	DIN 6537 K
6.60	.260	53.7	2.114	8	8	860.1-0660-053A1-NM	★	8.0	.315	121	4.764	120.1	4.728	80	3.150	0.9	.035	20	290	COROMANT
6.75	.266	21.1	.831	3	8	860.1-0675-020A1-NM	★	8.0	.315	79	3.110	78.1	3.075	34	1.339	0.9	.035	20	290	DIN 6537 K
6.75	.266	54.9	2.161	8	8	860.1-0675-054A1-NM	★	8.0	.315	121	4.764	120.1	4.728	80	3.150	0.9	.035	20	290	COROMANT
6.80	.268	21.3	.839	3	8	860.1-0680-020A1-NM	★	8.0	.315	79	3.110	78.1	3.075	34	1.339	0.9	.035	20	290	DIN 6537 K
6.80	.268	55.3	2.177	8	8	860.1-0680-054A1-NM	★	8.0	.315	121	4.764	120.1	4.728	80	3.150	0.9	.035	20	290	COROMANT
7.00	.276	21.9	.862	3	8	860.1-0700-021A1-NM	★	8.0	.315	79	3.110	78.1	3.075	34	1.339	0.9	.035	20	290	DIN 6537 K
7.00	.276	56.9	2.240	8	8	860.1-0700-056A1-NM	★	8.0	.315	121	4.764	120.1	4.728	80	3.150	0.9	.035	20	290	COROMANT

B76 E9 E28 E14

FRE

Foret carbure monobloc CoroDrill® 860

Aluminium

Adduction interne de liquide de coupe

TCHA H7
SIG 130°

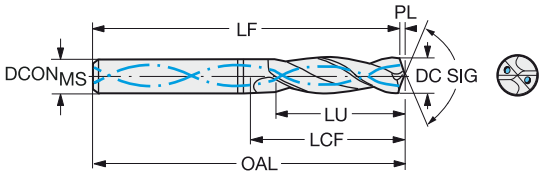

DC	DC"	LU	LU"	ULDR	CZC$_{MS}$	Référence de commande	N	H10F	Dimensions, mm, pouce DCON$_{MS}$	DCON$_{MS}$"	OAL	OAL"	LF	LF"	LCF	LCF"	PL	PL"	BAR	PSI	BSG
7.14	.281	22.4	.882	3	8	860.1-0714-021A1-NM	★		8.0	.315	79	3.110	78.0	3.071	41	1.614	1.0	.039	20	290	DIN 6537 K
7.30	.287	22.9	.902	3	8	860.1-0730-022A1-NM	★		8.0	.315	79	3.110	78.0	3.071	41	1.614	1.0	.039	20	290	DIN 6537 K
7.30	.287	59.4	2.339	8	8	860.1-0730-058A1-NM	★		8.0	.315	121	4.764	120.0	4.724	80	3.150	1.0	.039	20	290	COROMANT
7.40	.291	23.2	.913	3	8	860.1-0740-022A1-NM	★		8.0	.315	79	3.110	78.0	3.071	41	1.614	1.0	.039	20	290	DIN 6537 K
7.40	.291	60.2	2.370	8	8	860.1-0740-059A1-NM	★		8.0	.315	121	4.764	120.0	4.724	80	3.150	1.0	.039	20	290	COROMANT
7.50	.295	23.5	.925	3	8	860.1-0750-023A1-NM	★		8.0	.315	79	3.110	78.0	3.071	41	1.614	1.0	.039	20	290	DIN 6537 K
7.50	.295	61.0	2.402	8	8	860.1-0750-060A1-NM	★		8.0	.315	121	4.764	120.0	4.724	80	3.150	1.0	.039	20	290	COROMANT
7.94	.313	24.9	.980	3	8	860.1-0794-024A1-NM	★		8.0	.315	79	3.110	77.9	3.067	41	1.614	1.1	.043	20	290	DIN 6537 K
7.94	.313	64.6	2.543	8	8	860.1-0794-064A1-NM	★		8.0	.315	121	4.764	119.9	4.720	80	3.150	1.1	.043	20	290	COROMANT
8.00	.315	25.1	.988	3	8	860.1-0800-024A1-NM	★		8.0	.315	79	3.110	77.9	3.067	41	1.614	1.1	.043	20	290	DIN 6537 K
8.00	.315	65.1	2.563	8	8	860.1-0800-064A1-NM	★		8.0	.315	121	4.764	119.9	4.720	80	3.150	1.1	.043	20	290	COROMANT
8.33	.328	26.1	1.028	3	10	860.1-0833-025A1-NM	★		10.0	.394	89	3.504	87.9	3.461	47	1.850	1.1	.043	20	290	DIN 6537 K
8.33	.328	67.8	2.669	8	10	860.1-0833-067A1-NM	★		10.0	.394	145	5.709	143.9	5.665	100	3.937	1.1	.043	20	290	COROMANT
8.50	.335	26.6	1.047	3	10	860.1-0850-026A1-NM	★		10.0	.394	89	3.504	87.9	3.461	47	1.850	1.1	.043	20	290	DIN 6537 K
8.50	.335	69.1	2.720	8	10	860.1-0850-068A1-NM	★		10.0	.394	145	5.709	143.9	5.665	100	3.937	1.1	.043	20	290	COROMANT
8.60	.339	27.0	1.063	3	10	860.1-0860-026A1-NM	★		10.0	.394	89	3.504	87.8	3.457	47	1.850	1.2	.047	20	290	DIN 6537 K
8.60	.339	70.0	2.756	8	10	860.1-0860-069A1-NM	★		10.0	.394	145	5.709	143.8	5.661	100	3.937	1.2	.047	20	290	COROMANT
8.70	.343	70.8	2.787	8	10	860.1-0870-070A1-NM	★		10.0	.394	145	5.709	143.8	5.661	100	3.937	1.2	.047	20	290	COROMANT
8.80	.346	27.6	1.087	3	10	860.1-0880-026A1-NM	★		10.0	.394	89	3.504	87.8	3.457	47	1.850	1.2	.047	20	290	DIN 6537 K
8.80	.346	71.6	2.819	8	10	860.1-0880-070A1-NM	★		10.0	.394	145	5.709	143.8	5.661	100	3.937	1.2	.047	20	290	COROMANT
9.00	.354	28.2	1.110	3	10	860.1-0900-027A1-NM	★		10.0	.394	89	3.504	87.8	3.457	47	1.850	1.2	.047	20	290	DIN 6537 K
9.00	.354	73.2	2.882	8	10	860.1-0900-072A1-NM	★		10.0	.394	145	5.709	143.8	5.661	100	3.937	1.2	.047	20	290	COROMANT
9.13	.359	74.2	2.921	8	10	860.1-0913-073A1-NM	★		10.0	.394	145	5.709	143.8	5.661	100	3.937	1.2	.047	20	290	COROMANT
9.30	.366	29.1	1.146	3	10	860.1-0930-028A1-NM	★		10.0	.394	89	3.504	87.8	3.457	47	1.850	1.2	.047	20	290	DIN 6537 K
9.30	.366	75.6	2.976	8	10	860.1-0930-074A1-NM	★		10.0	.394	145	5.709	143.8	5.661	100	3.937	1.2	.047	20	290	COROMANT
9.50	.374	29.8	1.173	3	10	860.1-0950-029A1-NM	★		10.0	.394	89	3.504	87.7	3.453	47	1.850	1.3	.051	20	290	DIN 6537 K
9.50	.374	77.3	3.043	8	10	860.1-0950-076A1-NM	★		10.0	.394	145	5.709	143.7	5.657	100	3.937	1.3	.051	20	290	COROMANT
9.53	.375	29.9	1.177	3	10	860.1-0953-029A1-NM	★		10.0	.394	89	3.504	87.7	3.453	47	1.850	1.3	.051	20	290	DIN 6537 K
9.53	.375	77.5	3.051	8	10	860.1-0953-076A1-NM	★		10.0	.394	145	5.709	143.7	5.657	100	3.937	1.3	.051	20	290	COROMANT
9.92	.391	80.7	3.177	8	10	860.1-0992-079A1-NM	★		10.0	.394	145	5.709	143.7	5.657	100	3.937	1.3	.051	20	290	COROMANT
10.00	.394	31.3	1.232	3	10	860.1-1000-030A1-NM	★		10.0	.394	89	3.504	87.7	3.453	47	1.850	1.3	.051	20	290	DIN 6537 K
10.00	.394	81.3	3.201	8	10	860.1-1000-080A1-NM	★		10.0	.394	145	5.709	143.7	5.657	100	3.937	1.3	.051	20	290	COROMANT
10.20	.402	32.0	1.260	3	12	860.1-1020-031A1-NM	★		12.0	.472	102	4.016	100.6	3.961	55	2.165	1.4	.055	20	290	DIN 6537 K
10.20	.402	83.0	3.268	8	12	860.1-1020-082A1-NM	★		12.0	.472	171	6.732	169.6	6.677	120	4.724	1.4	.055	20	290	COROMANT
10.30	.406	32.3	1.272	3	12	860.1-1030-031A1-NM	★		12.0	.472	102	4.016	100.6	3.961	55	2.165	1.4	.055	20	290	DIN 6537 K
10.30	.406	83.8	3.299	8	12	860.1-1030-082A1-NM	★		12.0	.472	171	6.732	169.6	6.677	120	4.724	1.4	.055	20	290	COROMANT
10.50	.413	32.9	1.295	3	12	860.1-1050-032A1-NM	★		12.0	.472	102	4.016	100.6	3.961	55	2.165	1.4	.055	20	290	DIN 6537 K
10.50	.413	85.4	3.362	8	12	860.1-1050-084A1-NM	★		12.0	.472	171	6.732	169.6	6.677	120	4.724	1.4	.055	20	290	COROMANT
10.72	.422	33.6	1.323	3	12	860.1-1072-032A1-NM	★		12.0	.472	102	4.016	100.6	3.961	55	2.165	1.4	.055	20	290	DIN 6537 K
10.72	.422	87.2	3.433	8	12	860.1-1072-086A1-NM	★		12.0	.472	171	6.732	169.6	6.677	120	4.724	1.4	.055	20	290	COROMANT
10.80	.425	87.8	3.457	8	12	860.1-1080-086A1-NM	★		12.0	.472	171	6.732	169.6	6.677	120	4.724	1.4	.055	20	290	COROMANT
11.00	.433	34.5	1.358	3	12	860.1-1100-033A1-NM	★		12.0	.472	102	4.016	100.5	3.957	55	2.165	1.5	.059	20	290	DIN 6537 K
11.00	.433	89.5	3.524	8	12	860.1-1100-088A1-NM	★		12.0	.472	171	6.732	169.5	6.673	120	4.724	1.5	.059	20	290	COROMANT
11.10	.437	34.8	1.370	3	12	860.1-1110-033A1-NM	★		12.0	.472	102	4.016	100.5	3.957	55	2.165	1.5	.059	20	290	DIN 6537 K
11.10	.437	90.3	3.555	8	12	860.1-1110-089A1-NM	★		12.0	.472	171	6.732	169.5	6.673	120	4.724	1.5	.059	20	290	COROMANT
11.11	.437	34.8	1.370	3	12	860.1-1111-033A1-NM	★		12.0	.472	102	4.016	100.5	3.957	55	2.165	1.5	.059	20	290	DIN 6537 K
11.20	.441	35.1	1.382	3	12	860.1-1120-034A1-NM	★		12.0	.472	102	4.016	100.5	3.957	55	2.165	1.5	.059	20	290	DIN 6537 K
11.20	.441	91.1	3.587	8	12	860.1-1120-090A1-NM	★		12.0	.472	171	6.732	169.5	6.673	120	4.724	1.5	.059	20	290	COROMANT
11.50	.453	93.5	3.681	8	12	860.1-1150-092A1-NM	★		12.0	.472	171	6.732	169.5	6.673	120	4.724	1.5	.059	20	290	COROMANT
11.80	.465	37.0	1.457	3	12	860.1-1180-035A1-NM	★		12.0	.472	102	4.016	100.4	3.953	55	2.165	1.6	.063	20	290	DIN 6537 K
11.80	.465	96.0	3.780	8	12	860.1-1180-094A1-NM	★		12.0	.472	171	6.732	169.4	6.669	120	4.724	1.6	.063	20	290	COROMANT

B76 E9 E28 E14

Foret carbure monobloc CoroDrill® 860

Aluminium

Adduction interne de liquide de coupe

TCHA H7
SIG 130°

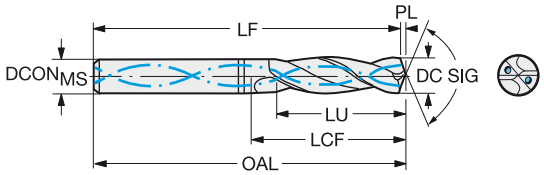

DC	DC"	LU	LU"	ULDR	CZC$_{MS}$	Référence de commande	N / H10F	DCON$_{MS}$	DCON$_{MS}$"	OAL	OAL"	LF	LF"	LCF	LCF"	PL	PL"	BAR	PSI	BSG
								Dimensions, mm, pouce												
12.00	.472	37.6	1.480	3	12	860.1-1200-036A1-NM	★	12.0	.472	102	4.016	100.4	3.953	55	2.165	1.6	.063	20	290	DIN 6537 K
12.00	.472	97.6	3.843	8	12	860.1-1200-096A1-NM	★	12.0	.472	171	6.732	169.4	6.669	120	4.724	1.6	.063	20	290	COROMANT
12.10	.476	37.9	1.492	3	14	860.1-1210-036A1-NM	★	14.0	.551	107	4.213	105.4	4.150	60	2.362	1.6	.063	20	290	DIN 6537 K
12.30	.484	100.1	3.941	8	14	860.1-1230-098A1-NM	★	14.0	.551	190	7.480	188.4	7.417	140	5.512	1.6	.063	20	290	COROMANT
12.50	.492	39.2	1.543	3	14	860.1-1250-038A1-NM	★	14.0	.551	107	4.213	105.3	4.146	60	2.362	1.7	.067	20	290	DIN 6537 K
12.50	.492	101.7	4.004	8	14	860.1-1250-100A1-NM	★	14.0	.551	190	7.480	188.3	7.413	140	5.512	1.7	.067	20	290	COROMANT
12.70	.500	39.8	1.567	3	14	860.1-1270-038A1-NM	★	14.0	.551	107	4.213	105.3	4.146	60	2.362	1.7	.067	20	290	DIN 6537 K
12.70	.500	103.3	4.067	8	14	860.1-1270-102A1-NM	★	14.0	.551	190	7.480	188.3	7.413	140	5.512	1.7	.067	20	290	COROMANT
13.00	.512	40.7	1.602	3	14	860.1-1300-039A1-NM	★	14.0	.551	107	4.213	105.3	4.146	60	2.362	1.7	.067	20	290	DIN 6537 K
13.00	.512	105.7	4.161	8	14	860.1-1300-104A1-NM	★	14.0	.551	190	7.480	188.3	7.413	140	5.512	1.7	.067	20	290	COROMANT
13.10	.516	41.0	1.614	3	14	860.1-1310-039A1-NM	★	14.0	.551	107	4.213	105.2	4.142	60	2.362	1.8	.071	20	290	DIN 6537 K
13.10	.516	106.5	4.193	8	14	860.1-1310-105A1-NM	★	14.0	.551	190	7.480	188.2	7.409	140	5.512	1.8	.071	20	290	COROMANT
13.50	.531	42.3	1.665	3	14	860.1-1350-041A1-NM	★	14.0	.551	107	4.213	105.2	4.142	60	2.362	1.8	.071	20	290	DIN 6537 K
13.50	.531	109.8	4.323	8	14	860.1-1350-108A1-NM	★	14.0	.551	190	7.480	188.2	7.409	140	5.512	1.8	.071	20	290	COROMANT
13.89	.547	43.3	1.705	3	14	860.1-1389-042A1-NM	★	14.0	.551	107	4.213	105.1	4.138	60	2.362	1.9	.075	20	290	DIN 6537 K
14.00	.551	43.9	1.728	3	14	860.1-1400-042A1-NM	★	14.0	.551	107	4.213	105.1	4.138	60	2.362	1.9	.075	20	290	DIN 6537 K
14.00	.551	113.9	4.484	8	14	860.1-1400-112A1-NM	★	14.0	.551	190	7.480	188.1	7.406	140	5.512	1.9	.075	20	290	COROMANT
14.20	.559	44.5	1.752	3	16	860.1-1420-043A1-NM	★	16.0	.630	115	4.528	113.1	4.453	65	2.559	1.9	.075	20	290	DIN 6537 K
14.29	.563	44.8	1.764	3	16	860.1-1429-043A1-NM	★	16.0	.630	115	4.528	113.1	4.453	65	2.559	1.9	.075	20	290	DIN 6537 K
14.50	.571	45.4	1.787	3	16	860.1-1450-044A1-NM	★	16.0	.630	115	4.528	113.1	4.453	65	2.559	1.9	.075	20	290	DIN 6537 K
14.50	.571	117.9	4.642	8	16	860.1-1450-116A1-NM	★	16.0	.630	213	8.386	211.1	8.311	160	6.299	1.9	.075	20	290	COROMANT
14.68	.578	119.4	4.701	8	16	860.1-1468-117A1-NM	★	16.0	.630	213	8.386	211.0	8.307	160	6.299	2.0	.079	20	290	COROMANT
14.75	.581	46.2	1.819	3	16	860.1-1475-044A1-NM	★	16.0	.630	115	4.528	113.0	4.449	65	2.559	2.0	.079	20	290	DIN 6537 K
15.00	.591	47.0	1.850	3	16	860.1-1500-045A1-NM	★	16.0	.630	115	4.528	113.0	4.449	65	2.559	2.0	.079	20	290	DIN 6537 K
15.00	.591	122.0	4.803	8	16	860.1-1500-120A1-NM	★	16.0	.630	213	8.386	211.0	8.307	160	6.299	2.0	.079	20	290	COROMANT
15.50	.610	48.6	1.913	3	16	860.1-1550-047A1-NM	★	16.0	.630	115	4.528	112.9	4.445	65	2.559	2.1	.083	20	290	DIN 6537 K
15.50	.610	126.1	4.965	8	16	860.1-1550-124A1-NM	★	16.0	.630	213	8.386	210.9	8.303	160	6.299	2.1	.083	20	290	COROMANT
16.00	.630	49.0	1.929	3	16	860.1-1600-048A1-NM	★	16.0	.630	115	4.528	112.9	4.445	65	2.559	2.1	.083	20	290	DIN 6537 K
16.00	.630	130.1	5.122	8	16	860.1-1600-128A1-NM	★	16.0	.630	213	8.386	210.9	8.303	160	6.299	2.1	.083	20	290	COROMANT
17.00	.669	53.3	2.098	3	18	860.1-1700-051A1-NM	★	18.0	.709	123	4.843	120.7	4.752	73	2.874	2.3	.091	20	290	DIN 6537 K
17.00	.669	138.3	5.445	8	18	860.1-1700-136A1-NM	★	18.0	.709	234	9.213	231.7	9.122	180	7.087	2.3	.091	20	290	COROMANT
17.50	.689	54.8	2.157	3	18	860.1-1750-053A1-NM	★	18.0	.709	123	4.843	120.7	4.752	73	2.874	2.3	.091	20	290	DIN 6537 K

B76 E9 E28 E14

CoroDrill® 860-SM

Perçage optimisé des alliages à base nickel et titane

O C

Application

- Outils de perçage pour les alliages à base de chrome-cobalt, nickel et titane
- Jusqu'à 5 × diamètre
- Tolérance de trou : H9
- Optimisé pour des applications hautes performances

Champ d'application ISO :

S

Caractéristiques et avantages

- Fiabilité et sécurité des process
- Durée de vie prévisible
- Excellente répétabilité
- Produit accrédité de l'industrie avec service de réaffûtage de grande qualité
- Géométrie exclusive pour ISO S donnant un contrôle des copeaux sûr

www.sandvik.coromant.com/corodrillr860

Recommandations

Attachement stable avec CoroChuck™ 930
Pression d'arrosage 20 bars
Bridage rigide de la pièce

Pour les mandrins, voir le catalogue Outils Rotatifs.

Foret carbure monobloc CoroDrill® 860

Pour les superalliages réfractaires

Adduction interne de liquide de coupe

TCHA H9
SIG 140°

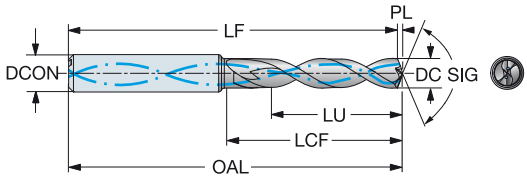

DC	DC"	LU	LU"	ULDR	CZC_{MS}	Référence de commande	S 1210	$DCON_{MS}$	$DCON_{MS}$"	OAL	OAL"	LF	LF"	LCF	LCF"	PL	PL"	BAR	PSI	BSG
								Dimensions, mm, pouce												
3.00	.118	9.5	.374	3	6	860.1-0300-009A1-SM	★	6.0	.236	62	2.441	61.5	2.421	20	.787	0.6	.022	20	290	DIN 6537 K
3.00	.118	15.5	.610	5	6	860.1-0300-015A1-SM	★	6.0	.236	66	2.598	65.5	2.579	28	1.102	0.6	.022	20	290	DIN 6537 L
3.10	.122	9.9	.390	3	6	860.1-0310-009A1-SM	★	6.0	.236	62	2.441	61.5	2.420	20	.787	0.6	.022	20	290	DIN 6537 K
3.17	.125	16.4	.646	5	6	860.1-0317-016A1-SM	★	6.0	.236	66	2.598	65.5	2.578	28	1.102	0.6	.023	20	290	DIN 6537 L
3.18	.125	10.1	.398	3	6	860.1-0318-010A1-SM	★	6.0	.236	62	2.441	61.5	2.420	20	.787	0.6	.023	20	290	DIN 6537 K
3.20	.126	10.2	.402	3	6	860.1-0320-010A1-SM	★	6.0	.236	62	2.441	61.5	2.420	20	.787	0.6	.023	20	290	DIN 6537 K
3.20	.126	16.6	.654	5	6	860.1-0320-016A1-SM	★	6.0	.236	66	2.598	65.5	2.577	28	1.102	0.6	.023	20	290	DIN 6537 L
3.30	.130	10.5	.413	3	6	860.1-0330-010A1-SM	★	6.0	.236	62	2.441	61.5	2.419	20	.787	0.6	.024	20	290	DIN 6537 K
3.30	.130	17.1	.673	5	6	860.1-0330-017A1-SM	★	6.0	.236	66	2.598	65.5	2.577	28	1.102	0.6	.024	20	290	DIN 6537 L
3.40	.134	10.8	.425	3	6	860.1-0340-010A1-SM	★	6.0	.236	62	2.441	61.4	2.419	20	.787	0.6	.024	20	290	DIN 6537 K
3.50	.138	11.1	.437	3	6	860.1-0350-011A1-SM	★	6.0	.236	62	2.441	61.4	2.418	20	.787	0.6	.025	20	290	DIN 6537 K
3.50	.138	18.1	.713	5	6	860.1-0350-018A1-SM	★	6.0	.236	66	2.598	65.4	2.575	28	1.102	0.6	.025	20	290	DIN 6537 L
3.57	.141	11.4	.449	3	6	860.1-0357-011A1-SM	★	6.0	.236	62	2.441	61.4	2.417	20	.787	0.7	.026	20	290	DIN 6537 K
3.60	.142	11.5	.453	3	6	860.1-0360-011A1-SM	★	6.0	.236	62	2.441	61.4	2.417	20	.787	0.7	.026	20	290	DIN 6537 K
3.70	.146	11.8	.465	3	6	860.1-0370-011A1-SM	★	6.0	.236	62	2.441	61.4	2.417	20	.787	0.7	.026	20	290	DIN 6537 K
3.70	.146	19.2	.756	5	6	860.1-0370-019A1-SM	★	6.0	.236	66	2.598	65.4	2.574	28	1.102	0.7	.026	20	290	DIN 6537 L
3.80	.150	11.7	.461	3	6	860.1-0380-011A1-SM	★	6.0	.236	66	2.598	65.4	2.573	20	.787	0.7	.027	20	290	DIN 6537 K
3.90	.154	11.6	.457	2	6	860.1-0390-011A1-SM	★	6.0	.236	66	2.598	65.4	2.573	20	.787	0.7	.028	20	290	DIN 6537 K
3.90	.154	19.6	.772	5	6	860.1-0390-019A1-SM	★	6.0	.236	74	2.913	73.4	2.888	28	1.102	0.7	.028	20	290	DIN 6537 L
4.00	.157	12.7	.500	3	6	860.1-0400-012A1-SM	★	6.0	.236	66	2.598	65.3	2.572	24	.945	0.7	.029	20	290	DIN 6537 K
4.00	.157	20.7	.815	5	6	860.1-0400-020A1-SM	★	6.0	.236	74	2.913	73.3	2.887	36	1.417	0.7	.029	20	290	DIN 6537 L
4.10	.161	13.0	.512	3	6	860.1-0410-013A1-SM	★	6.0	.236	66	2.598	65.3	2.571	24	.945	0.8	.030	20	290	DIN 6537 K
4.15	.163	21.5	.846	5	6	860.1-0415-021A1-SM	★	6.0	.236	74	2.913	73.3	2.886	36	1.417	0.8	.030	20	290	DIN 6537 L
4.20	.165	13.4	.528	3	6	860.1-0420-013A1-SM	★	6.0	.236	66	2.598	65.3	2.571	24	.945	0.8	.030	20	290	DIN 6537 K
4.20	.165	21.8	.858	5	6	860.1-0420-021A1-SM	★	6.0	.236	74	2.913	73.3	2.886	36	1.417	0.8	.030	20	290	DIN 6537 L
4.30	.169	13.7	.539	3	6	860.1-0430-013A1-SM	★	6.0	.236	66	2.598	65.3	2.570	24	.945	0.8	.031	20	290	DIN 6537 K
4.37	.172	13.9	.547	3	6	860.1-0437-013A1-SM	★	6.0	.236	66	2.598	65.3	2.570	24	.945	0.8	.031	20	290	DIN 6537 K
4.40	.173	22.8	.898	5	6	860.1-0440-022A1-SM	★	6.0	.236	74	2.913	73.3	2.884	36	1.417	0.8	.031	20	290	DIN 6537 L
4.50	.177	14.3	.563	3	6	860.1-0450-014A1-SM	★	6.0	.236	66	2.598	65.3	2.569	24	.945	0.8	.032	20	290	DIN 6537 K
4.50	.177	23.3	.917	5	6	860.1-0450-023A1-SM	★	6.0	.236	74	2.913	73.3	2.884	36	1.417	0.8	.032	20	290	DIN 6537 L
4.60	.181	14.6	.575	3	6	860.1-0460-014A1-SM	★	6.0	.236	66	2.598	65.2	2.568	24	.945	0.8	.033	20	290	DIN 6537 K
4.60	.181	23.8	.937	5	6	860.1-0460-023A1-SM	★	6.0	.236	74	2.913	73.2	2.883	36	1.417	0.8	.033	20	290	DIN 6537 L
4.70	.185	15.0	.591	3	6	860.1-0470-014A1-SM	★	6.0	.236	66	2.598	65.2	2.567	24	.945	0.9	.034	20	290	DIN 6537 K
4.70	.185	24.4	.961	5	6	860.1-0470-024A1-SM	★	6.0	.236	74	2.913	73.2	2.882	36	1.417	0.9	.034	20	290	DIN 6537 L
4.76	.187	13.6	.535	2	6	860.1-0476-013A1-SM	★	6.0	.236	66	2.598	65.2	2.567	24	.945	0.9	.034	20	290	DIN 6537 K
4.76	.187	24.7	.972	5	6	860.1-0476-024A1-SM	★	6.0	.236	82	3.228	81.2	3.197	36	1.417	0.9	.034	20	290	DIN 6537 L
4.80	.189	15.3	.602	3	6	860.1-0480-015A1-SM	★	6.0	.236	66	2.598	65.2	2.567	28	1.102	0.9	.034	20	290	DIN 6537 K
4.80	.189	24.9	.980	5	6	860.1-0480-024A1-SM	★	6.0	.236	82	3.228	81.2	3.197	36	1.417	0.9	.034	20	290	DIN 6537 L
4.90	.193	15.6	.614	3	6	860.1-0490-015A1-SM	★	6.0	.236	66	2.598	65.2	2.566	28	1.102	0.9	.035	20	290	DIN 6537 K
4.90	.193	25.4	1.000	5	6	860.1-0490-025A1-SM	★	6.0	.236	82	3.228	81.2	3.196	44	1.732	0.9	.035	20	290	DIN 6537 L
5.00	.197	15.9	.626	3	6	860.1-0500-015A1-SM	★	6.0	.236	66	2.598	65.2	2.565	28	1.102	0.9	.036	20	290	DIN 6537 K
5.00	.197	25.9	1.020	5	6	860.1-0500-025A1-SM	★	6.0	.236	82	3.228	81.2	3.195	44	1.732	0.9	.036	20	290	DIN 6537 L
5.10	.201	16.2	.638	3	6	860.1-0510-016A1-SM	★	6.0	.236	66	2.598	65.2	2.565	28	1.102	0.9	.037	20	290	DIN 6537 K
5.10	.201	26.4	1.039	5	6	860.1-0510-026A1-SM	★	6.0	.236	82	3.228	81.2	3.195	44	1.732	0.9	.037	20	290	DIN 6537 L
5.16	.203	16.4	.646	3	6	860.1-0516-016A1-SM	★	6.0	.236	66	2.598	65.1	2.565	28	1.102	0.9	.037	20	290	DIN 6537 K
5.20	.205	16.5	.650	3	6	860.1-0520-016A1-SM	★	6.0	.236	66	2.598	65.1	2.564	28	1.102	1.0	.037	20	290	DIN 6537 K
5.25	.207	16.7	.657	3	6	860.1-0525-016A1-SM	★	6.0	.236	66	2.598	65.1	2.564	28	1.102	1.0	.038	20	290	DIN 6537 K
5.30	.209	16.9	.665	3	6	860.1-0530-016A1-SM	★	6.0	.236	66	2.598	65.1	2.563	28	1.102	1.0	.038	20	290	DIN 6537 K
5.30	.209	27.5	1.083	5	6	860.1-0530-027A1-SM	★	6.0	.236	82	3.228	81.1	3.193	44	1.732	1.0	.038	20	290	DIN 6537 L
5.40	.213	17.2	.677	3	6	860.1-0540-017A1-SM	★	6.0	.236	66	2.598	65.1	2.563	28	1.102	1.0	.039	20	290	DIN 6537 K
5.50	.217	17.5	.689	3	6	860.1-0550-017A1-SM	★	6.0	.236	66	2.598	65.1	2.562	28	1.102	1.0	.039	20	290	DIN 6537 K
5.50	.217	28.5	1.122	5	6	860.1-0550-028A1-SM	★	6.0	.236	82	3.228	81.1	3.192	44	1.732	1.0	.039	20	290	DIN 6537 L

B76 E9 E28 E14

SANDVIK Coromant

FRE

Foret carbure monobloc CoroDrill® 860

Pour les superalliages réfractaires

Adduction interne de liquide de coupe

TCHA H9
SIG 140°

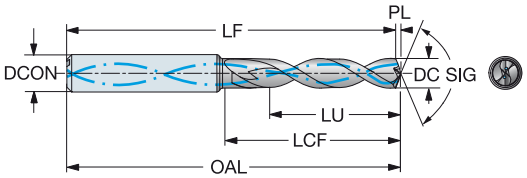

DC	DC"	LU	LU"	ULDR	CZC$_{MS}$	Référence de commande	S 1210	DCON$_{MS}$	DCON$_{MS}$"	OAL	OAL"	LF	LF"	LCF	LCF"	PL	PL"	BAR	PSI	BSG
							Dimensions, mm, pouce													
5.55	.219	17.6	.693	3	6	860.1-0555-017A1-SM	★	6.0	.236	66	2.598	65.1	2.562	28	1.102	1.0	.040	20	290	DIN 6537 K
5.56	.219	17.6	.693	3	6	860.1-0556-017A1-SM	★	6.0	.236	66	2.598	65.1	2.562	28	1.102	1.0	.040	20	290	DIN 6537 K
5.56	.219	28.8	1.134	5	6	860.1-0556-028A1-SM	★	6.0	.236	82	3.228	81.1	3.192	44	1.732	1.0	.040	20	290	DIN 6537 L
5.60	.220	17.6	.693	3	6	860.1-0560-017A1-SM	★	6.0	.236	66	2.598	65.1	2.561	28	1.102	1.0	.040	20	290	DIN 6537 K
5.60	.220	29.0	1.142	5	6	860.1-0560-029A1-SM	★	6.0	.236	82	3.228	81.1	3.191	44	1.732	1.0	.040	20	290	DIN 6537 L
5.70	.224	17.6	.693	3	6	860.1-0570-017A1-SM	★	6.0	.236	66	2.598	65.1	2.561	28	1.102	1.0	.041	20	290	DIN 6537 K
5.70	.224	29.5	1.161	5	6	860.1-0570-029A1-SM	★	6.0	.236	82	3.228	81.1	3.191	44	1.732	1.0	.041	20	290	DIN 6537 L
5.80	.228	17.7	.697	3	6	860.1-0580-017A1-SM	★	6.0	.236	66	2.598	65.0	2.560	28	1.102	1.1	.042	20	290	DIN 6537 K
5.80	.228	30.1	1.185	5	6	860.1-0580-030A1-SM	★	6.0	.236	82	3.228	81.0	3.190	60	2.362	1.1	.042	20	290	DIN 6537 L
5.95	.234	17.7	.697	2	6	860.1-0595-017A1-SM	★	6.0	.236	66	2.598	65.0	2.559	28	1.102	1.1	.043	20	290	DIN 6537 K
6.00	.236	19.1	.752	3	6	860.1-0600-019A1-SM	★	6.0	.236	66	2.598	65.0	2.559	34	1.339	1.1	.043	20	290	DIN 6537 K
6.00	.236	31.1	1.224	5	6	860.1-0600-031A1-SM	★	6.0	.236	82	3.228	81.0	3.189	44	1.732	1.1	.043	20	290	DIN 6537 L
6.10	.240	19.4	.764	3	8	860.1-0610-019A1-SM	★	8.0	.315	79	3.110	78.0	3.070	34	1.339	1.1	.044	20	290	DIN 6537 K
6.10	.240	31.6	1.244	5	8	860.1-0610-031A1-SM	★	8.0	.315	91	3.583	90.0	3.543	53	2.087	1.1	.044	20	290	DIN 6537 L
6.20	.244	19.7	.776	3	8	860.1-0620-019A1-SM	★	8.0	.315	79	3.110	78.0	3.069	34	1.339	1.1	.044	20	290	DIN 6537 K
6.20	.244	32.1	1.264	5	8	860.1-0620-032A1-SM	★	8.0	.315	91	3.583	90.0	3.542	53	2.087	1.1	.044	20	290	DIN 6537 L
6.35	.250	20.2	.795	3	8	860.1-0635-020A1-SM	★	8.0	.315	79	3.110	77.9	3.069	34	1.339	1.2	.046	20	290	DIN 6537 K
6.35	.250	32.9	1.295	5	8	860.1-0635-032A1-SM	★	8.0	.315	91	3.583	89.9	3.541	53	2.087	1.2	.046	20	290	DIN 6537 L
6.40	.252	20.4	.803	3	8	860.1-0640-020A1-SM	★	8.0	.315	79	3.110	77.9	3.068	34	1.339	1.2	.046	20	290	DIN 6537 K
6.40	.252	33.2	1.307	5	8	860.1-0640-033A1-SM	★	8.0	.315	91	3.583	89.9	3.541	53	2.087	1.2	.046	20	290	DIN 6537 L
6.50	.256	20.7	.815	3	8	860.1-0650-020A1-SM	★	8.0	.315	79	3.110	77.9	3.067	34	1.339	1.2	.046	20	290	DIN 6537 K
6.50	.256	33.7	1.327	5	8	860.1-0650-033A1-SM	★	8.0	.315	91	3.583	89.9	3.540	53	2.087	1.2	.046	20	290	DIN 6537 L
6.60	.260	21.0	.827	3	8	860.1-0660-021A1-SM	★	8.0	.315	79	3.110	77.9	3.067	34	1.339	1.2	.047	20	290	DIN 6537 K
6.60	.260	34.2	1.346	5	8	860.1-0660-034A1-SM	★	8.0	.315	91	3.583	89.9	3.539	44	1.732	1.2	.047	20	290	DIN 6537 L
6.70	.264	21.3	.839	3	8	860.1-0670-021A1-SM	★	8.0	.315	79	3.110	77.9	3.066	34	1.339	1.2	.048	20	290	DIN 6537 K
6.70	.264	34.7	1.366	5	8	860.1-0670-034A1-SM	★	8.0	.315	91	3.583	89.9	3.539	53	2.087	1.2	.048	20	290	DIN 6537 L
6.80	.268	21.6	.850	3	8	860.1-0680-021A1-SM	★	8.0	.315	79	3.110	77.9	3.065	34	1.339	1.2	.049	20	290	DIN 6537 K
6.80	.268	35.2	1.386	5	8	860.1-0680-035A1-SM	★	8.0	.315	91	3.583	89.9	3.538	53	2.087	1.2	.049	20	290	DIN 6537 L
6.90	.272	21.6	.850	3	8	860.1-0690-021A1-SM	★	8.0	.315	79	3.110	77.8	3.065	34	1.339	1.3	.050	20	290	DIN 6537 K
6.90	.272	35.8	1.409	5	8	860.1-0690-035A1-SM	★	8.0	.315	91	3.583	89.8	3.537	53	2.087	1.3	.050	20	290	DIN 6537 L
7.00	.276	21.6	.850	3	8	860.1-0700-021A1-SM	★	8.0	.315	79	3.110	77.8	3.064	34	1.339	1.3	.050	20	290	DIN 6537 K
7.00	.276	36.3	1.429	5	8	860.1-0700-036A1-SM	★	8.0	.315	91	3.583	89.8	3.537	53	2.087	1.3	.050	20	290	DIN 6537 L
7.10	.280	22.6	.890	3	8	860.1-0710-022A1-SM	★	8.0	.315	79	3.110	77.8	3.063	41	1.614	1.3	.051	20	290	DIN 6537 K
7.10	.280	36.8	1.449	5	8	860.1-0710-036A1-SM	★	8.0	.315	91	3.583	89.8	3.536	53	2.087	1.3	.051	20	290	DIN 6537 L
7.14	.281	22.7	.894	3	8	860.1-0714-022A1-SM	★	8.0	.315	79	3.110	77.8	3.063	41	1.614	1.3	.051	20	290	DIN 6537 K
7.14	.281	37.0	1.457	5	8	860.1-0714-036A1-SM	★	8.0	.315	91	3.583	89.8	3.535	53	2.087	1.3	.051	20	290	DIN 6537 L
7.20	.283	22.9	.902	3	8	860.1-0720-022A1-SM	★	8.0	.315	79	3.110	77.8	3.063	41	1.614	1.3	.052	20	290	DIN 6537 K
7.20	.283	37.3	1.469	5	8	860.1-0720-037A1-SM	★	8.0	.315	91	3.583	89.8	3.535	53	2.087	1.3	.052	20	290	DIN 6537 L
7.30	.287	23.2	.913	3	8	860.1-0730-023A1-SM	★	8.0	.315	79	3.110	77.8	3.062	41	1.614	1.3	.052	20	290	DIN 6537 K
7.30	.287	37.8	1.488	5	8	860.1-0730-037A1-SM	★	8.0	.315	91	3.583	89.8	3.535	53	2.087	1.3	.052	20	290	DIN 6537 L
7.40	.291	23.5	.925	3	8	860.1-0740-023A1-SM	★	8.0	.315	79	3.110	77.8	3.061	41	1.614	1.4	.053	20	290	DIN 6537 K
7.40	.291	38.3	1.508	5	8	860.1-0740-038A1-SM	★	8.0	.315	91	3.583	89.8	3.534	53	2.087	1.4	.053	20	290	DIN 6537 L
7.50	.295	23.9	.941	3	8	860.1-0750-023A1-SM	★	8.0	.315	79	3.110	77.7	3.061	41	1.614	1.4	.054	20	290	DIN 6537 K
7.50	.295	38.9	1.532	5	8	860.1-0750-038A1-SM	★	8.0	.315	91	3.583	89.7	3.533	53	2.087	1.4	.054	20	290	DIN 6537 L
7.60	.299	24.1	.949	3	8	860.1-0760-023A1-SM	★	8.0	.315	79	3.110	77.7	3.059	41	1.614	1.3	.051	20	290	DIN 6537 K
7.70	.303	24.5	.965	3	8	860.1-0770-024A1-SM	★	8.0	.315	79	3.110	77.7	3.059	41	1.614	1.4	.055	20	290	DIN 6537 K
7.80	.307	24.8	.976	3	8	860.1-0780-024A1-SM	★	8.0	.315	79	3.110	77.7	3.059	41	1.614	1.4	.056	20	290	DIN 6537 K
7.94	.313	25.3	.996	3	8	860.1-0794-025A1-SM	★	8.0	.315	79	3.110	77.7	3.058	41	1.614	1.4	.057	20	290	DIN 6537 K
8.00	.315	25.5	1.004	3	8	860.1-0800-025A1-SM	★	8.0	.315	79	3.110	77.7	3.057	41	1.614	1.5	.057	20	290	DIN 6537 K
8.00	.315	40.9	1.610	5	8	860.1-0800-040A1-SM	★	8.0	.315	91	3.583	89.7	3.530	53	2.087	1.5	.057	20	290	DIN 6537 L
8.10	.319	25.8	1.016	3	10	860.1-0810-025A1-SM	★	10.0	.394	89	3.504	87.6	3.450	47	1.850	1.5	.058	20	290	DIN 6537 K
8.10	.319	42.0	1.654	5	10	860.1-0810-041A1-SM	★	10.0	.394	103	4.055	101.6	4.002	61	2.402	1.5	.058	20	290	DIN 6537 L

B76 E9 E28 E14

Foret carbure monobloc CoroDrill® 860

Pour les superalliages réfractaires

Adduction interne de liquide de coupe

TCHA H9
SIG 140°

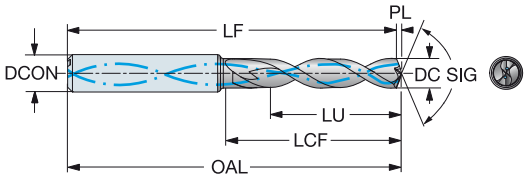

DC	DC"	LU	LU"	ULDR	CZC_{MS}	Référence de commande	S 1210	$DCON_{MS}$	$DCON_{MS}$"	OAL	OAL"	LF	LF"	LCF	LCF"	PL	PL"	BAR	PSI	BSG
								Dimensions, mm, pouce												
8.20	.323	26.1	1.028	3	10	860.1-0820-026A1-SM	★	10.0	.394	89	3.504	87.6	3.450	47	1.850	1.5	.059	20	290	DIN 6537 K
8.30	.327	26.4	1.039	3	10	860.1-0830-026A1-SM	★	10.0	.394	89	3.504	87.6	3.449	47	1.850	1.5	.059	20	290	DIN 6537 K
8.33	.328	26.5	1.043	3	10	860.1-0833-026A1-SM	★	10.0	.394	89	3.504	87.6	3.449	47	1.850	1.5	.060	20	290	DIN 6537 K
8.40	.331	26.7	1.051	3	10	860.1-0840-026A1-SM	★	10.0	.394	89	3.504	87.6	3.448	47	1.850	1.5	.060	20	290	DIN 6537 K
8.40	.331	43.5	1.713	5	10	860.1-0840-043A1-SM	★	10.0	.394	103	4.055	101.6	4.000	61	2.402	1.5	.060	20	290	DIN 6537 L
8.45	.333	26.9	1.059	3	10	860.1-0845-026A1-SM	★	10.0	.394	89	3.504	87.6	3.448	47	1.850	1.5	.061	20	290	DIN 6537 K
8.50	.335	27.0	1.063	3	10	860.1-0850-027A1-SM	★	10.0	.394	89	3.504	87.6	3.448	47	1.850	1.6	.061	20	290	DIN 6537 K
8.50	.335	44.0	1.732	5	10	860.1-0850-044A1-SM	★	10.0	.394	103	4.055	101.6	3.999	53	2.087	1.6	.061	20	290	DIN 6537 L
8.60	.339	27.4	1.079	3	10	860.1-0860-027A1-SM	★	10.0	.394	89	3.504	87.6	3.447	47	1.850	1.6	.062	20	290	DIN 6537 K
8.60	.339	44.6	1.756	5	10	860.1-0860-044A1-SM	★	10.0	.394	103	4.055	101.6	3.998	61	2.402	1.6	.062	20	290	DIN 6537 L
8.65	.341	27.5	1.083	3	10	860.1-0865-027A1-SM	★	10.0	.394	89	3.504	87.6	3.447	47	1.850	1.6	.062	20	290	DIN 6537 K
8.70	.343	27.7	1.091	3	10	860.1-0870-027A1-SM	★	10.0	.394	89	3.504	87.5	3.446	47	1.850	1.6	.062	20	290	DIN 6537 K
8.73	.344	27.8	1.094	3	10	860.1-0873-027A1-SM	★	10.0	.394	89	3.504	87.5	3.446	47	1.850	1.6	.063	20	290	DIN 6537 K
8.73	.344	45.2	1.780	5	10	860.1-0873-045A1-SM	★	10.0	.394	103	4.055	101.5	3.998	61	2.402	1.6	.063	20	290	DIN 6537 L
8.80	.346	28.0	1.102	3	10	860.1-0880-028A1-SM	★	10.0	.394	89	3.504	87.5	3.446	47	1.850	1.6	.063	20	290	DIN 6537 K
8.85	.348	28.2	1.110	3	10	860.1-0885-028A1-SM	★	10.0	.394	89	3.504	87.5	3.446	47	1.850	1.6	.063	20	290	DIN 6537 K
9.00	.354	28.6	1.126	3	10	860.1-0900-028A1-SM	★	10.0	.394	89	3.504	87.5	3.444	47	1.850	1.6	.065	20	290	DIN 6537 K
9.00	.354	46.2	1.819	5	10	860.1-0900-046A1-SM	★	10.0	.394	103	4.055	101.5	3.996	61	2.402	1.6	.065	20	290	DIN 6537 L
9.20	.362	29.3	1.154	3	10	860.1-0920-029A1-SM	★	10.0	.394	89	3.504	87.5	3.443	47	1.850	1.7	.066	20	290	DIN 6537 K
9.30	.366	29.6	1.165	3	10	860.1-0930-029A1-SM	★	10.0	.394	89	3.504	87.4	3.443	47	1.850	1.7	.067	20	290	DIN 6537 K
9.30	.366	46.3	1.823	4	10	860.1-0930-046A1-SM	★	10.0	.394	103	4.055	101.4	3.994	61	2.402	1.7	.067	20	290	DIN 6537 L
9.40	.370	29.9	1.177	3	10	860.1-0940-029A1-SM	★	10.0	.394	89	3.504	87.4	3.442	47	1.850	1.7	.067	20	290	DIN 6537 K
9.50	.374	30.2	1.189	3	10	860.1-0950-030A1-SM	★	10.0	.394	89	3.504	87.4	3.441	47	1.850	1.7	.068	20	290	DIN 6537 K
9.52	.375	30.3	1.193	3	10	860.1-0952-030A1-SM	★	10.0	.394	89	3.504	87.4	3.441	47	1.850	1.7	.068	20	290	DIN 6537 K
9.53	.375	30.3	1.193	3	10	860.1-0953-030A1-SM	★	10.0	.394	89	3.504	87.4	3.441	47	1.850	1.7	.068	20	290	DIN 6537 K
9.60	.378	30.5	1.201	3	10	860.1-0960-030A1-SM	★	10.0	.394	89	3.504	87.4	3.441	47	1.850	1.8	.069	20	290	DIN 6537 K
9.70	.382	30.9	1.217	3	10	860.1-0970-030A1-SM	★	10.0	.394	89	3.504	87.4	3.440	47	1.850	1.8	.070	20	290	DIN 6537 K
9.80	.386	31.2	1.228	3	10	860.1-0980-031A1-SM	★	10.0	.394	89	3.504	87.4	3.439	47	1.850	1.8	.070	20	290	DIN 6537 K
9.80	.386	46.4	1.827	4	10	860.1-0980-046A1-SM	★	10.0	.394	103	4.055	101.4	3.991	61	2.402	1.8	.070	20	290	DIN 6537 L
9.90	.390	46.5	1.831	4	10	860.1-0990-046A1-SM	★	10.0	.394	103	4.055	101.3	3.990	61	2.402	1.8	.071	20	290	DIN 6537 L
9.92	.391	31.6	1.244	3	10	860.1-0992-031A1-SM	★	10.0	.394	89	3.504	87.3	3.439	47	1.850	1.8	.071	20	290	DIN 6537 K
10.00	.394	31.8	1.252	3	10	860.1-1000-031A1-SM	★	10.0	.394	89	3.504	87.3	3.438	47	1.850	1.8	.072	20	290	DIN 6537 K
10.00	.394	46.5	1.831	4	10	860.1-1000-046A1-SM	★	10.0	.394	103	4.055	101.3	3.989	61	2.402	1.8	.072	20	290	DIN 6537 L
10.10	.398	32.1	1.264	3	12	860.1-1010-032A1-SM	★	12.0	.472	102	4.016	100.3	3.949	47	1.850	1.8	.072	20	290	DIN 6537 K
10.20	.402	32.5	1.280	3	12	860.1-1020-032A1-SM	★	12.0	.472	102	4.016	100.3	3.948	55	2.165	1.9	.073	20	290	DIN 6537 K
10.30	.406	32.8	1.291	3	12	860.1-1030-032A1-SM	★	12.0	.472	102	4.016	100.3	3.948	55	2.165	1.9	.074	20	290	DIN 6537 K
10.30	.406	53.4	2.102	5	12	860.1-1030-053A1-SM	★	12.0	.472	118	4.646	116.3	4.578	71	2.795	1.9	.074	20	290	DIN 6537 L
10.32	.406	32.8	1.291	3	12	860.1-1032-032A1-SM	★	12.0	.472	102	4.016	100.3	3.948	55	2.165	1.9	.074	20	290	DIN 6537 K
10.50	.413	33.4	1.315	3	12	860.1-1050-033A1-SM	★	12.0	.472	102	4.016	100.2	3.946	55	2.165	1.9	.075	20	290	DIN 6537 K
10.50	.413	54.2	2.134	5	12	860.1-1050-054A1-SM	★	12.0	.472	118	4.646	116.2	4.576	71	2.795	1.9	.075	20	290	DIN 6537 L
10.80	.425	34.4	1.354	3	12	860.1-1080-034A1-SM	★	12.0	.472	102	4.016	100.2	3.944	55	2.165	2.0	.078	20	290	DIN 6537 K
11.00	.433	35.0	1.378	3	12	860.1-1100-035A1-SM	★	12.0	.472	102	4.016	100.2	3.943	55	2.165	2.0	.079	20	290	DIN 6537 K
11.00	.433	54.2	2.134	4	12	860.1-1100-054A1-SM	★	12.0	.472	118	4.646	116.2	4.573	71	2.795	2.0	.079	20	290	DIN 6537 L
11.11	.437	35.4	1.394	3	12	860.1-1111-035A1-SM	★	12.0	.472	102	4.016	100.1	3.943	55	2.165	2.0	.080	20	290	DIN 6537 K
11.20	.441	35.6	1.402	3	12	860.1-1120-035A1-SM	★	12.0	.472	102	4.016	100.1	3.942	55	2.165	2.0	.080	20	290	DIN 6537 K
11.50	.453	36.6	1.441	3	12	860.1-1150-036A1-SM	★	12.0	.472	102	4.016	100.1	3.940	55	2.165	2.1	.082	20	290	DIN 6537 K
11.80	.465	37.5	1.476	3	12	860.1-1180-037A1-SM	★	12.0	.472	102	4.016	100.0	3.938	55	2.165	2.2	.085	20	290	DIN 6537 K
12.00	.472	38.2	1.504	3	12	860.1-1200-038A1-SM	★	12.0	.472	102	4.016	100.0	3.937	55	2.165	2.2	.086	20	290	DIN 6537 K
12.00	.472	54.3	2.138	4	12	860.1-1200-054A1-SM	★	12.0	.472	118	4.646	116.0	4.567	61	2.402	2.2	.086	20	290	DIN 6537 L

B76 E9 E28 E14

FRE

Foret carbure monobloc CoroDrill® 860

Pour les superalliages réfractaires

Adduction interne de liquide de coupe

TCHA H9
SIG 140°

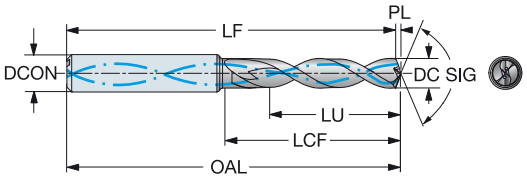

DC	DC"	LU	LU"	ULDR	CZC_{MS}	Référence de commande	S 1210	$DCON_{MS}$	$DCON_{MS}$"	OAL	OAL"	LF	LF"	LCF	LCF"	PL	PL"	BAR	PSI	BSG
								Dimensions, mm, pouce												
12.10	.476	38.5	1.516	3	14	860.1-1210-038A1-SM	★	14.0	.551	107	4.213	105.0	4.133	60	2.362	2.2	.087	20	290	DIN 6537 K
12.20	.480	38.8	1.528	3	14	860.1-1220-038A1-SM	★	14.0	.551	107	4.213	105.0	4.132	55	2.165	2.2	.087	20	290	DIN 6537 K
12.40	.488	39.5	1.555	3	14	860.1-1240-039A1-SM	★	14.0	.551	107	4.213	104.9	4.131	60	2.362	2.3	.089	20	290	DIN 6537 K
12.50	.492	39.8	1.567	3	14	860.1-1250-039A1-SM	★	14.0	.551	107	4.213	104.9	4.130	60	2.362	2.3	.089	20	290	DIN 6537 K
12.70	.500	40.4	1.591	3	14	860.1-1270-040A1-SM	★	14.0	.551	107	4.213	104.9	4.129	60	2.362	2.3	.091	20	290	DIN 6537 K
12.70	.500	57.6	2.268	4	14	860.1-1270-057A1-SM	★	14.0	.551	124	4.882	121.9	4.798	71	2.795	2.3	.091	20	290	DIN 6537 L
12.90	.508	40.6	1.598	3	14	860.1-1290-040A1-SM	★	14.0	.551	107	4.213	104.8	4.128	60	2.362	2.4	.093	20	290	DIN 6537 K
13.00	.512	40.5	1.594	3	14	860.1-1300-040A1-SM	★	14.0	.551	107	4.213	104.8	4.127	60	2.362	2.4	.093	20	290	DIN 6537 K
13.25	.522	40.5	1.594	3	14	860.1-1325-040A1-SM	★	14.0	.551	107	4.213	104.8	4.125	60	2.362	2.4	.095	20	290	DIN 6537 K
13.50	.531	40.6	1.598	3	14	860.1-1350-040A1-SM	★	14.0	.551	107	4.213	104.7	4.124	60	2.362	2.5	.097	20	290	DIN 6537 K
13.70	.539	40.6	1.598	2	14	860.1-1370-040A1-SM	★	14.0	.551	107	4.213	104.7	4.122	60	2.362	2.5	.098	20	290	DIN 6537 K
13.70	.539	57.6	2.268	4	14	860.1-1370-057A1-SM	★	14.0	.551	124	4.882	121.7	4.792	77	3.032	2.5	.098	20	290	DIN 6537 L
13.75	.541	40.6	1.598	2	14	860.1-1375-040A1-SM	★	14.0	.551	107	4.213	104.7	4.122	60	2.362	2.5	.098	20	290	DIN 6537 K
14.00	.551	40.6	1.598	2	14	860.1-1400-040A1-SM	★	14.0	.551	107	4.213	104.7	4.120	60	2.362	2.6	.100	20	290	DIN 6537 K
15.50	.610	43.6	1.717	2	16	860.1-1550-043A1-SM	★	16.0	.630	115	4.528	112.4	4.425	65	2.559	2.8	.111	20	290	DIN 6537 K
15.87	.625	50.5	1.988	3	16	860.1-1587-061A1-SM	★	16.0	.630	133	5.236	130.3	5.132	83	3.268	2.9	.114	20	290	DIN 6537 L

B76 E9 E28 E14

CoroDrill® 861

Forage profond avec grande stabilité jusqu'à 30 x DC

O C

Application

- Tolérances de trous H8-H9
- Profondeurs de perçage : 12–30 × diamètre foret
- Serrage uniquement dans des mandrins de précision
- Grande variété de matières
- Perçage conventionnel, trous sécants, surfaces obliques
- Automobile : vilebrequins, blocs moteurs, culasses
- Pression d'arrosage 20 bars

Champ d'application ISO :

P M K N

Caractéristiques et avantages

- La géométrie de pointe spécialement conçue contribue à réduire les forces de poussée
- La préparation d'arête régulière la protège d'un écaillage prématuré
- La géométrie brevetée à deux décalages offre une plus grande stabilité dans les opérations de perçage
- Les orifices d'arrosage par l'intérieur acheminent le liquide de coupe directement sur la pointe du foret, même à grande profondeur de perçage
- Réaffûtage possible avec restauration des spécifications d'origine – durée de vie d'outil prolongée

www.sandvik.coromant.com/corodrill861

Recommandations

Utilisez CoroDrill 861 avec le mandrin CoroChuck 930 pour profiter de changements d'outils rapides et d'une production efficace

E14

SANDVIK Coromant

FRE

Foret carbure monobloc CoroDrill® 861

Multi-matières

Foret pilote - arrosage par l'intérieur

TCHA H9
SIG 150°

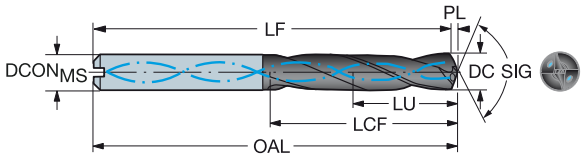

DC	DC"	LU	LU"	ULDR	CZC_{MS}	Référence de commande	P GC34	M GC34	K GC34	N GC34	Dimensions, mm, pouce $DCON_{MS}$	$DCON_{MS}$"	OAL	OAL"	LF	LF"	LCF	LCF"	PL	PL"	BAR	PSI	BSG
3.00	.118	9.4	.370	3	6	861.1-0300-009A1-GP	★	★	★	★	6.0	.236	62	2.441	61.6	2.425	20	.787	0.4	.016	20	290	DIN 6537 K
3.18	.125	9.9	.390	3	6	861.1-0318-010A1-GP	★	★	★	★	6.0	.236	62	2.441	61.6	2.425	20	.787	0.4	.016	20	290	DIN 6537 K
3.30	.130	10.3	.406	3	6	861.1-0330-010A1-GP	★	★	★	★	6.0	.236	62	2.441	61.6	2.425	20	.787	0.4	.016	20	290	DIN 6537 K
3.50	.138	10.9	.429	3	6	861.1-0350-011A1-GP	★	★	★	★	6.0	.236	62	2.441	61.6	2.425	20	.787	0.4	.016	20	290	DIN 6537 K
3.57	.141	11.1	.437	3	6	861.1-0357-011A1-GP	★	★	★	★	6.0	.236	62	2.441	61.6	2.425	20	.787	0.4	.016	20	290	DIN 6537 K
3.80	.150	11.9	.469	3	6	861.1-0380-011A1-GP	★	★	★	★	6.0	.236	66	2.598	65.5	2.579	24	.945	0.5	.020	20	290	DIN 6537 K
3.97	.156	12.4	.488	3	6	861.1-0397-012A1-GP	★	★	★	★	6.0	.236	66	2.598	65.5	2.579	24	.945	0.5	.020	20	290	DIN 6537 K
4.00	.157	12.5	.492	3	6	861.1-0400-012A1-GP	★	★	★	★	6.0	.236	66	2.598	65.5	2.579	24	.945	0.5	.020	20	290	DIN 6537 K
4.20	.165	13.1	.516	3	6	861.1-0420-013A1-GP	★	★	★	★	6.0	.236	66	2.598	65.5	2.579	24	.945	0.5	.020	20	290	DIN 6537 K
4.36	.172	13.6	.535	3	6	861.1-0436-013A1-GP	★	★	★	★	6.0	.236	66	2.598	65.5	2.579	24	.945	0.5	.020	20	290	DIN 6537 K
4.50	.177	14.0	.551	3	6	861.1-0450-014A1-GP	★	★	★	★	6.0	.236	66	2.598	65.5	2.579	24	.945	0.5	.020	20	290	DIN 6537 K
4.76	.187	14.9	.587	3	6	861.1-0476-014A1-GP	★	★	★	★	6.0	.236	66	2.598	65.4	2.575	28	1.102	0.6	.024	20	290	DIN 6537 K
4.80	.189	15.0	.591	3	6	861.1-0480-014A1-GP	★	★	★	★	6.0	.236	66	2.598	65.4	2.575	28	1.102	0.6	.024	20	290	DIN 6537 K
5.00	.197	15.6	.614	3	6	861.1-0500-015A1-GP	★	★	★	★	6.0	.236	66	2.598	65.4	2.575	28	1.102	0.6	.024	20	290	DIN 6537 K
5.16	.203	16.1	.634	3	6	861.1-0516-015A1-GP	★	★	★	★	6.0	.236	66	2.598	65.4	2.575	28	1.102	0.6	.024	20	290	DIN 6537 K
5.50	.217	17.2	.677	3	6	861.1-0550-017A1-GP	★	★	★	★	6.0	.236	66	2.598	65.3	2.571	28	1.102	0.7	.028	20	290	DIN 6537 K
5.56	.219	17.3	.681	3	6	861.1-0556-017A1-GP	★	★	★	★	6.0	.236	66	2.598	65.3	2.571	28	1.102	0.7	.028	20	290	DIN 6537 K
5.80	.228	17.6	.693	3	6	861.1-0580-017A1-GP	★	★	★	★	6.0	.236	66	2.598	65.3	2.571	28	1.102	0.7	.028	20	290	DIN 6537 K
6.00	.236	18.7	.736	3	6	861.1-0600-018A1-GP	★	★	★	★	6.0	.236	66	2.598	65.3	2.571	28	1.102	0.7	.028	20	290	DIN 6537 K
6.35	.250	19.8	.780	3	8	861.1-0635-019A1-GP	★	★	★	★	8.0	.315	79	3.110	78.2	3.079	34	1.339	0.8	.031	20	290	DIN 6537 K
6.50	.256	20.3	.799	3	8	861.1-0650-020A1-GP	★	★	★	★	8.0	.315	79	3.110	78.2	3.079	34	1.339	0.8	.031	20	290	DIN 6537 K
6.75	.266	21.1	.831	3	8	861.1-0675-020A1-GP	★	★	★	★	8.0	.315	79	3.110	78.2	3.079	34	1.339	0.8	.031	20	290	DIN 6537 K
6.80	.268	21.2	.835	3	8	861.1-0680-020A1-GP	★	★	★	★	8.0	.315	79	3.110	78.2	3.079	34	1.339	0.8	.031	20	290	DIN 6537 K
7.00	.276	21.8	.858	3	8	861.1-0700-021A1-GP	★	★	★	★	8.0	.315	79	3.110	78.2	3.079	34	1.339	0.8	.031	20	290	DIN 6537 K
7.14	.281	22.3	.878	3	8	861.1-0714-021A1-GP	★	★	★	★	8.0	.315	79	3.110	78.1	3.075	41	1.614	0.9	.035	20	290	DIN 6537 K
7.50	.295	23.4	.921	3	8	861.1-0750-023A1-GP	★	★	★	★	8.0	.315	79	3.110	78.1	3.075	41	1.614	0.9	.035	20	290	DIN 6537 K
7.94	.313	24.8	.976	3	8	861.1-0794-024A1-GP	★	★	★	★	8.0	.315	79	3.110	78.0	3.071	41	1.614	1.0	.039	20	290	DIN 6537 K
8.00	.315	25.0	.984	3	8	861.1-0800-024A1-GP	★	★	★	★	8.0	.315	79	3.110	78.0	3.071	41	1.614	1.0	.039	20	290	DIN 6537 K
8.50	.335	26.5	1.043	3	10	861.1-0850-026A1-GP	★	★	★	★	10.0	.394	89	3.504	88.0	3.465	47	1.850	1.0	.039	20	290	DIN 6537 K
9.00	.354	28.1	1.106	3	10	861.1-0900-027A1-GP	★	★	★	★	10.0	.394	89	3.504	87.9	3.461	47	1.850	1.1	.043	20	290	DIN 6537 K
9.50	.374	29.6	1.165	3	10	861.1-0950-029A1-GP	★	★	★	★	10.0	.394	89	3.504	87.9	3.461	47	1.850	1.1	.043	20	290	DIN 6537 K
9.53	.375	29.7	1.169	3	10	861.1-0953-029A1-GP	★	★	★	★	10.0	.394	89	3.504	87.9	3.461	47	1.850	1.1	.043	20	290	DIN 6537 K
10.00	.394	31.2	1.228	3	10	861.1-1000-030A1-GP	★	★	★	★	10.0	.394	89	3.504	87.8	3.457	47	1.850	1.2	.047	20	290	DIN 6537 K
10.50	.413	32.8	1.291	3	12	861.1-1050-032A1-GP	★	★	★	★	12.0	.472	102	4.016	100.7	3.965	55	2.165	1.3	.051	20	290	DIN 6537 K
11.00	.433	34.3	1.350	3	12	861.1-1100-033A1-GP	★	★	★	★	12.0	.472	102	4.016	100.7	3.965	55	2.165	1.3	.051	20	290	DIN 6537 K
11.11	.437	34.7	1.366	3	12	861.1-1111-033A1-GP	★	★	★	★	12.0	.472	102	4.016	100.7	3.965	55	2.165	1.3	.051	20	290	DIN 6537 K
11.50	.453	35.9	1.413	3	12	861.1-1150-035A1-GP	★	★	★	★	12.0	.472	102	4.016	100.6	3.961	55	2.165	1.4	.055	20	290	DIN 6537 K
12.00	.472	37.4	1.472	3	12	861.1-1200-036A1-GP	★	★	★	★	12.0	.472	102	4.016	100.6	3.961	55	2.165	1.4	.055	20	290	DIN 6537 K

Conditions de coupe: www.sandvik.coromant.com

E9 E28 E14

Foret carbure monobloc CoroDrill® 861

Multi-matières

Forage profond - arrosage par l'intérieur

TCHA H9
SIG 140°

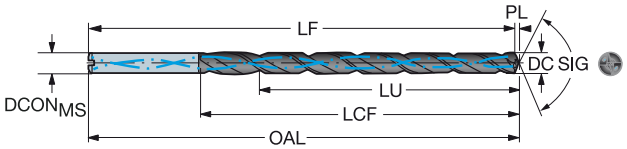

							P	M	K	N	Dimensions, mm, pouce												
DC	DC"	LU	LU"	ULDR	CZC_{MS}	Référence de commande	GC34	GC34	GC34	GC34	$DCON_{MS}$	$DCON_{MS}$"	OAL	OAL"	LF	LF"	LCF	LCF"	PL	PL"	BAR	PSI	BSG
3.00	.118	36.5	1.437	12	6	861.1-0300-036A1-GM	★	★	★	★	6.0	.236	94	3.701	93.5	3.681	52	2.047	0.5	.020	20	290	COROMANT
3.00	.118	45.5	1.791	15	6	861.1-0300-045A1-GM	★	★	★	★	6.0	.236	96	3.780	95.5	3.760	54	2.126	0.5	.020	20	290	COROMANT
3.00	.118	60.5	2.382	20	6	861.1-0300-060A1-GM	★	★	★	★	6.0	.236	111	4.370	110.5	4.350	69	2.717	0.5	.020	20	290	COROMANT
3.00	.118	90.5	3.563	30	6	861.1-0300-090A1-GM	★	★	★	★	6.0	.236	141	5.551	140.5	5.532	99	3.898	0.5	.020	20	290	COROMANT
3.10	.122	37.7	1.484	12	6	861.1-0310-037A1-GM	★	★	★	★	6.0	.236	94	3.701	93.5	3.681	52	2.047	0.5	.020	20	290	COROMANT
3.18	.125	38.6	1.520	12	6	861.1-0318-038A1-GM	★	★	★	★	6.0	.236	94	3.701	93.5	3.681	52	2.047	0.5	.020	20	290	COROMANT
3.18	.125	48.1	1.894	15	6	861.1-0318-048A1-GM	★	★	★	★	6.0	.236	99	3.898	98.6	3.882	57	2.244	0.5	.020	20	290	COROMANT
3.18	.125	64.0	2.520	20	6	861.1-0318-064A1-GM	★	★	★	★	6.0	.236	115	4.528	114.5	4.508	73	2.874	0.5	.020	20	290	COROMANT
3.18	.125	95.8	3.772	30	6	861.1-0318-095A1-GM	★	★	★	★	6.0	.236	147	5.787	146.3	5.760	105	4.134	0.5	.020	20	290	COROMANT
3.20	.126	38.9	1.532	12	6	861.1-0320-038A1-GM	★	★	★	★	6.0	.236	94	3.701	93.5	3.681	52	2.047	0.5	.020	20	290	COROMANT
3.30	.130	40.1	1.579	12	6	861.1-0330-040A1-GM	★	★	★	★	6.0	.236	94	3.701	93.5	3.681	52	2.047	0.5	.020	20	290	COROMANT
3.30	.130	50.0	1.969	15	6	861.1-0330-050A1-GM	★	★	★	★	6.0	.236	101	3.976	100.9	3.972	59	2.323	0.5	.020	20	290	COROMANT
3.30	.130	66.5	2.618	20	6	861.1-0330-066A1-GM	★	★	★	★	6.0	.236	118	4.646	117.4	4.622	76	2.992	0.5	.020	20	290	COROMANT
3.40	.134	41.4	1.630	12	6	861.1-0340-041A1-GM	★	★	★	★	6.0	.236	94	3.701	93.4	3.677	52	2.047	0.6	.024	20	290	COROMANT
3.50	.138	42.6	1.677	12	6	861.1-0350-042A1-GM	★	★	★	★	6.0	.236	94	3.701	93.4	3.677	52	2.047	0.6	.024	20	290	COROMANT
3.50	.138	53.1	2.091	15	6	861.1-0350-053A1-GM	★	★	★	★	6.0	.236	105	4.134	104.4	4.110	63	2.480	0.6	.024	20	290	COROMANT
3.50	.138	70.6	2.780	20	6	861.1-0350-070A1-GM	★	★	★	★	6.0	.236	123	4.843	121.9	4.799	81	3.189	0.6	.024	20	290	COROMANT
3.50	.138	105.6	4.157	30	6	861.1-0350-105A1-GM	★	★	★	★	6.0	.236	158	6.220	156.9	6.177	116	4.567	0.6	.024	20	290	COROMANT
3.57	.141	54.2	2.134	15	6	861.1-0357-054A1-GM	★	★	★	★	6.0	.236	106	4.173	105.7	4.161	64	2.520	0.6	.024	20	290	COROMANT
3.57	.141	72.0	2.835	20	6	861.1-0357-071A1-GM	★	★	★	★	6.0	.236	124	4.882	123.6	4.866	82	3.228	0.6	.024	20	290	COROMANT
3.70	.146	43.9	1.728	11	6	861.1-0370-044A1-GM	★	★	★	★	6.0	.236	94	3.701	93.4	3.677	52	2.047	0.6	.024	20	290	COROMANT
3.80	.150	46.2	1.819	12	6	861.1-0380-046A1-GM	★	★	★	★	6.0	.236	109	4.291	108.4	4.268	67	2.638	0.6	.024	20	290	COROMANT
3.80	.150	57.6	2.268	15	6	861.1-0380-057A1-GM	★	★	★	★	6.0	.236	110	4.331	109.8	4.323	68	2.677	0.6	.024	20	290	COROMANT
3.80	.150	76.6	3.016	20	6	861.1-0380-076A1-GM	★	★	★	★	6.0	.236	129	5.079	128.8	5.071	87	3.425	0.6	.024	20	290	COROMANT
3.97	.156	48.3	1.902	12	6	861.1-0397-048A1-GM	★	★	★	★	6.0	.236	109	4.291	108.3	4.264	67	2.638	0.7	.028	20	290	COROMANT
3.97	.156	60.2	2.370	15	6	861.1-0397-060A1-GM	★	★	★	★	6.0	.236	113	4.449	112.8	4.441	71	2.795	0.7	.028	20	290	COROMANT
3.97	.156	80.0	3.150	20	6	861.1-0397-079A1-GM	★	★	★	★	6.0	.236	133	5.236	132.6	5.220	91	3.583	0.7	.028	20	290	COROMANT
3.97	.156	119.7	4.713	30	6	861.1-0397-119A1-GM	★	★	★	★	6.0	.236	173	6.811	172.3	6.783	131	5.157	0.7	.028	20	290	COROMANT
4.00	.157	48.7	1.917	12	6	861.1-0400-048A1-GM	★	★	★	★	6.0	.236	109	4.291	108.3	4.264	67	2.638	0.7	.028	20	290	COROMANT
4.00	.157	60.7	2.390	15	6	861.1-0400-060A1-GM	★	★	★	★	6.0	.236	114	4.488	113.3	4.461	72	2.835	0.7	.028	20	290	COROMANT
4.00	.157	80.7	3.177	20	6	861.1-0400-080A1-GM	★	★	★	★	6.0	.236	134	5.276	133.3	5.248	92	3.622	0.7	.028	20	290	COROMANT
4.00	.157	120.7	4.752	30	6	861.1-0400-120A1-GM	★	★	★	★	6.0	.236	174	6.850	173.3	6.823	132	5.197	0.7	.028	20	290	COROMANT
4.10	.161	49.9	1.965	12	6	861.1-0410-049A1-GM	★	★	★	★	6.0	.236	109	4.291	108.3	4.264	67	2.638	0.7	.028	20	290	COROMANT
4.20	.165	51.1	2.012	12	6	861.1-0420-050A1-GM	★	★	★	★	6.0	.236	109	4.291	108.3	4.264	67	2.638	0.7	.028	20	290	COROMANT
4.20	.165	63.7	2.508	15	6	861.1-0420-063A1-GM	★	★	★	★	6.0	.236	118	4.646	116.9	4.602	76	2.992	0.7	.028	20	290	COROMANT
4.20	.165	84.7	3.335	20	6	861.1-0420-084A1-GM	★	★	★	★	6.0	.236	139	5.472	137.9	5.429	97	3.819	0.7	.028	20	290	COROMANT
4.30	.169	52.3	2.059	12	6	861.1-0430-052A1-GM	★	★	★	★	6.0	.236	109	4.291	108.3	4.264	67	2.638	0.7	.028	20	290	COROMANT
4.37	.172	53.1	2.091	12	6	861.1-0437-052A1-GM	★	★	★	★	6.0	.236	109	4.291	108.3	4.264	67	2.638	0.7	.028	20	290	COROMANT
4.37	.172	66.2	2.606	15	6	861.1-0437-065A1-GM	★	★	★	★	6.0	.236	121	4.764	119.9	4.720	79	3.110	0.7	.028	20	290	COROMANT
4.37	.172	88.0	3.465	20	6	861.1-0437-087A1-GM	★	★	★	★	6.0	.236	142	5.591	141.7	5.579	100	3.937	0.7	.028	20	290	COROMANT
4.37	.172	131.7	5.185	30	6	861.1-0437-131A1-GM	★	★	★	★	6.0	.236	186	7.323	185.4	7.299	144	5.669	0.7	.028	20	290	COROMANT
4.50	.177	54.7	2.154	12	6	861.1-0450-054A1-GM	★	★	★	★	6.0	.236	109	4.291	108.3	4.264	67	2.638	0.7	.028	20	290	COROMANT
4.50	.177	68.2	2.685	15	6	861.1-0450-068A1-GM	★	★	★	★	6.0	.236	123	4.843	122.3	4.815	81	3.189	0.7	.028	20	290	COROMANT
4.50	.177	90.7	3.571	20	6	861.1-0450-090A1-GM	★	★	★	★	6.0	.236	146	5.748	144.8	5.701	104	4.094	0.7	.028	20	290	COROMANT
4.50	.177	135.7	5.343	30	6	861.1-0450-135A1-GM	★	★	★	★	6.0	.236	191	7.520	189.8	7.472	149	5.866	0.7	.028	20	290	COROMANT
4.60	.181	56.0	2.205	12	6	861.1-0460-055A1-GM	★	★	★	★	6.0	.236	109	4.291	108.2	4.260	67	2.638	0.8	.031	20	290	COROMANT
4.76	.187	57.9	2.280	12	6	861.1-0476-057A1-GM	★	★	★	★	6.0	.236	128	5.039	127.2	5.008	86	3.386	0.8	.031	20	290	COROMANT
4.76	.187	72.2	2.843	15	6	861.1-0476-071A1-GM	★	★	★	★	6.0	.236	128	5.039	126.9	4.996	86	3.386	0.8	.031	20	290	COROMANT
4.76	.187	96.0	3.780	20	6	861.1-0476-095A1-GM	★	★	★	★	6.0	.236	152	5.984	150.7	5.933	110	4.331	0.8	.031	20	290	COROMANT
4.76	.187	143.6	5.654	30	6	861.1-0476-143A1-GM	★	★	★	★	6.0	.236	199	7.835	198.4	7.811	157	6.181	0.8	.031	20	290	COROMANT

B84 E9 E28 E14

FRE

Foret carbure monobloc CoroDrill® 861

Multi-matières

Forage profond - arrosage par l'intérieur

TCHA H9
SIG 140°

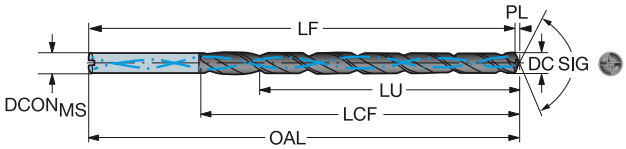

DC	DC"	LU	LU"	ULDR	CZC$_{MS}$	Référence de commande	P GC34	M GC34	K GC34	N GC34	Dimensions, mm, pouce DCON$_{MS}$	DCON$_{MS}$"	OAL	OAL"	LF	LF"	LCF	LCF"	PL	PL"	BAR	PSI	BSG
4.80	.189	58.4	2.299	12	6	861.1-0480-058A1-GM	★	★	★	★	6.0	.236	128	5.039	127.2	5.008	86	3.386	0.8	.031	20	290	COROMANT
4.80	.189	72.8	2.866	15	6	861.1-0480-072A1-GM	★	★	★	★	6.0	.236	128	5.039	127.6	5.024	86	3.386	0.8	.031	20	290	COROMANT
4.80	.189	96.8	3.811	20	6	861.1-0480-096A1-GM	★	★	★	★	6.0	.236	152	5.984	151.6	5.969	110	4.331	0.8	.031	20	290	COROMANT
5.00	.197	60.8	2.394	12	6	861.1-0500-060A1-GM	★	★	★	★	6.0	.236	128	5.039	127.2	5.008	86	3.386	0.8	.031	20	290	COROMANT
5.00	.197	75.8	2.984	15	6	861.1-0500-075A1-GM	★	★	★	★	6.0	.236	132	5.197	131.2	5.165	90	3.543	0.8	.031	20	290	COROMANT
5.00	.197	100.8	3.969	20	6	861.1-0500-100A1-GM	★	★	★	★	6.0	.236	157	6.181	156.2	6.150	115	4.528	0.8	.031	20	290	COROMANT
5.00	.197	150.8	5.937	30	6	861.1-0500-150A1-GM	★	★	★	★	6.0	.236	207	8.150	206.2	8.118	165	6.496	0.8	.031	20	290	COROMANT
5.10	.201	62.0	2.441	12	6	861.1-0510-061A1-GM	★	★	★	★	6.0	.236	128	5.039	127.2	5.008	86	3.386	0.8	.031	20	290	COROMANT
5.16	.203	62.8	2.472	12	6	861.1-0516-062A1-GM	★	★	★	★	6.0	.236	128	5.039	127.2	5.008	86	3.386	0.8	.031	20	290	COROMANT
5.16	.203	78.2	3.079	15	6	861.1-0516-077A1-GM	★	★	★	★	6.0	.236	135	5.315	134.0	5.276	93	3.661	0.8	.031	20	290	COROMANT
5.16	.203	104.0	4.094	20	6	861.1-0516-103A1-GM	★	★	★	★	6.0	.236	161	6.339	159.8	6.291	119	4.685	0.8	.031	20	290	COROMANT
5.16	.203	155.6	6.126	30	6	861.1-0516-155A1-GM	★	★	★	★	6.0	.236	212	8.346	211.4	8.323	170	6.693	0.8	.031	20	290	COROMANT
5.20	.205	63.3	2.492	12	6	861.1-0520-062A1-GM	★	★	★	★	6.0	.236	128	5.039	127.1	5.004	86	3.386	0.9	.035	20	290	COROMANT
5.50	.217	66.9	2.634	12	6	861.1-0550-066A1-GM	★	★	★	★	6.0	.236	128	5.039	127.1	5.004	86	3.386	0.9	.035	20	290	COROMANT
5.50	.217	83.4	3.283	15	6	861.1-0550-083A1-GM	★	★	★	★	6.0	.236	141	5.551	140.1	5.516	99	3.898	0.9	.035	20	290	COROMANT
5.50	.217	110.9	4.366	20	6	861.1-0550-110A1-GM	★	★	★	★	6.0	.236	169	6.654	167.6	6.598	127	5.000	0.9	.035	20	290	COROMANT
5.50	.217	165.9	6.532	30	6	861.1-0550-165A1-GM	★	★	★	★	6.0	.236	224	8.819	222.6	8.764	182	7.165	0.9	.035	20	290	COROMANT
5.56	.219	67.6	2.661	12	6	861.1-0556-067A1-GM	★	★	★	★	6.0	.236	128	5.039	127.1	5.004	86	3.386	0.9	.035	20	290	COROMANT
5.56	.219	84.3	3.319	15	6	861.1-0556-083A1-GM	★	★	★	★	6.0	.236	142	5.591	141.1	5.555	100	3.937	0.9	.035	20	290	COROMANT
5.56	.219	112.0	4.409	20	6	861.1-0556-111A1-GM	★	★	★	★	6.0	.236	170	6.693	168.9	6.650	128	5.039	0.9	.035	20	290	COROMANT
5.80	.228	70.6	2.780	12	6	861.1-0580-070A1-GM	★	★	★	★	6.0	.236	128	5.039	127.0	5.000	86	3.386	1.0	.039	20	290	COROMANT
5.80	.228	88.0	3.465	15	6	861.1-0580-087A1-GM	★	★	★	★	6.0	.236	146	5.748	145.4	5.724	104	4.094	1.0	.039	20	290	COROMANT
5.80	.228	117.0	4.606	20	6	861.1-0580-116A1-GM	★	★	★	★	6.0	.236	175	6.890	174.4	6.866	133	5.236	1.0	.039	20	290	COROMANT
6.00	.236	73.0	2.874	12	6	861.1-0600-072A1-GM	★	★	★	★	6.0	.236	128	5.039	127.0	5.000	86	3.386	1.0	.039	20	290	COROMANT
6.00	.236	91.0	3.583	15	6	861.1-0600-090A1-GM	★	★	★	★	6.0	.236	150	5.906	149.0	5.866	108	4.252	1.0	.039	20	290	COROMANT
6.00	.236	121.0	4.764	20	6	861.1-0600-120A1-GM	★	★	★	★	6.0	.236	180	7.087	179.0	7.047	138	5.433	1.0	.039	20	290	COROMANT
6.00	.236	181.0	7.126	30	6	861.1-0600-180A1-GM	★	★	★	★	6.0	.236	240	9.449	239.0	9.409	198	7.795	1.0	.039	20	290	COROMANT
6.10	.240	74.2	2.921	12	8	861.1-0610-073A1-GM	★	★	★	★	8.0	.315	158	6.220	157.0	6.181	116	4.567	1.0	.039	20	290	COROMANT
6.20	.244	75.4	2.969	12	8	861.1-0620-074A1-GM	★	★	★	★	8.0	.315	158	6.220	157.0	6.181	116	4.567	1.0	.039	20	290	COROMANT
6.30	.248	76.6	3.016	12	8	861.1-0630-076A1-GM	★	★	★	★	8.0	.315	158	6.220	157.0	6.181	116	4.567	1.0	.039	20	290	COROMANT
6.35	.250	77.2	3.039	12	8	861.1-0635-076A1-GM	★	★	★	★	8.0	.315	158	6.220	157.0	6.181	116	4.567	1.0	.039	20	290	COROMANT
6.35	.250	96.3	3.791	15	8	861.1-0635-095A1-GM	★	★	★	★	8.0	.315	156	6.142	155.3	6.114	114	4.488	1.0	.039	20	290	COROMANT
6.35	.250	128.0	5.039	20	8	861.1-0635-127A1-GM	★	★	★	★	8.0	.315	188	7.402	187.0	7.362	146	5.748	1.0	.039	20	290	COROMANT
6.35	.250	191.5	7.539	30	8	861.1-0635-191A1-GM	★	★	★	★	8.0	.315	252	9.921	250.5	9.862	210	8.268	1.0	.039	20	290	COROMANT
6.50	.256	79.1	3.114	12	8	861.1-0650-078A1-GM	★	★	★	★	8.0	.315	158	6.220	156.9	6.177	116	4.567	1.1	.043	20	290	COROMANT
6.50	.256	98.6	3.882	15	8	861.1-0650-098A1-GM	★	★	★	★	8.0	.315	159	6.260	157.9	6.217	117	4.606	1.1	.043	20	290	COROMANT
6.50	.256	131.1	5.161	20	8	861.1-0650-130A1-GM	★	★	★	★	8.0	.315	192	7.559	190.4	7.496	150	5.906	1.1	.043	20	290	COROMANT
6.50	.256	196.1	7.720	30	8	861.1-0650-195A1-GM	★	★	★	★	8.0	.315	257	10.118	255.4	10.055	215	8.465	1.1	.043	20	290	COROMANT
6.60	.260	80.3	3.161	12	8	861.1-0660-079A1-GM	★	★	★	★	8.0	.315	158	6.220	156.9	6.177	116	4.567	1.1	.043	20	290	COROMANT
6.70	.264	81.5	3.209	12	8	861.1-0670-080A1-GM	★	★	★	★	8.0	.315	158	6.220	156.9	6.177	116	4.567	1.1	.043	20	290	COROMANT
6.75	.266	82.1	3.232	12	8	861.1-0675-081A1-GM	★	★	★	★	8.0	.315	158	6.220	156.9	6.177	116	4.567	1.1	.043	20	290	COROMANT
6.75	.266	102.3	4.028	15	8	861.1-0675-101A1-GM	★	★	★	★	8.0	.315	163	6.417	162.3	6.390	121	4.764	1.1	.043	20	290	COROMANT
6.75	.266	136.0	5.354	20	8	861.1-0675-135A1-GM	★	★	★	★	8.0	.315	197	7.756	196.1	7.720	155	6.102	1.1	.043	20	290	COROMANT
6.75	.266	203.5	8.012	30	8	861.1-0675-202A1-GM	★	★	★	★	8.0	.315	265	10.433	263.5	10.374	223	8.780	1.1	.043	20	290	COROMANT
6.80	.268	82.7	3.256	12	8	861.1-0680-082A1-GM	★	★	★	★	8.0	.315	158	6.220	156.9	6.177	116	4.567	1.1	.043	20	290	COROMANT
6.80	.268	103.1	4.059	15	8	861.1-0680-102A1-GM	★	★	★	★	8.0	.315	164	6.457	163.3	6.429	122	4.803	1.1	.043	20	290	COROMANT
6.80	.268	137.1	5.398	20	8	861.1-0680-136A1-GM	★	★	★	★	8.0	.315	198	7.795	197.3	7.768	156	6.142	1.1	.043	20	290	COROMANT
6.90	.272	83.9	3.303	12	8	861.1-0690-083A1-GM	★	★	★	★	8.0	.315	158	6.220	156.9	6.177	116	4.567	1.1	.043	20	290	COROMANT
7.00	.276	85.1	3.350	12	8	861.1-0700-084A1-GM	★	★	★	★	8.0	.315	158	6.220	156.9	6.177	116	4.567	1.1	.043	20	290	COROMANT
7.00	.276	106.1	4.177	15	8	861.1-0700-105A1-GM	★	★	★	★	8.0	.315	168	6.614	166.9	6.571	126	4.961	1.1	.043	20	290	COROMANT
7.00	.276	141.1	5.555	20	8	861.1-0700-140A1-GM	★	★	★	★	8.0	.315	203	7.992	201.9	7.949	161	6.339	1.1	.043	20	290	COROMANT
7.00	.276	211.1	8.311	30	8	861.1-0700-210A1-GM	★	★	★	★	8.0	.315	273	10.748	271.9	10.705	231	9.094	1.1	.043	20	290	COROMANT

B84 E9 E28 E14

Foret carbure monobloc CoroDrill® 861

Multi-matières

Forage profond - arrosage par l'intérieur

TCHA H9
SIG 140°

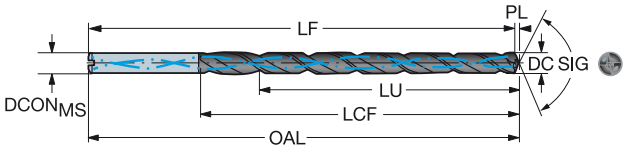

							P	M	K	N	Dimensions, mm, pouce												
DC	DC"	LU	LU"	ULDR	CZC_{MS}	Référence de commande	GC34	GC34	GC34	GC34	$DCON_{MS}$	$DCON_{MS}$"	OAL	OAL"	LF	LF"	LCF	LCF"	PL	PL"	BAR	PSI	BSG
7.14	.281	86.9	3.421	12	8	861.1-0714-086A1-GM	★	★	★	★	8.0	.315	158	6.220	156.8	6.173	116	4.567	1.2	.047	20	290	COROMANT
7.14	.281	108.3	4.264	15	8	861.1-0714-107A1-GM	★	★	★	★	8.0	.315	171	6.732	169.4	6.669	129	5.079	1.2	.047	20	290	COROMANT
7.14	.281	144.1	5.673	20	8	861.1-0714-143A1-GM	★	★	★	★	8.0	.315	206	8.110	205.1	8.075	164	6.457	1.2	.047	20	290	COROMANT
7.14	.281	215.5	8.484	30	8	861.1-0714-214A1-GM	★	★	★	★	8.0	.315	278	10.945	276.6	10.890	236	9.291	1.2	.047	20	290	COROMANT
7.40	.291	90.0	3.543	12	8	861.1-0740-089A1-GM	★	★	★	★	8.0	.315	158	6.220	156.8	6.173	116	4.567	1.2	.047	20	290	COROMANT
7.50	.295	91.2	3.591	12	8	861.1-0750-090A1-GM	★	★	★	★	8.0	.315	158	6.220	156.8	6.173	116	4.567	1.2	.047	20	290	COROMANT
7.50	.295	113.7	4.476	15	8	861.1-0750-113A1-GM	★	★	★	★	8.0	.315	177	6.969	175.8	6.921	135	5.315	1.2	.047	20	290	COROMANT
7.50	.295	151.2	5.953	20	8	861.1-0750-150A1-GM	★	★	★	★	8.0	.315	215	8.465	213.3	8.398	173	6.811	1.2	.047	20	290	COROMANT
7.50	.295	226.2	8.906	30	8	861.1-0750-225A1-GM	★	★	★	★	8.0	.315	290	11.417	288.3	11.350	248	9.764	1.2	.047	20	290	COROMANT
7.60	.299	92.4	3.638	12	8	861.1-0760-091A1-GM	★	★	★	★	8.0	.315	158	6.220	156.8	6.173	116	4.567	1.2	.047	20	290	COROMANT
7.70	.303	93.7	3.689	12	8	861.1-0770-092A1-GM	★	★	★	★	8.0	.315	158	6.220	156.7	6.169	116	4.567	1.3	.051	20	290	COROMANT
7.80	.307	94.9	3.736	12	8	861.1-0780-094A1-GM	★	★	★	★	8.0	.315	158	6.220	156.7	6.169	116	4.567	1.3	.051	20	290	COROMANT
7.94	.313	96.6	3.803	12	8	861.1-0794-095A1-GM	★	★	★	★	8.0	.315	158	6.220	156.7	6.169	116	4.567	1.3	.051	20	290	COROMANT
7.94	.313	120.4	4.740	15	8	861.1-0794-119A1-GM	★	★	★	★	8.0	.315	185	7.283	183.6	7.228	143	5.630	1.3	.051	20	290	COROMANT
7.94	.313	160.1	6.303	20	8	861.1-0794-159A1-GM	★	★	★	★	8.0	.315	225	8.858	223.3	8.791	183	7.205	1.3	.051	20	290	COROMANT
7.94	.313	239.4	9.425	30	8	861.1-0794-238A1-GM	★	★	★	★	8.0	.315	304	11.969	302.7	11.917	262	10.315	1.3	.051	20	290	COROMANT
8.00	.315	97.3	3.831	12	8	861.1-0800-096A1-GM	★	★	★	★	8.0	.315	158	6.220	156.7	6.169	116	4.567	1.3	.051	20	290	COROMANT
8.00	.315	121.3	4.776	15	8	861.1-0800-120A1-GM	★	★	★	★	8.0	.315	186	7.323	184.7	7.272	144	5.669	1.3	.051	20	290	COROMANT
8.00	.315	161.3	6.350	20	8	861.1-0800-160A1-GM	★	★	★	★	8.0	.315	226	8.898	224.7	8.846	184	7.244	1.3	.051	20	290	COROMANT
8.00	.315	241.3	9.500	30	8	861.1-0800-240A1-GM	★	★	★	★	8.0	.315	306	12.047	304.7	11.996	264	10.394	1.3	.051	20	290	COROMANT
8.10	.319	98.5	3.878	12	10	861.1-0810-097A1-GM	★	★	★	★	10.0	.394	192	7.559	190.7	7.508	146	5.748	1.3	.051	20	290	COROMANT
8.20	.323	99.7	3.925	12	10	861.1-0820-098A1-GM	★	★	★	★	10.0	.394	192	7.559	190.7	7.508	146	5.748	1.3	.051	20	290	COROMANT
8.33	.328	101.4	3.992	12	10	861.1-0833-100A1-GM	★	★	★	★	10.0	.394	192	7.559	190.6	7.504	146	5.748	1.4	.055	20	290	COROMANT
8.40	.331	102.2	4.024	12	10	861.1-0840-101A1-GM	★	★	★	★	10.0	.394	192	7.559	190.6	7.504	146	5.748	1.4	.055	20	290	COROMANT
8.50	.335	103.4	4.071	12	10	861.1-0850-102A1-GM	★	★	★	★	10.0	.394	192	7.559	190.6	7.504	146	5.748	1.4	.055	20	290	COROMANT
8.50	.335	128.9	5.075	15	10	861.1-0850-128A1-GM	★	★	★	★	10.0	.394	199	7.835	197.6	7.780	153	6.024	1.4	.055	20	290	COROMANT
8.50	.335	171.4	6.748	20	10	861.1-0850-170A1-GM	★	★	★	★	10.0	.394	242	9.528	240.1	9.453	196	7.717	1.4	.055	20	290	COROMANT
8.60	.339	104.6	4.118	12	10	861.1-0860-103A1-GM	★	★	★	★	10.0	.394	192	7.559	190.6	7.504	146	5.748	1.4	.055	20	290	COROMANT
8.70	.343	105.8	4.165	12	10	861.1-0870-104A1-GM	★	★	★	★	10.0	.394	192	7.559	190.6	7.504	146	5.748	1.4	.055	20	290	COROMANT
8.73	.344	106.2	4.181	12	10	861.1-0873-105A1-GM	★	★	★	★	10.0	.394	192	7.559	190.6	7.504	146	5.748	1.4	.055	20	290	COROMANT
8.80	.346	107.0	4.213	12	10	861.1-0880-106A1-GM	★	★	★	★	10.0	.394	192	7.559	190.6	7.504	146	5.748	1.4	.055	20	290	COROMANT
9.00	.354	109.5	4.311	12	10	861.1-0900-108A1-GM	★	★	★	★	10.0	.394	192	7.559	190.5	7.500	146	5.748	1.5	.059	20	290	COROMANT
9.00	.354	136.5	5.374	15	10	861.1-0900-135A1-GM	★	★	★	★	10.0	.394	208	8.189	206.5	8.130	162	6.378	1.5	.059	20	290	COROMANT
9.00	.354	181.5	7.146	20	10	861.1-0900-180A1-GM	★	★	★	★	10.0	.394	253	9.961	251.5	9.902	207	8.150	1.5	.059	20	290	COROMANT
9.13	.359	111.0	4.370	12	10	861.1-0913-110A1-GM	★	★	★	★	10.0	.394	192	7.559	190.5	7.500	146	5.748	1.5	.059	20	290	COROMANT
9.30	.366	113.1	4.453	12	10	861.1-0930-112A1-GM	★	★	★	★	10.0	.394	192	7.559	190.5	7.500	146	5.748	1.5	.059	20	290	COROMANT
9.50	.374	115.6	4.551	12	10	861.1-0950-114A1-GM	★	★	★	★	10.0	.394	192	7.559	190.4	7.496	146	5.748	1.6	.063	20	290	COROMANT
9.50	.374	144.1	5.673	15	10	861.1-0950-143A1-GM	★	★	★	★	10.0	.394	217	8.543	215.4	8.480	171	6.732	1.6	.063	20	290	COROMANT
9.50	.374	191.6	7.543	20	10	861.1-0950-190A1-GM	★	★	★	★	10.0	.394	265	10.433	262.9	10.350	219	8.622	1.6	.063	20	290	COROMANT
9.53	.375	115.9	4.563	12	10	861.1-0953-114A1-GM	★	★	★	★	10.0	.394	192	7.559	190.4	7.496	146	5.748	1.6	.063	20	290	COROMANT
9.53	.375	144.4	5.685	15	10	861.1-0953-143A1-GM	★	★	★	★	10.0	.394	217	8.543	215.9	8.500	171	6.732	1.6	.063	20	290	COROMANT
9.53	.375	192.1	7.563	20	10	861.1-0953-191A1-GM	★	★	★	★	10.0	.394	265	10.433	263.5	10.374	219	8.622	1.6	.063	20	290	COROMANT
9.80	.386	119.2	4.693	12	10	861.1-0980-118A1-GM	★	★	★	★	10.0	.394	192	7.559	190.4	7.496	146	5.748	1.6	.063	20	290	COROMANT
9.92	.391	120.7	4.752	12	10	861.1-0992-119A1-GM	★	★	★	★	10.0	.394	192	7.559	190.4	7.496	146	5.748	1.6	.063	20	290	COROMANT
10.00	.394	121.6	4.787	12	10	861.1-1000-120A1-GM	★	★	★	★	10.0	.394	192	7.559	190.4	7.496	146	5.748	1.6	.063	20	290	COROMANT
10.00	.394	151.6	5.969	15	10	861.1-1000-150A1-GM	★	★	★	★	10.0	.394	226	8.898	224.4	8.835	180	7.087	1.6	.063	20	290	COROMANT
10.00	.394	201.6	7.937	20	10	861.1-1000-200A1-GM	★	★	★	★	10.0	.394	276	10.866	274.4	10.803	230	9.055	1.6	.063	20	290	COROMANT
10.20	.402	124.1	4.886	12	12	861.1-1020-122A1-GM	★	★	★	★	12.0	.472	228	8.976	226.3	8.909	176	6.929	1.7	.067	20	290	COROMANT
10.30	.406	125.3	4.933	12	12	861.1-1030-124A1-GM	★	★	★	★	12.0	.472	228	8.976	226.3	8.909	176	6.929	1.7	.067	20	290	COROMANT
10.32	.406	125.5	4.941	12	12	861.1-1032-124A1-GM	★	★	★	★	12.0	.472	228	8.976	226.3	8.909	176	6.929	1.7	.067	20	290	COROMANT
10.40	.409	126.5	4.980	12	12	861.1-1040-125A1-GM	★	★	★	★	12.0	.472	228	8.976	226.3	8.909	176	6.929	1.7	.067	20	290	COROMANT

B84 E9 E28 E14

FRE

Foret carbure monobloc CoroDrill® 861

Multi-matières

Forage profond - arrosage par l'intérieur

TCHA H9
SIG 140°

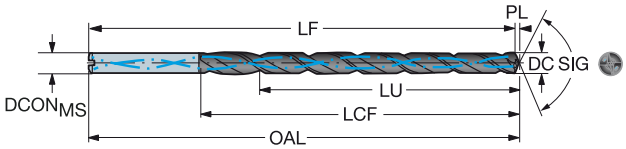

DC	DC"	LU	LU"	ULDR	CZC$_{MS}$	Référence de commande	P GC34	M GC34	K GC34	N GC34	Dimensions, mm, pouce DCON$_{MS}$	DCON$_{MS}$"	OAL	OAL"	LF	LF"	LCF	LCF"	PL	PL"	BAR	PSI	BSG
10.50	.413	127.7	5.028	12	12	861.1-1050-126A1-GM	★	★	★	★	12.0	.472	228	8.976	226.3	8.909	176	6.929	1.7	.067	20	290	COROMANT
10.50	.413	159.2	6.268	15	12	861.1-1050-158A1-GM	★	★	★	★	12.0	.472	240	9.449	238.3	9.382	189	7.441	1.7	.067	20	290	COROMANT
10.50	.413	211.7	8.335	20	12	861.1-1050-210A1-GM	★	★	★	★	12.0	.472	293	11.535	290.8	11.449	242	9.528	1.7	.067	20	290	COROMANT
10.72	.422	130.3	5.130	12	12	861.1-1072-129A1-GM	★	★	★	★	12.0	.472	228	8.976	226.2	8.906	176	6.929	1.8	.071	20	290	COROMANT
11.00	.433	133.8	5.268	12	12	861.1-1100-132A1-GM	★	★	★	★	12.0	.472	228	8.976	226.2	8.906	176	6.929	1.8	.071	20	290	COROMANT
11.00	.433	166.8	6.567	15	12	861.1-1100-165A1-GM	★	★	★	★	12.0	.472	249	9.803	247.2	9.732	198	7.795	1.8	.071	20	290	COROMANT
11.00	.433	221.8	8.732	20	12	861.1-1100-220A1-GM	★	★	★	★	12.0	.472	304	11.969	302.2	11.898	253	9.961	1.8	.071	20	290	COROMANT
11.11	.437	135.2	5.323	12	12	861.1-1111-133A1-GM	★	★	★	★	12.0	.472	228	8.976	226.2	8.906	176	6.929	1.8	.071	20	290	COROMANT
11.11	.437	168.5	6.634	15	12	861.1-1111-167A1-GM	★	★	★	★	12.0	.472	251	9.882	249.2	9.811	200	7.874	1.8	.071	20	290	COROMANT
11.11	.437	224.1	8.823	20	12	861.1-1111-222A1-GM	★	★	★	★	12.0	.472	307	12.087	304.8	12.000	256	10.079	1.8	.071	20	290	COROMANT
11.20	.441	136.2	5.362	12	12	861.1-1120-134A1-GM	★	★	★	★	12.0	.472	228	8.976	226.2	8.906	176	6.929	1.8	.071	20	290	COROMANT
11.50	.453	139.9	5.508	12	12	861.1-1150-138A1-GM	★	★	★	★	12.0	.472	228	8.976	226.1	8.902	176	6.929	1.9	.075	20	290	COROMANT
11.50	.453	174.4	6.866	15	12	861.1-1150-173A1-GM	★	★	★	★	12.0	.472	258	10.158	256.1	10.083	207	8.150	1.9	.075	20	290	COROMANT
11.50	.453	231.9	9.130	20	12	861.1-1150-230A1-GM	★	★	★	★	12.0	.472	316	12.441	313.6	12.347	265	10.433	1.9	.075	20	290	COROMANT
11.80	.465	143.5	5.650	12	12	861.1-1180-142A1-GM	★	★	★	★	12.0	.472	228	8.976	226.1	8.902	176	6.929	1.9	.075	20	290	COROMANT
12.00	.472	146.0	5.748	12	12	861.1-1200-144A1-GM	★	★	★	★	12.0	.472	228	8.976	226.0	8.898	176	6.929	2.0	.079	20	290	COROMANT
12.00	.472	182.0	7.165	15	12	861.1-1200-180A1-GM	★	★	★	★	12.0	.472	267	10.512	265.0	10.433	216	8.504	2.0	.079	20	290	COROMANT
12.00	.472	242.0	9.528	20	12	861.1-1200-240A1-GM	★	★	★	★	12.0	.472	327	12.874	325.0	12.795	276	10.866	2.0	.079	20	290	COROMANT
12.30	.484	149.7	5.894	12	14	861.1-1230-148A1-GM	★	★	★	★	14.0	.551	258	10.158	256.0	10.079	207	8.150	2.0	.079	20	290	COROMANT
12.50	.492	152.0	5.984	12	14	861.1-1250-150A1-GM	★	★	★	★	14.0	.551	258	10.158	256.0	10.079	207	8.150	2.0	.079	20	290	COROMANT
12.70	.500	154.5	6.083	12	14	861.1-1270-152A1-GM	★	★	★	★	14.0	.551	258	10.158	255.9	10.075	207	8.150	2.1	.083	20	290	COROMANT
13.00	.512	158.1	6.224	12	14	861.1-1300-156A1-GM	★	★	★	★	14.0	.551	258	10.158	255.9	10.075	207	8.150	2.1	.083	20	290	COROMANT
13.10	.516	159.3	6.272	12	14	861.1-1310-157A1-GM	★	★	★	★	14.0	.551	258	10.158	255.9	10.075	207	8.150	2.1	.083	20	290	COROMANT
13.50	.531	164.2	6.465	12	14	861.1-1350-162A1-GM	★	★	★	★	14.0	.551	258	10.158	255.8	10.071	207	8.150	2.2	.087	20	290	COROMANT
13.89	.547	169.0	6.654	12	14	861.1-1389-167A1-GM	★	★	★	★	14.0	.551	258	10.158	255.7	10.067	207	8.150	2.3	.091	20	290	COROMANT
14.00	.551	170.3	6.705	12	14	861.1-1400-168A1-GM	★	★	★	★	14.0	.551	258	10.158	255.7	10.067	207	8.150	2.3	.091	20	290	COROMANT
14.50	.571	176.4	6.945	12	16	861.1-1450-174A1-GM	★	★	★	★	16.0	.630	291	11.457	288.6	11.362	236	9.291	2.4	.094	20	290	COROMANT
15.00	.591	182.5	7.185	12	16	861.1-1500-180A1-GM	★	★	★	★	16.0	.630	291	11.457	288.5	11.358	236	9.291	2.5	.098	20	290	COROMANT
15.50	.610	188.5	7.421	12	16	861.1-1550-186A1-GM	★	★	★	★	16.0	.630	291	11.457	288.5	11.358	236	9.291	2.5	.098	20	290	COROMANT
15.88	.625	193.1	7.602	12	16	861.1-1588-191A1-GM	★	★	★	★	16.0	.630	291	11.457	288.4	11.354	236	9.291	2.6	.102	20	290	COROMANT
16.00	.630	194.6	7.661	12	16	861.1-1600-192A1-GM	★	★	★	★	16.0	.630	291	11.457	288.4	11.354	236	9.291	2.6	.102	20	290	COROMANT

B84 E9 E28 E14

CoroDrill® 862

Foret carbure monobloc avec arrosage par l'intérieur pour les micro trous

Application

- Tolérances de trou pouvant être obtenues : H8–H9
- Convient à toutes les matières
- Longueurs de forets : 8–12 × diamètre foret

O C

Champ d'application ISO :

P M K N S

Caractéristiques et avantages

- Performance élevées dans les aciers, les aciers inoxydables, les fontes et l'aluminium
- Géométrie d'outil et traitement de surface conçus pour une évacuation des copeaux efficace
- Entrées et sorties de trou de bonne qualité, tolérances de trou serrées
- La géométrie de goujure ACM (Advanced Chip Management) permet d'obtenir plus facilement des copeaux petits et faciles à évacuer
- La géométrie de pointe conçue spécialement réduit les forces de poussée
- La surface lisse du foret permet une évacuation des copeaux rapide et efficace
- Les orifices d'arrosage par l'intérieur acheminent le liquide de coupe directement sur la pointe du foret, même à grande profondeur de perçage

www.sandvik.coromant.com/corodrill862

Recommandations

Utilisez CoroDrill 862 avec le mandrin CoroChuck 930 pour profiter de changements d'outils rapides et d'une production efficace

FRE

Foret carbure monobloc CoroDrill® 862

Multi-matières

Adduction interne de liquide de coupe

TCHA H9
SIG 140°

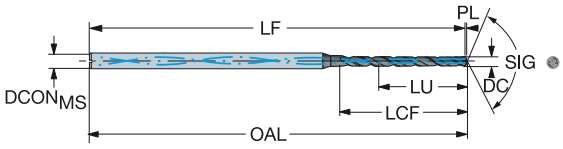

DC	DC"	LU	LU"	ULDR	CZC_{MS}	Référence de commande	P GC34	M GC34	K GC34	N GC34	S GC34	Dimensions, mm, pouce $DCON_{MS}$	$DCON_{MS}$"	OAL	OAL"	LF	LF"	LCF	LCF"	PL	PL"	BAR	PSI	BSG
1.85	.073	14.5	.571	7	3	862.1-0185-015A1-GM	★	★	★	★	★	3.0	.118	73	2.874	72.7	2.862	20	.787	0.3	.012	40	580	COROMANT
1.85	.073	22.5	.886	12	3	862.1-0185-022A1-GM	★	★	★	★	★	3.0	.118	73	2.874	72.7	2.862	30	1.181	0.3	.012	40	580	COROMANT
1.90	.075	14.3	.563	7	3	862.1-0190-015A1-GM	★	★	★	★	★	3.0	.118	73	2.874	72.7	2.862	20	.787	0.3	.012	40	580	COROMANT
1.90	.075	23.1	.909	12	3	862.1-0190-023A1-GM	★	★	★	★	★	3.0	.118	73	2.874	72.7	2.862	30	1.181	0.3	.012	40	580	COROMANT
1.98	.078	14.2	.559	7	3	862.1-0198-016A1-GM	★	★	★	★	★	3.0	.118	73	2.874	72.7	2.862	20	.787	0.3	.012	40	580	COROMANT
1.98	.078	24.0	.945	12	3	862.1-0198-024A1-GM	★	★	★	★	★	3.0	.118	73	2.874	72.7	2.862	30	1.181	0.3	.012	40	580	COROMANT
2.00	.079	16.3	.642	8	3	862.1-0200-016A1-GM	★	★	★	★	★	3.0	.118	73	2.874	72.7	2.862	22	.866	0.3	.012	40	580	COROMANT
2.00	.079	24.3	.957	12	3	862.1-0200-024A1-GM	★	★	★	★	★	3.0	.118	73	2.874	72.7	2.862	32	1.260	0.3	.012	40	580	COROMANT
2.05	.081	16.7	.657	8	3	862.1-0205-016A1-GM	★	★	★	★	★	3.0	.118	73	2.874	72.7	2.862	22	.866	0.3	.012	40	580	COROMANT
2.05	.081	24.9	.980	12	3	862.1-0205-025A1-GM	★	★	★	★	★	3.0	.118	73	2.874	72.7	2.862	32	1.260	0.3	.012	40	580	COROMANT
2.08	.082	16.8	.661	8	3	862.1-0208-017A1-GM	★	★	★	★	★	3.0	.118	73	2.874	72.7	2.862	22	.866	0.3	.012	40	580	COROMANT
2.08	.082	25.3	.996	12	3	862.1-0208-025A1-GM	★	★	★	★	★	3.0	.118	73	2.874	72.7	2.862	32	1.260	0.3	.012	40	580	COROMANT
2.10	.083	16.8	.661	8	3	862.1-0210-017A1-GM	★	★	★	★	★	3.0	.118	73	2.874	72.7	2.862	22	.866	0.3	.012	40	580	COROMANT
2.10	.083	25.5	1.004	12	3	862.1-0210-025A1-GM	★	★	★	★	★	3.0	.118	73	2.874	72.7	2.862	32	1.260	0.3	.012	40	580	COROMANT
2.15	.085	16.6	.654	7	3	862.1-0215-017A1-GM	★	★	★	★	★	3.0	.118	73	2.874	72.6	2.858	22	.866	0.4	.016	40	580	COROMANT
2.15	.085	26.2	1.032	12	3	862.1-0215-026A1-GM	★	★	★	★	★	3.0	.118	73	2.874	72.6	2.858	32	1.260	0.4	.016	40	580	COROMANT
2.18	.086	16.6	.654	7	3	862.1-0218-017A1-GM	★	★	★	★	★	3.0	.118	73	2.874	72.6	2.858	22	.866	0.4	.016	40	580	COROMANT
2.20	.087	16.5	.650	7	3	862.1-0220-018A1-GM	★	★	★	★	★	3.0	.118	73	2.874	72.6	2.858	22	.866	0.4	.016	40	580	COROMANT
2.20	.087	26.5	1.043	12	3	862.1-0220-026A1-GM	★	★	★	★	★	3.0	.118	73	2.874	72.6	2.858	32	1.260	0.4	.016	40	580	COROMANT
2.25	.089	18.4	.724	8	3	862.1-0225-018A1-GM	★	★	★	★	★	3.0	.118	78	3.071	77.6	3.055	25	.984	0.4	.016	40	580	COROMANT
2.25	.089	27.4	1.079	12	3	862.1-0225-027A1-GM	★	★	★	★	★	3.0	.118	78	3.071	77.6	3.055	36	1.417	0.4	.016	40	580	COROMANT
2.26	.089	18.5	.728	8	3	862.1-0226-018A1-GM	★	★	★	★	★	3.0	.118	78	3.071	77.6	3.055	25	.984	0.4	.016	40	580	COROMANT
2.30	.091	18.8	.740	8	3	862.1-0230-018A1-GM	★	★	★	★	★	3.0	.118	78	3.071	77.6	3.055	25	.984	0.4	.016	40	580	COROMANT
2.30	.091	28.0	1.102	12	3	862.1-0230-028A1-GM	★	★	★	★	★	3.0	.118	78	3.071	77.6	3.055	36	1.417	0.4	.016	40	580	COROMANT
2.38	.094	19.0	.748	7	3	862.1-0238-019A1-GM	★	★	★	★	★	3.0	.118	78	3.071	77.6	3.055	25	.984	0.4	.016	40	580	COROMANT
2.38	.094	29.0	1.142	12	3	862.1-0238-029A1-GM	★	★	★	★	★	3.0	.118	78	3.071	77.6	3.055	36	1.417	0.4	.016	40	580	COROMANT
2.40	.094	19.0	.748	7	3	862.1-0240-019A1-GM	★	★	★	★	★	3.0	.118	78	3.071	77.6	3.055	25	.984	0.4	.016	40	580	COROMANT
2.40	.094	29.2	1.150	12	3	862.1-0240-029A1-GM	★	★	★	★	★	3.0	.118	78	3.071	77.6	3.055	36	1.417	0.4	.016	40	580	COROMANT
2.44	.096	18.9	.744	7	3	862.1-0244-020A1-GM	★	★	★	★	★	3.0	.118	78	3.071	77.6	3.055	25	.984	0.4	.016	40	580	COROMANT
2.44	.096	29.7	1.169	12	3	862.1-0244-029A1-GM	★	★	★	★	★	3.0	.118	78	3.071	77.6	3.055	36	1.417	0.4	.016	40	580	COROMANT
2.50	.098	18.8	.740	7	3	862.1-0250-020A1-GM	★	★	★	★	★	3.0	.118	78	3.071	77.6	3.055	25	.984	0.4	.016	40	580	COROMANT
2.50	.098	29.8	1.173	11	3	862.1-0250-030A1-GM	★	★	★	★	★	3.0	.118	78	3.071	77.6	3.055	36	1.417	0.4	.016	40	580	COROMANT
2.58	.102	20.6	.811	7	3	862.1-0258-021A1-GM	★	★	★	★	★	3.0	.118	84	3.307	83.6	3.291	27	1.063	0.4	.016	40	580	COROMANT
2.58	.102	31.4	1.236	12	3	862.1-0258-031A1-GM	★	★	★	★	★	3.0	.118	84	3.307	83.6	3.291	38	1.496	0.4	.016	40	580	COROMANT
2.60	.102	20.5	.807	7	3	862.1-0260-021A1-GM	★	★	★	★	★	3.0	.118	84	3.307	83.6	3.291	27	1.063	0.4	.016	40	580	COROMANT
2.60	.102	31.5	1.240	12	3	862.1-0260-031A1-GM	★	★	★	★	★	3.0	.118	84	3.307	83.6	3.291	38	1.496	0.4	.016	40	580	COROMANT
2.64	.104	20.4	.803	7	3	862.1-0264-021A1-GM	★	★	★	★	★	3.0	.118	84	3.307	83.6	3.291	27	1.063	0.4	.016	40	580	COROMANT
2.64	.104	31.4	1.236	11	3	862.1-0264-032A1-GM	★	★	★	★	★	3.0	.118	84	3.307	83.6	3.291	38	1.496	0.4	.016	40	580	COROMANT
2.70	.106	20.3	.799	7	3	862.1-0270-022A1-GM	★	★	★	★	★	3.0	.118	84	3.307	83.6	3.291	27	1.063	0.4	.016	40	580	COROMANT
2.70	.106	31.3	1.232	11	3	862.1-0270-032A1-GM	★	★	★	★	★	3.0	.118	84	3.307	83.6	3.291	38	1.496	0.4	.016	40	580	COROMANT
2.71	.107	22.1	.870	8	3	862.1-0271-022A1-GM	★	★	★	★	★	3.0	.118	84	3.307	83.6	3.291	30	1.181	0.4	.016	40	580	COROMANT
2.80	.110	22.9	.902	8	3	862.1-0280-022A1-GM	★	★	★	★	★	3.0	.118	84	3.307	83.5	3.287	30	1.181	0.5	.020	40	580	COROMANT
2.80	.110	34.1	1.343	12	3	862.1-0280-034A1-GM	★	★	★	★	★	3.0	.118	84	3.307	83.5	3.287	42	1.654	0.5	.020	40	580	COROMANT
2.82	.111	23.0	.906	8	3	862.1-0282-023A1-GM	★	★	★	★	★	3.0	.118	84	3.307	83.5	3.287	30	1.181	0.5	.020	40	580	COROMANT
2.82	.111	34.3	1.350	12	3	862.1-0282-034A1-GM	★	★	★	★	★	3.0	.118	84	3.307	83.5	3.287	42	1.654	0.5	.020	40	580	COROMANT
2.87	.113	22.8	.898	7	3	862.1-0287-023A1-GM	★	★	★	★	★	3.0	.118	84	3.307	83.5	3.287	30	1.181	0.5	.020	40	580	COROMANT
2.87	.113	34.8	1.370	12	3	862.1-0287-034A1-GM	★	★	★	★	★	3.0	.118	84	3.307	83.5	3.287	42	1.654	0.5	.020	40	580	COROMANT
2.90	.114	22.8	.898	7	3	862.1-0290-023A1-GM	★	★	★	★	★	3.0	.118	84	3.307	83.5	3.287	30	1.181	0.5	.020	40	580	COROMANT
2.90	.114	34.8	1.370	12	3	862.1-0290-035A1-GM	★	★	★	★	★	3.0	.118	84	3.307	83.5	3.287	42	1.654	0.5	.020	40	580	COROMANT
2.95	.116	22.6	.890	7	3	862.1-0295-024A1-GM	★	★	★	★	★	3.0	.118	84	3.307	83.5	3.287	30	1.181	0.5	.020	40	580	COROMANT
2.95	.116	34.6	1.362	11	3	862.1-0295-035A1-GM	★	★	★	★	★	3.0	.118	84	3.307	83.5	3.287	42	1.654	0.5	.020	40	580	COROMANT

B92 E9 E28

CoroDrill® 863

Forets pour l'usinage des matériaux d'assemblage dans l'aéronautique avec des machines CNC, ADU et robots

Application

- Pour machines CNC et ADU
- Options CVD, PVD et carbure
- Types de matériaux : composites, aluminium, titane, superalliages réfractaires et aciers inoxydables

O C

Champ d'application ISO :

M N S O

Caractéristiques et avantages

- Géométries à faible poussée réduisant les risques de délaminage et de bavures
- Outils en stock idéaux pour tester les capacités dans des applications spécifiques
- La géométrie de la pointe des forets pour les CFRP offre une sortie propre des CFRP tissés ou unidirectionnels

www.sandvik.coromant.com/corodrill863

Gamme

- CoroDrill 863® - O : Conçu pour offrir une longue durée de vie dans les CFRP stratifiés
- CoroDrill 863® - OS : Conçu pour offrir un bon contrôle des copeaux dans les matériaux stratifiés CFRP/titane
- CoroDrill 863® - N : Conçu pour l'usinage grande vitesse des matériaux stratifiés aluminium
- CoroDrill 863® - MS : Conçu pour les applications difficiles dans des matériaux composites métalliques

FRE

Foret carbure monobloc CoroDrill® 863

Pour l'usinage des matériaux d'assemblage dans l'aéronautique avec des machines CNC & ADU

Adduction interne de liquide de coupe

TCDC 0-0,008
TCHA H8
TCHAL 4
TCHAU 4
SIG 135°

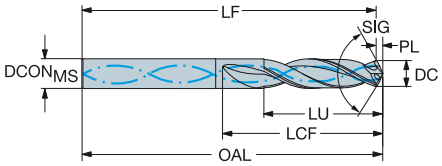

DC	DC"	LU	LU"	ULDR	CZCMS	Référence de commande	N H10F	DCONMS	DCONMS"	OAL	OAL"	LF	LF"	LCF	LCF"	PL	PL"	BAR	PSI	BSG
4.83	.190	20.0	.787	4	5	863.1-0483-020A1-N	★	5.0	.197	58	2.283	56.6	2.226	28	1.102	1.5	.057	9	130	COROMANT
4.85	.191	20.0	.787	4	5	863.1-0485-020A1-N	★	5.0	.197	58	2.283	56.6	2.226	28	1.102	1.5	.057	9	130	COROMANT
6.35	.250	26.0	1.024	4	6	863.1-0635-026A1-N	★	6.0	.236	75	2.953	73.1	2.876	37	1.457	2.0	.077	9	130	COROMANT
6.37	.251	26.0	1.024	4	6	863.1-0637-026A1-N	★	6.0	.236	75	2.953	73.1	2.876	37	1.457	2.0	.077	9	130	COROMANT
7.94	.313	32.0	1.260	4	8	863.1-0794-032A1-N	★	8.0	.315	81	3.189	78.6	3.094	43	1.693	2.4	.095	9	130	COROMANT
7.97	.314	32.0	1.260	4	8	863.1-0796-032A1-N	★	8.0	.315	81	3.189	78.6	3.094	43	1.693	2.4	.095	9	130	COROMANT
9.53	.375	39.0	1.535	4	10	863.1-0953-039A1-N	★	10.0	.394	93	3.661	90.1	3.548	51	2.008	2.9	.113	9	130	COROMANT
9.55	.376	39.0	1.535	4	10	863.1-0955-039A1-N	★	10.0	.394	93	3.661	90.1	3.548	51	2.008	2.9	.113	9	130	COROMANT
11.12	.438	43.0	1.693	3	12	863.1-1112-043A1-N	★	12.0	.472	105	4.134	101.6	4.002	58	2.283	3.4	.132	9	130	COROMANT
11.14	.439	43.0	1.693	3	12	863.1-1114-043A1-N	★	12.0	.472	105	4.134	101.6	4.002	58	2.283	3.4	.132	9	130	COROMANT

TCDC 0-0,008
TCHA H8
TCHAL 4
TCHAU 4
SIG 135°

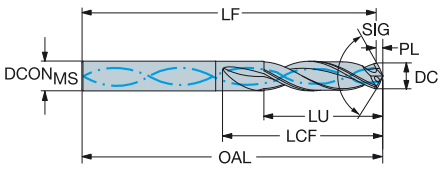

DC	DC"	LU	LU"	ULDR	CZCMS	Référence de commande	N H10F	S H10F	O H10F	DCONMS	DCONMS"	OAL	OAL"	LF	LF"	LCF	LCF"	PL	PL"	BAR	PSI	BSG
4.83	.190	20.0	.787	4	5	863.1-0483-020A1-OS	☆	★	★	5.0	.197	58	2.283	55.7	2.193	28	1.102	2.3	.091	9	130	COROMANT
4.85	.191	20.0	.787	4	5	863.1-0485-020A1-OS	☆	★	★	5.0	.197	58	2.283	55.7	2.193	28	1.102	2.3	.091	9	130	COROMANT
6.35	.250	26.0	1.024	4	6	863.1-0635-026A1-OS	☆	★	★	6.0	.236	75	2.953	72.3	2.845	37	1.457	2.7	.107	9	130	COROMANT
6.37	.251	26.0	1.024	4	6	863.1-0637-026A1-OS	☆	★	★	6.0	.236	75	2.953	72.3	2.845	37	1.457	2.7	.108	9	130	COROMANT
7.94	.313	32.0	1.260	4	8	863.1-0794-032A1-OS	☆	★	★	8.0	.315	81	3.189	77.7	3.059	43	1.693	3.3	.130	9	130	COROMANT
7.97	.314	32.0	1.260	4	8	863.1-0796-032A1-OS	☆	★	★	8.0	.315	81	3.189	77.7	3.059	43	1.693	3.3	.130	9	130	COROMANT
9.53	.375	39.0	1.535	4	10	863.1-0953-039A1-OS	☆	★	★	10.0	.394	93	3.661	89.1	3.506	51	2.008	3.9	.155	9	130	COROMANT
9.55	.376	39.0	1.535	4	10	863.1-0955-039A1-OS	☆	★	★	10.0	.394	93	3.661	89.1	3.506	51	2.008	3.9	.155	9	130	COROMANT
11.12	.438	43.0	1.693	3	12	863.1-1112-043A1-OS	☆	★	★	12.0	.472	105	4.134	100.4	3.952	58	2.283	4.6	.182	9	130	COROMANT
11.14	.439	43.0	1.693	3	12	863.1-1114-043A1-OS	☆	★	★	12.0	.472	105	4.134	100.4	3.952	58	2.283	4.6	.182	9	130	COROMANT

B83 E9 E28

Foret carbure monobloc CoroDrill® 863

Pour l'usinage des matériaux d'assemblage dans l'aéronautique avec des machines CNC & ADU

TCDC	h7
TCHA	H8
TCHAL	3
TCHAU	3
SIG	90°

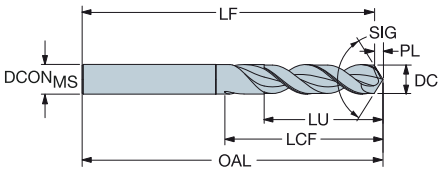

DC	DC"	LU	LU"	ULDR	CZC_{MS}	Référence de commande	0 / N20C	Dimensions, mm, pouce $DCON_{MS}$	$DCON_{MS}$"	OAL	OAL"	LF	LF"	PL	PL"	BSG
3.30	.130	17.9	.705	5	6	**863.1-0330-017A0-O**	★	6.0	.236	66	2.598	64.6	2.543	1.4	.056	COROMANT
4.85	.191	26.3	1.035	5	6	**863.1-0485-024A0-O**	★	6.0	.236	82	3.228	79.9	3.146	2.1	.082	COROMANT
6.37	.251	34.6	1.362	5	8	**863.1-0637-032A0-O**	★	8.0	.315	91	3.583	88.3	3.475	2.7	.107	COROMANT
7.96	.313	43.2	1.701	5	8	**863.1-0796-039A0-O**	★	8.0	.315	91	3.583	87.6	3.448	3.4	.135	COROMANT
9.55	.376	51.9	2.043	5	10	**863.1-0955-048A0-O**	★	10.0	.394	103	4.055	98.9	3.894	4.1	.161	COROMANT

B83 E9

FRE

Foret carbure monobloc CoroDrill® 863

Pour l'usinage des matériaux d'assemblage dans l'aéronautique avec des machines CNC & ADU

Accouplement fileté

TCDC 0-0,008
TCHA H8
TCHAL 4
TCHAU 4
SIG 135°

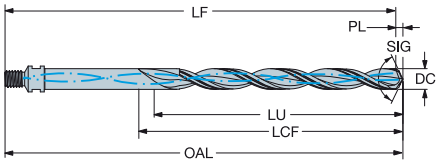

Adduction interne de liquide de coupe

DC	DC"	LU	LU"	ULDR	CZC_{MS}	Référence de commande	M H10F	N H10F	S H10F	Dimensions, mm, pouce OAL	OAL"	LF	LF"	LCF	LCF"	PL	PL"	BAR	PSI	BSG
4.83	.190	30.0	1.181	6	5/16-24	863.1-0483-030B1-MS	★	☆	★	152	6.000	141.9	5.586	101	4.000	1.7	.068	9	130	COROMANT
4.85	.191	30.0	1.181	6	5/16-24	863.1-0485-030B1-MS	★	☆	★	152	6.000	141.3	5.564	101	4.000	1.7	.068	9	130	COROMANT
6.35	.250	39.0	1.535	6	5/16-24	863.1-0635-039B1-MS	★	☆	★	152	6.000	141.4	5.566	101	4.000	2.2	.088	9	130	COROMANT
6.37	.251	39.0	1.535	6	5/16-24	863.1-0637-039B1-MS	★	☆	★	152	6.000	141.3	5.563	101	4.000	2.2	.088	9	130	COROMANT
7.94	.313	48.0	1.890	6	5/16-24	863.1-0794-048B1-MS	★	☆	★	152	6.000	140.8	5.544	101	4.000	2.7	.108	9	130	COROMANT
7.97	.314	48.0	1.890	6	5/16-24	863.1-0796-048B1-MS	★	☆	★	152	6.000	140.8	5.543	101	4.000	2.8	.108	9	130	COROMANT
9.53	.375	58.0	2.283	6	5/16-24	863.1-0953-058B1-MS	★	☆	★	152	6.000	140.3	5.522	101	4.000	3.3	.129	9	130	COROMANT
9.55	.376	58.0	2.283	6	5/16-24	863.1-0955-058B1-MS	★	☆	★	152	6.000	140.3	5.523	101	4.000	3.3	.129	9	130	COROMANT
11.12	.438	67.0	2.638	6	7/16-20	863.1-1112-067B1-MS	★	☆	★	152	6.000	138.1	5.438	101	4.000	3.8	.151	9	130	COROMANT
11.14	.439	67.0	2.638	6	7/16-20	863.1-1114-067B1-MS	★	☆	★	152	6.000	138.1	5.435	101	4.000	3.8	.151	9	130	COROMANT

TCDC 0-0,008
TCHA H8
TCHAL 4
TCHAU 4
SIG 135°

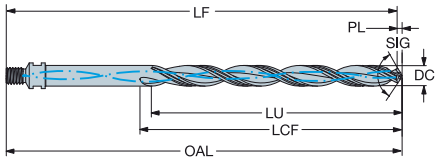

Adduction interne de liquide de coupe

DC	DC"	LU	LU"	ULDR	CZC_{MS}	Référence de commande	N H10F	S H10F	O H10F	Dimensions, mm, pouce OAL	OAL"	LF	LF"	LCF	LCF"	PL	PL"	BAR	PSI	BSG
4.83	.190	30.0	1.181	6	5/16-24	863.1-0483-030B1-OS	☆	★	★	152	6.000	142.3	5.600	101	4.000	1.3	.051	9	130	COROMANT
4.85	.191	30.0	1.181	6	5/16-24	863.1-0485-030B1-OS	☆	★	★	152	6.000	142.3	5.600	101	4.000	1.3	.051	9	130	COROMANT
6.35	.250	39.0	1.535	6	5/16-24	863.1-0635-039B1-OS	☆	★	★	152	6.000	141.8	5.582	101	4.000	1.8	.069	9	130	COROMANT
6.37	.251	39.0	1.535	6	5/16-24	863.1-0637-039B1-OS	☆	★	★	152	6.000	141.8	5.582	101	4.000	1.8	.069	9	130	COROMANT
7.94	.313	48.0	1.890	6	5/16-24	863.1-0794-048B1-OS	☆	★	★	152	6.000	141.3	5.564	101	4.000	2.2	.087	9	130	COROMANT
7.97	.314	48.0	1.890	6	5/16-24	863.1-0796-048B1-OS	☆	★	★	152	6.000	141.4	5.567	101	4.000	2.2	.087	9	130	COROMANT
9.53	.375	58.0	2.283	6	5/16-24	863.1-0953-058B1-OS	☆	★	★	152	6.000	140.9	5.548	101	4.000	2.7	.106	9	130	COROMANT
9.55	.376	58.0	2.283	6	5/16-24	863.1-0955-058B1-OS	☆	★	★	152	6.000	140.9	5.546	101	4.000	2.7	.106	9	130	COROMANT
11.12	.438	67.0	2.638	6	7/16-20	863.1-1112-067B1-OS	☆	★	★	152	6.000	138.8	5.465	101	4.000	3.1	.120	9	130	COROMANT
11.14	.439	67.0	2.638	6	7/16-20	863.1-1114-067B1-OS	☆	★	★	152	6.000	138.8	5.466	101	4.000	3.1	.120	9	130	COROMANT

B83 E9 E28

CoroDrill® 452

Forets, alésoirs et outils de lamage

Application

- Machines à main
- Trous de rivets et boulons dans l'aéronautique
- Plastiques renforcés à la fibre de carbone (CFRP)
- Plastiques renforcés à la fibre de carbone / stratifiés avec couche métallique

O C

Champ d'application ISO :

M N S O

Caractéristiques et avantages

- Tolérances de trou serrées, bons états de surface
- Outils optimisés pour les matériaux CFRP et stratifiés avec métal
- Les géométries à faible poussée réduisent les risques de délaminage et de bavures

www.sandvik.coromant.com/corodrill452

Famille d'outils pour les trous de rivets et de boulons. Forets avec lamage et alésoirs disponibles en option.

Gamme

- CoroDrill® 452.1–C : Conçu pour le perçage des CFRP stratifiés
- CoroDrill® 452.1–CM : Conçu pour le perçage des CFRP stratifiés avec couche métallique
- CoroDrill® 452.R–CM : Conçu pour l'alésage des CFRP stratifiés avec couche métallique
- CoroDrill® 452.C1 : Conçu pour les lamages dans les CFRP

FRE

Foret carbure monobloc CoroDrill® 452

Pour machines à main

Pour les matériaux d'assemblage dans l'aéronautique

TCHA H9
SIG 118°

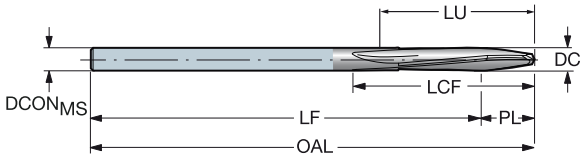

DC	DC"	LU	LU"	ULDR	CZC_{MS}	Référence de commande	H10F	$DCON_{MS}$	$DCON_{MS}$"	OAL	OAL"	LF	LF"	LCF	LCF"	PL	PL"	BSG
							O	Dimensions, mm, pouce										
2.50	.098	50.0	1.968	20	2	**452.1-0250-044A0-C**	★	2.5	.098	101	4.000	96.1	3.782	56	2.218	5.5	.218	COROMANT
3.26	.129	51.7	2.035	15	3	**452.1-0326-044A0-C**	★	3.3	.128	101	4.000	94.4	3.715	58	2.285	7.2	.285	COROMANT
4.17	.164	53.7	2.114	12	4	**452.1-0417-044A0-C**	★	4.2	.164	101	4.000	92.4	3.636	60	2.364	9.2	.364	COROMANT
4.83	.190	55.2	2.172	11	4	**452.1-0483-044A0-C**	★	4.8	.190	101	4.000	90.9	3.578	61	2.422	10.7	.422	COROMANT
5.56	.219	56.8	2.235	10	7/32	**452.1-0556-044A0-C**	★	5.6	.219	101	4.000	89.3	3.515	63	2.485	12.3	.485	COROMANT
6.35	.250	58.6	2.305	9	1/4	**452.1-0635-044A0-C**	★	6.4	.250	101	4.000	87.5	3.445	64	2.555	14.1	.555	COROMANT
7.94	.313	62.1	2.444	7	5/16	**452.1-0794-044A0-C**	★	7.9	.313	101	4.000	84.0	3.306	68	2.694	17.6	.694	COROMANT

B94 E9

Foret carbure monobloc CoroDrill® 452

Pour machines à main

Pour les matériaux d'assemblage dans l'aéronautique

TCHA H9
SIG 135°

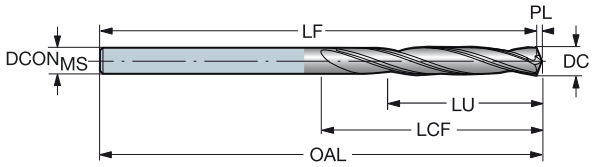

DC	DC"	LU	LU"	ULDR	CZC_{MS}	Référence de commande	M H10F	N H10F	S H10F	O H10F	$DCON_{MS}$	$DCON_{MS}$"	OAL	OAL"	LF	LF"	LCF	LCF"	PL	PL"	BSG
Dimensions, mm, pouce																					
2.50	.098	44.5	1.750	17	2	452.1-0250-044A0-CM	★	★	★	★	2.5	.098	101	4.000	101.1	3.980	50	2.000	0.5	.020	COROMANT
3.26	.129	44.5	1.750	13	3	452.1-0326-044A0-CM	★	★	★	★	3.3	.128	101	4.000	100.9	3.972	50	2.000	0.7	.027	COROMANT
4.17	.164	44.5	1.750	10	4	452.1-0417-044A0-CM	★	★	★	★	4.2	.164	101	4.000	100.7	3.965	50	2.000	0.9	.034	COROMANT
4.83	.190	44.5	1.750	9	4	452.1-0483-044A0-CM	★	★	★	★	4.8	.190	101	4.000	100.6	3.961	50	2.000	1.0	.039	COROMANT
5.56	.219	44.5	1.750	7	7/32	452.1-0556-044A0-CM	★	★	★	★	5.6	.219	101	4.000	100.5	3.955	50	2.000	1.2	.045	COROMANT
6.35	.250	44.5	1.750	6	1/4	452.1-0635-044A0-CM	★	★	★	★	6.4	.250	101	4.000	100.3	3.949	50	2.000	1.3	.052	COROMANT
7.94	.313	44.5	1.750	5	5/16	452.1-0794-044A0-CM	★	★	★	★	7.9	.313	101	4.000	100.0	3.937	50	2.000	1.6	.065	COROMANT

TCHA H9
SIG 135°

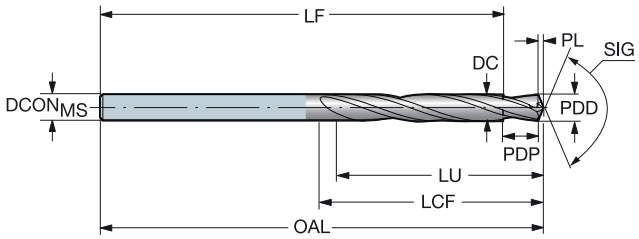

DC	DC"	LU	LU"	ULDR	CZC_{MS}	Référence de commande	M H10F	N H10F	S H10F	O H10F	$DCON_{MS}$	$DCON_{MS}$"	OAL	OAL"	LF	LF"	LCF	LCF"	PL	PL"	PDD	PDD"	PDP	PDP"	BSG
Dimensions, mm, pouce																									
4.17	.164	44.5	1.750	10	4	452.4-0417-034A0-CM	★	★	★	★	4.2	.164	101	4.000	91.3	3.594	50	2.000	0.7	.028	3.37	.133	9.53	.375	COROMANT
4.83	.190	44.5	1.752	9	4	452.4-0483-034A0-CM	★	★	★	★	4.8	.190	101	4.000	91.2	3.589	50	2.000	0.8	.033	4.06	.160	9.53	.375	COROMANT
5.56	.219	44.5	1.750	7	7/32	452.4-0556-034A0-CM	★	★	★	★	5.6	.219	101	4.000	91.0	3.583	50	2.000	1.0	.039	4.76	.188	9.53	.375	COROMANT
6.35	.250	44.5	1.750	7	1/4	452.4-0635-034A0-CM	★	★	★	★	6.4	.250	101	4.000	90.8	3.576	50	2.000	1.2	.045	5.56	.219	9.53	.375	COROMANT
7.94	.313	44.5	1.750	5	5/16	452.4-0794-034A0-CM	★	★	★	★	7.9	.313	101	4.000	90.5	3.563	50	2.000	1.5	.058	7.15	.281	9.53	.375	COROMANT

B94 E9

FRE

Alésoir carbure monobloc CoroDrill® 452

Pour machines à main

Pour les matériaux d'assemblage dans l'aéronautique

452.R..45

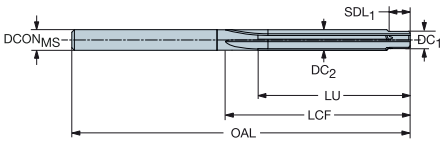

452.R..32

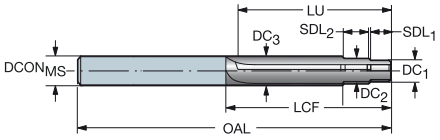

DC1	DC1"	DC2	DC2"	DC3	DC3"	LU	LU"	CZCMS	Référence de commande	M H10F	N H10F	S H10F	O H10F	Dimensions, mm, pouce DCONMS	DCONMS"	OAL	OAL"	SDL1	SDL1"	SDL2	SDL2"	LCF	LCF"	BSG
3.10	.122	4.10	.161			45.00	1.772	4	452.R-0410-045A0-CM	★	★	☆	★	4.10	.161	100.00	3.937	3.74	.147			50.00	1.969	COROMANT
4.10	.161	5.10	.201			45.00	1.772	5	452.R-0510-045A0-CM	★	★	☆	★	5.10	.201	100.00	3.937	5.00	.197			50.00	1.969	COROMANT
5.10	.201	6.10	.240			45.00	1.772	6	452.R-0610-045A0-CM	★	★	☆	★	6.10	.240	100.00	3.937	6.00	.236			50.00	1.969	COROMANT
5.54	.218	6.35	.250			45.00	1.772	1/4	452.R-0635-045A0-CM	★	★	☆	★	6.35	.250	100.00	3.937	7.00	.276			50.00	1.969	COROMANT
7.13	.281	7.94	.313			45.00	1.772	5/16	452.R-0794-045A0-CM	★	★	☆	★	7.94	.313	100.00	3.937	8.00	.315			50.00	1.969	COROMANT
2.57	.101	3.35	.132	4.17	.164	50.80	2.000	4	452.R-0417-032A0-CM	★	★	☆	★	4.17	.164	101.60	4.000	6.13	.241	5.95	.234	55.88	2.200	COROMANT
3.96	.156	4.74	.187	5.56	.219	50.80	2.000	7/32	452.R-0556-032A0-CM	★	★	☆	★	5.56	.219	101.60	4.000	6.02	.237	5.95	.234	55.88	2.200	COROMANT
4.75	.187	5.54	.218	6.35	.250	50.80	2.000	1/4	452.R-0635-032A0-CM	★	★	☆	★	6.35	.250	101.60	4.000	6.35	.250	6.35	.250	55.88	2.200	COROMANT
6.34	.250	5.54	.218	7.94	.313	50.80	2.000	5/16	452.R-0794-029A0-CM	★	★	☆	★	7.94	.313	101.60	4.000	7.92	.312	7.92	.312	55.88	2.200	COROMANT

Fraisurage CoroDrill® 452

Pour machines à main

Pour les matériaux d'assemblage dans l'aéronautique

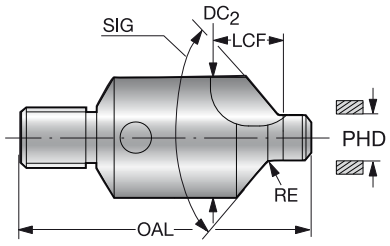

PHD	PHD"	SIG	CZCMS	Référence de commande	O CD10	Dimensions, mm, pouce DC1	DC1"	DC2	DC2"	OAL	OAL"	LCF	LCF"	RE	RE"
4.14	.163	100°	1/4-28	452.C1-0414-100T-C	★	4.14	.163	10.00	.393	36.00	1.417	7.85	.309	0.90	.035
4.14	.163	130°	1/4-28	452.C1-0414-130T-C	★	4.14	.163	10.00	.393	36.00	1.417	12.10	.476	0.60	.024
4.80	.189	100°	1/4-28	452.C1-0480-100T-C	★	4.80	.189	10.00	.393	36.58	1.440	7.94	.312	0.90	.035
4.80	.189	130°	1/4-28	452.C1-0480-130T-C	★	4.80	.189	10.00	.393	36.58	1.440	11.88	.467	0.60	.024
5.53	.217	100°	1/4-28	452.C1-0553-100T-C	★	5.53	.217	10.00	.393	36.58	1.440	12.01	.472	0.90	.035
5.53	.217	130°	1/4-28	452.C1-0553-130T-C	★	5.53	.217	10.00	.393	36.58	1.440	12.01	.472	0.60	.024
6.32	.249	100°	1/4-28	452.C1-0632-100T-C	★	6.32	.249	14.00	.551	37.82	1.488	14.58	.574	0.90	.035
6.32	.249	130°	1/4-28	452.C1-0632-130T-C	★	6.32	.249	14.00	.551	37.82	1.488	14.53	.572	0.60	.024
7.91	.311	100°	1/4-28	452.C1-0791-100T-C	★	7.91	.311	18.00	.708	39.73	1.564	14.58	.574	1.15	.045
7.91	.311	130°	1/4-28	452.C1-0791-130T-C	★	7.91	.311	18.00	.708	39.73	1.564	14.58	.574	0.90	.035
12.68	.499	100°	3/8-24	452.C1-1268-100T-C	★	12.68	.499	26.00	1.023	49.00	1.929	23.77	.935	1.40	.055

B94 E9

CoroDrill® 400 et CoroDrill® 430

Perçage très productif de trous dans l'aluminium et dans les fontes

Solutions d'outillage flexibles et précises

Le foret à goujures droites CoroDrill® 400 est une solution optimisée avec un grand champ d'application dans le secteur automobile. Très avancé sur le plan technique, il répond à des besoins élevés en précision.

O C

Le foret à goujures hélicoïdales CoroDrill® 430 est une solution optimisée avec un grand champ d'application dans le secteur automobile. Très avancé sur le plan technique, il répond à des besoins élevés en précision.

Champ d'application ISO :

N

Caractéristiques et avantages

- Débit copeaux aisé
- Rectitude des trous et états de surface améliorés grâce aux listels doubles
- Plusieurs étages, chanfreins, rayons et profils
- Réaffûtage aisé
- Livraison rapide
- Flexibilité

www.sandvik.coromant.com/corodrill400

www.sandvik.coromant.com/corodrill430

Utilisation dans l'industrie automobile pour :

Blocs cylindres, culasses, carters, rotules de direction, cylindres de freins
Alliages d'aluminium au silicium et toutes les nuances de fontes dont fontes grises, fontes CGI et fontes nodulaires
Tailles de trous pour le taraudage
Trous avec chanfrein et trous étagés

Goujures droites

Pour formes étagées complexes et grands écarts entre les étages



Trois goujures

Pour la reprise de trous existants (avant-trous)



FRE

Foret carbure monobloc CoroDrill® 400

Aluminium

Adduction interne de liquide de coupe

TCHA H9
SIG 135°

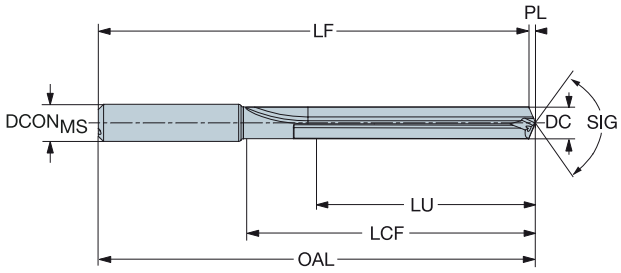

DC	DC"	LU	LU"	ULDR	CZC$_{MS}$	Référence de commande	N		Dimensions, mm, pouce											BAR	PSI	BSG
							N1BU	N1DU	DCON$_{MS}$	DCON$_{MS}$"	OAL	OAL"	LF	LF"	LCF	LCF"	PL	PL"	SIG			
5.00	.197	30.0	1.181	6	6	400.1-0500-030A1-NM	★	★	6.0	.236	85	3.346	84.0	3.308	45	1.785	1.0	.038	135°	20	290	COROMANT
7.00	.276	50.0	1.969	7	8	400.1-0700-050A1-NM	★	★	8.0	.315	110	4.331	108.6	4.276	68	2.695	1.4	.054	135°	20	290	COROMANT
10.20	.402	70.0	2.756	6	12	400.1-1020-070A1-NM	★	★	12.0	.472	140	5.512	138.0	5.432	92	3.652	2.0	.080	135°	20	290	COROMANT
12.50	.492	75.0	2.953	6	14	400.1-1250-075A1-NM	★	★	14.0	.551	150	5.906	147.5	5.807	100	3.956	2.5	.099	135°	20	290	COROMANT

Adduction interne de liquide de coupe

TCHA H9
SIG 135°

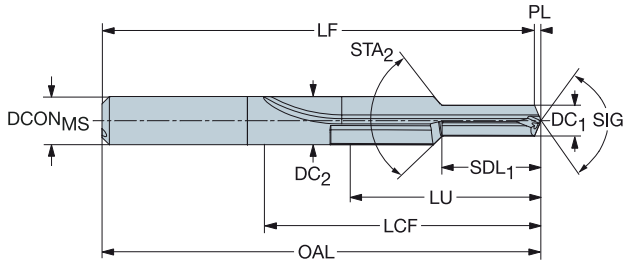

DC$_1$	DC$_1$"	DC$_2$	DC$_2$"	SDL$_1$	SDL$_1$"	STA$_2$	LU	LU"	CZC$_{MS}$	Référence de commande	N		Dimensions, mm, pouce											BAR	PSI	BSG
											N1BU	N1DU	DCON$_{MS}$	DCON$_{MS}$"	OAL	OAL"	LF	LF"	LCF	LCF"	PL	PL"	SIG			
5.00	.197	8.00	.315	15.00	.591	90°	31.0	1.220	8	400.4-0500-031A1-NM	★	★	8.0	.315	90	3.543	89.0	3.505	50	2.002	1.0	.038	135°	20	290	COROMANT
6.80	.268	10.00	.394	20.40	.803	90°	40.0	1.575	10	400.4-0680-040A1-NM	★	★	10.0	.394	105	4.134	103.7	4.081	62	2.452	1.3	.053	135°	20	290	COROMANT
8.50	.335	12.00	.472	25.50	1.004	90°	50.0	1.969	12	400.4-0850-050A1-NM	★	★	12.0	.472	125	4.921	123.3	4.855	74	2.940	1.7	.067	135°	20	290	COROMANT
10.20	.402	16.00	.630	30.60	1.205	90°	63.0	2.480	16	400.4-1020-063A1-NM	★	★	16.0	.630	145	5.709	143.0	5.629	91	3.605	2.0	.080	135°	20	290	COROMANT

Foret type 4 à utiliser en vitesse de rotation DC2 et taux d'avance DC1.

B94 E9

Foret carbure monobloc CoroDrill® 430

Aluminium

Adduction interne de liquide de coupe

TCHA H9
SIG 135°

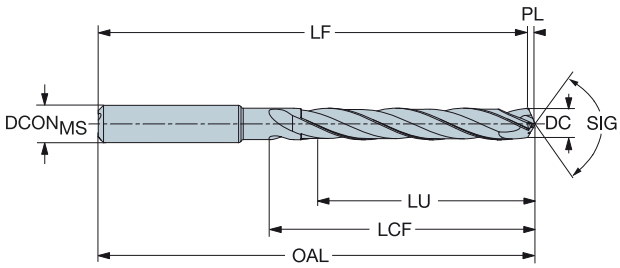

DC	DC"	LU	LU"	ULDR	CZCMS	Référence de commande	N1BU	DCONMS	DCONMS"	OAL	OAL"	LF	LF"	LCF	LCF"	PL	PL"	SIG	BAR	PSI	BSG
								Dimensions, mm, pouce													
5.00	.197	30.0	1.181	6	6	430.1-0500-030A1-NM	★	6.0	.236	85	3.346	84.0	3.306	37	1.476	1.0	.041	135°	20	290	COROMANT
7.00	.276	50.0	1.969	7	8	430.1-0700-050A1-NM	★	8.0	.315	110	4.331	108.6	4.274	60	2.382	1.5	.057	135°	20	290	COROMANT
10.20	.402	70.0	2.756	6	12	430.1-1020-070A1-NM	★	12.0	.472	140	5.512	137.9	5.429	85	3.358	2.1	.083	135°	20	290	COROMANT
12.50	.492	75.0	2.953	6	14	430.1-1250-075A1-NM	★	14.0	.551	150	5.906	147.4	5.804	93	3.693	2.6	.102	135°	20	290	COROMANT

Adduction interne de liquide de coupe



TCHA H9
SIG 135°

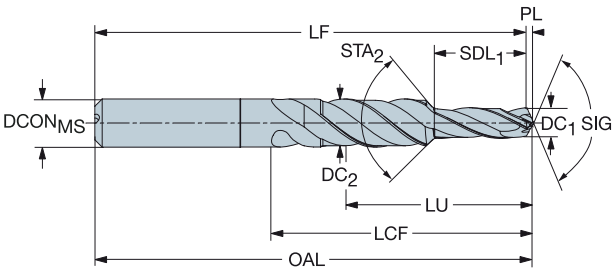

DC1	DC1"	DC2	DC2"	SDL1	SDL1 "	STA2	LU	LU"	CZCMS	Référence de commande	N1BU	DCONMS	DCONMS"	OAL	OAL"	LF	LF"	LCF	LCF"	PL	PL"	SIG	BAR	PSI	BSG
												Dimensions, mm, pouce													
5.00	.197	8.00	.315	15.00	.591	90°	31.0	1.220	8	430.4-0500-031A1-NM	★	8.0	.315	90	3.543	89.0	3.503	39	1.535	1.0	.041	135°	20	290	COROMANT
6.80	.268	10.00	.394	20.40	.803	90°	40.4	1.591	10	430.4-0680-040A1-NM	★	10.0	.394	105	4.134	103.6	4.078	50	1.984	1.4	.056	135°	20	290	COROMANT
8.50	.335	12.00	.472	25.50	1.004	90°	49.5	1.949	12	430.4-0850-050A1-NM	★	12.0	.472	125	4.921	123.2	4.852	61	2.421	1.8	.069	135°	20	290	COROMANT
10.20	.402	16.00	.630	30.60	1.205	90°	62.6	2.465	16	430.4-1020-063A1-NM	★	16.0	.630	145	5.709	142.9	5.626	78	3.094	2.1	.083	135°	20	290	COROMANT

Foret type 4 à utiliser en vitesse de rotation DC2 et taux d'avance DC1.

B94 E9

Choix des conditions de coupe

La formation et l'évacuation des copeaux sont des problèmes critiques en perçage. Elles dépendent de la matière de la pièce, de la géométrie du foret ou des plaquettes, de la pression et du débit d'arrosage, et des conditions de coupe. Les bourrages de copeaux peuvent provoquer des mouvements radiaux du foret et influencer la qualité du trou, la durée de vie de l'outil et la fiabilité du process. La rupture de l'outil peut aussi survenir.

La formation des copeaux est acceptable si les copeaux peuvent être évacués du trou avec fluidité. La meilleure façon de vérifier ceci est d'écouter pendant le perçage. Si l'évacuation des copeaux est bonne, le bruit est constant et régulier ; s'il est intermittent, cela indique des bourrages de copeaux. Contrôler la force d'avance ou l'indicateur de puissance. S'il y a des variations, les bourrages de copeaux peuvent en être la raison. Examiner les copeaux : s'ils sont longs et pliés au lieu d'être enroulés, c'est qu'il y a eu des bourrages. Examiner le trou : s'il y a eu des bourrages, la surface est irrégulière

Effet de la vitesse de coupe – v_c

Vitesse de coupe trop élevée :
Usure en dépouille rapide
Déformation plastique
Mauvaise qualité de trou, tolérances incorrectes

Vitesse de coupe trop basse :
Arête rapportée.
Mauvaise évacuation des copeaux
Temps de coupe prolongé

Effet de l'avance – f_n

Avance élevée :
Fragmentation des copeaux plus difficile
Temps de coupe réduit
Moins d'usure de l'outil, mais risque de rupture
Qualité de trou réduite

Avance faible :
Préférable pour les matières à copeaux longs
Meilleure qualité
Usure de l'outil accélérée
Temps de coupe prolongé

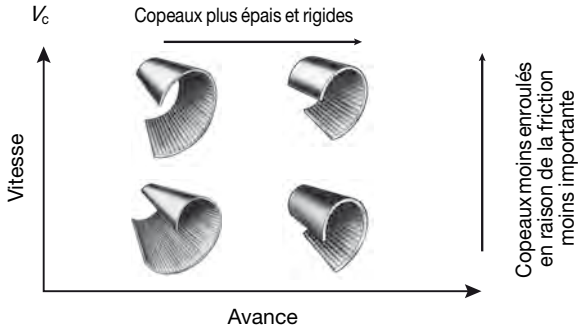

Pour obtenir une bonne qualité de trou

Évacuation des copeaux
L'évacuation des copeaux doit être bonne. Les bourrages de copeaux nuisent à la qualité des trous, à la fiabilité et à la durée de vie de l'outil. La géométrie du foret/des plaquettes et les conditions de coupe sont des paramètres essentiels.

Stabilité, montage de l'outil
Toujours utiliser le foret le plus court possible. Utiliser un porte-foret rigide et précis avec un faux-rond aussi petit que possible. La broche de la machine doit être en bon état et parfaitement alignée. S'assurer que la pièce soit bien bridée et stable. Déterminer l'avance correcte pour les surfaces irrégulières ou avec un angle, de même qu'en cas de trous sécants.

CoroDrill® 860-GM

Valeurs métriques

ISO	Mc No.	Matière	Dureté Brinell HB	Vitesse de coupe, vc (m/min)
P		**Acier non allié**		(min-départ-max)
	P1.1.Z.AN	C = 0.05-0.10%	125	120-145-170
	P1.1.Z.AN	C = 0.1-0.25%	125	120-145-170
	P1.2.Z.AN	C = 0.25-0.55%	150	100-125-150
	P1.3.Z.AN	C = 0.55-0.80%	170	100-125-150
		Acier à haute teneur en carbone		
	P1.3.Z.AN	Acier à outils au carbone	210	100-125-150
		Acier faiblement allié		
	P2.1.Z.AN	Non trempé	175	100-125-150
	P2.5.Z.HT.1	Trempé et revenu	275	80-100-120
	P2.5.Z.HT.2	Trempé et revenu	350	60-80-100
		Acier fortement allié		
	P3.0.Z.AN	Recuit	200	64-77-90
	P3.0.Z.HT.1	Acier à outils trempé	300	64-77-90
		Acier coulé		
	P1.5.C.UT	Acier non allié	150	64-77-90
	P2.6.C.UT	Faiblement allié (éléments d'alliage < 5%)	200	64-77-90

Valeurs en pouces

ISO	Mc No.	Matière	Dureté Brinell HB	Vitesse de coupe (V_c) pieds/min
P		**Acier non allié**		(min-départ-max)
	P1.1.Z.AN	C = 0.05-0.10%	125	393 - 475 - 557
	P1.1.Z.AN	C = 0.1-0.25%	125	393 - 475 - 557
	P1.2.Z.AN	C = 0.25-0.55%	150	328 - 410 - 492
	P1.3.Z.AN	C = 0.55-0.80%	170	328 - 410 - 492
		Acier à haute teneur en carbone		
	P1.3.Z.AN	Acier à outils au carbone	210	328 - 410 - 492
		Acier faiblement allié		
	P2.1.Z.AN	Non trempé	175	328 - 410 - 492
	P2.5.Z.HT.1	Trempé et revenu	275	262 - 328 - 393
	P2.5.Z.HT.2	Trempé et revenu	350	196 - 262 - 328
		Acier fortement allié		
	P3.0.Z.AN	Recuit	200	209 - 252 - 295
	P3.0.Z.HT.1	Acier à outils trempé	300	209 - 252 - 295
		Acier coulé		
	P1.5.C.UT	Acier non allié	150	209 - 252 - 295
	P2.6.C.UT	Faiblement allié (éléments d'alliage < 5%)	200	209 - 252 - 295

Valeurs métriques

ISO	Mc No.	Matière	Dureté Brinell HB	Vitesse de coupe, vc (m/min)
M		**Aciers inoxydables**		(min-départ-max)
	M1.0.Z.AQ	Austénitique	200	30-38-46
	M2.0.Z.AQ	Super austénitique Ni>20%	200	28-36-44
	M3.1.Z.AQ	Duplex (austénitique-ferritique)	230	28-35-42
	M3.2.Z.AQ	Duplex (austénitique-ferritique)	260	26-31-35
	M1.0.C.UT	Austénitique	200	28-36-44
	M2.0.C.AQ	Super austénitique Ni>20%	200	28-36-44
	M3.1.C.AQ	Ferritique	230	24-30-36

Valeurs en pouces

ISO	Mc No.	Matière	Dureté Brinell HB	Vitesse de coupe (V_c) pieds/min
M		**Aciers inoxydables**		(min-départ-max)
	M1.0.Z.AQ	Austénitique	200	98-125-151
	M2.0.Z.AQ	Super austénitique Ni>20%	200	92-118-144
	M3.1.Z.AQ	Duplex (austénitique-ferritique)	230	92-115-138
	M3.2.Z.AQ	Duplex (austénitique-ferritique)	260	85-102-115
	M1.0.C.UT	Austénitique	200	92-118-144
	M2.0.C.AQ	Super austénitique Ni>20%	200	92-118-144
	M3.1.C.AQ	Ferritique	230	79-98-118

FRE

CoroDrill® 860-GM

Valeurs métriques

Diamètre de foret, mm							
3	4	6	8	10	12	16	20
Avance (fn) mm/tr							
(min-départ-max)							
0.06-0.10-0.14	0.10-0.16-0.22	0.15-0.20-0.25	0.16-0.22-0.28	0.20-0.25-0.30	0.20-0.26-0.34	0.24-0.30-0.38	0.26-0.34-0.40
0.06-0.10-0.14	0.10-0.16-0.22	0.15-0.20-0.25	0.16-0.22-0.28	0.20-0.25-0.30	0.20-0.26-0.34	0.24-0.30-0.38	0.26-0.34-0.40
0.06-0.10-0.14	0.10-0.16-0.22	0.15-0.20-0.25	0.16-0.22-0.28	0.20-0.25-0.30	0.20-0.26-0.34	0.24-0.30-0.38	0.26-0.34-0.40
0.06-0.10-0.14	0.10-0.16-0.22	0.15-0.20-0.25	0.16-0.22-0.28	0.20-0.25-0.30	0.20-0.26-0.34	0.24-0.30-0.38	0.26-0.34-0.40
0.06-0.10-0.14	0.10-0.16-0.22	0.15-0.20-0.25	0.16-0.22-0.28	0.20-0.25-0.30	0.20-0.26-0.34	0.24-0.30-0.38	0.26-0.34-0.40
0.06-0.10-0.14	0.10-0.16-0.22	0.15-0.20-0.25	0.16-0.22-0.28	0.20-0.25-0.30	0.20-0.26-0.34	0.24-0.30-0.38	0.26-0.34-0.40
0.06-0.09-0.12	0.08-0.11-0.14	0.10-0.14-0.18	0.12-0.17-0.23	0.14-0.21-0.28	0.17-0.24-0.31	0.20-0.27-0.34	0.23-0.30-0.37
0.06-0.09-0.12	0.08-0.11-0.14	0.10-0.14-0.18	0.12-0.17-0.23	0.14-0.21-0.28	0.17-0.24-0.31	0.20-0.27-0.34	0.23-0.30-0.37
0.06-0.10-0.14	0.10-0.16-0.22	0.15-0.20-0.25	0.16-0.22-0.28	0.20-0.25-0.30	0.20-0.26-0.34	0.24-0.30-0.38	0.26-0.34-0.40
0.06-0.09-0.12	0.08-0.11-0.14	0.10-0.14-0.18	0.12-0.17-0.23	0.14-0.21-0.28	0.17-0.24-0.31	0.20-0.27-0.34	0.23-0.30-0.37
0.06-0.10-0.14	0.10-0.16-0.22	0.15-0.20-0.25	0.16-0.22-0.28	0.20-0.25-0.30	0.20-0.26-0.34	0.24-0.30-0.38	0.26-0.34-0.40
0.06-0.10-0.14	0.10-0.16-0.22	0.15-0.20-0.25	0.16-0.22-0.28	0.20-0.25-0.30	0.20-0.26-0.34	0.24-0.30-0.38	0.26-0.34-0.40

Valeurs en pouces

Diamètre de foret, pouces							
0.1181	0.1575	0.2362	0.315	0.3937	0.4724	0.6299	0.7874
Avance (f_n), pouces/tr							
(min-départ-max)							
.0023-.0039-.0055	.0039-.0062-.0086	.0059-.0078-.0098	.0062-.0086-.0110	.0078-.0098-.0118	.0078-.0102-.0133	.0094-.0118-.0149	.0090-.0118-.0145
.0023-.0039-.0055	.0039-.0062-.0086	.0059-.0078-.0098	.0062-.0086-.0110	.0078-.0098-.0118	.0078-.0102-.0133	.0094-.0118-.0149	.0090-.0118-.0145
.0023-.0039-.0055	.0039-.0062-.0086	.0059-.0078-.0098	.0062-.0086-.0110	.0078-.0098-.0118	.0078-.0102-.0133	.0094-.0118-.0149	.0090-.0118-.0145
.0023-.0039-.0055	.0039-.0062-.0086	.0059-.0078-.0098	.0062-.0086-.0110	.0078-.0098-.0118	.0078-.0102-.0133	.0094-.0118-.0149	.0090-.0118-.0145
.0023-.0039-.0055	.0039-.0062-.0086	.0059-.0078-.0098	.0062-.0086-.0110	.0078-.0098-.0118	.0078-.0102-.0133	.0094-.0118-.0149	.0090-.0118-.0145
.0023-.0039-.0055	.0039-.0062-.0086	.0059-.0078-.0098	.0062-.0086-.0110	.0078-.0098-.0118	.0078-.0102-.0133	.0094-.0118-.0149	.0090-.0118-.0145
.0023-.0035-.0047	.0031-.0043-.0055	.0039-.0055-.0070	.0047-.0066-.0090	.0055-.0082-.0110	.0066-.0094-.0122	.0078-.0106-.0133	.0090-.0118-.0145
.0023-.0035-.0047	.0031-.0043-.0055	.0039-.0055-.0070	.0047-.0066-.0090	.0055-.0082-.0110	.0066-.0094-.0122	.0078-.0106-.0133	.0090-.0118-.0145
.0023-.0039-.0055	.0039-.0062-.0086	.0059-.0078-.0098	.0062-.0086-.0110	.0078-.0098-.0118	.0078-.0102-.0133	.0094-.0118-.0149	.0102-.0133-.0157
.0023-.0035-.0047	.0031-.0043-.0055	.0039-.0055-.0070	.0047-.0066-.0090	.0055-.0082-.0110	.0066-.0094-.0122	.0078-.0106-.0133	.0090-.0118-.0145
.0023-.0039-.0055	.0039-.0062-.0086	.0059-.0078-.0098	.0062-.0086-.0110	.0078-.0098-.0118	.0078-.0102-.0133	.0094-.0118-.0149	.0102-.0133-.0157
.0023-.0039-.0055	.0039-.0062-.0086	.0059-.0078-.0098	.0062-.0086-.0110	.0078-.0098-.0118	.0078-.0102-.0133	.0094-.0118-.0149	.0102-.0133-.0157

Valeurs métriques

Diamètre de foret, mm							
3	4	6	8	10	12	16	20
Avance (fn) mm/tr							
(min-départ-max)							
0.08-0.10-0.12	0.10-0.12-0.14	0.11-0.15-0.17	0.18-0.20-0.22	0.24-0.28-0.32	0.24-0.28-0.32	0.28-0.32-0.36	0.30-0.34-0.38
0.08-0.10-0.12	0.10-0.12-0.14	0.13-0.15-0.17	0.18-0.20-0.22	0.24-0.28-0.32	0.24-0.28-0.32	0.28-0.32-0.36	0.30-0.34-0.38
0.06-0.07-0.09	0.06-0.08-0.10	0.09-0.11-0.13	0.11-0.14-0.17	0.14-0.17-0.20	0.16-0.20-0.24	0.21-0.23-0.25	0.22-0.24-0.26
0.06-0.07-0.09	0.06-0.08-0.10	0.09-0.11-0.13	0.11-0.14-0.17	0.14-0.17-0.20	0.16-0.20-0.24	0.21-0.23-0.25	0.22-0.24-0.26
0.08-0.10-0.12	0.10-0.12-0.14	0.13-0.15-0.17	0.18-0.20-0.22	0.24-0.28-0.32	0.24-0.28-0.32	0.28-0.32-0.36	0.30-0.34-0.38
0.08-0.10-0.12	0.10-0.12-0.14	0.13-0.15-0.17	0.18-0.20-0.22	0.24-0.28-0.32	0.24-0.28-0.32	0.28-0.32-0.36	0.30-0.34-0.38
0.05-0.07-0.09	0.06-0.08-0.10	0.09-0.11-0.13	0.11-0.14-0.17	0.14-0.17-0.20	0.16-0.20-0.24	0.21-0.23-0.25	0.22-0.24-0.26

Valeurs en pouces

Diamètre de foret, pouces							
0.1181	0.1575	0.2362	0.315	0.3937	0.4724	0.6299	0.7874
Avance f_n, pouces/tr							
(min-départ-max)							
.0031-.0039-.0047	.0039-.0047-.0055	.0043-.0059-.0067	.0071-.0079-.0087	.0094-.0110-.0126	.0094-.0110-.0126	.0110-.0126-.0142	.0118-.0134-.0150
.0031-.0039-.0047	.0039-.0047-.0055	.0051-.0059-.0067	.0071-.0079-.0087	.0094-0.011-.0126	.0094-.0110-.0126	.0110-.0126-.0142	.0118-.0134-.0150
.0024-.0028-.0035	.0024-.0031-.0039	.0035-.0043-.0051	.0043-.0055-.0067	.0055-.0067-.0079	.0063-.0079-.0094	.0083-.0091-.0098	.0087-.0094-.0102
.0024-.0028-.0035	.0024-.0031-.0039	.0035-.0043-.0051	.0043-.0055-.0067	.0055-.0067-.0079	.0063-.0079-.0094	.0083-.0091-.0098	.0087-.0094-.0102
.0031-.0039-.0047	.0039-.0047-.0055	.0051-.0059-.0067	.0071-.0079-.0087	.0094-.0110-.0126	.0094-.0110-.0126	.0110-.0126-.0142	.0118-.0134-.0150
.0031-.0039-.0047	.0039-.0047-.0055	.0051-.0059-.0067	.0071-.0079-.0087	.0094-.0110-.0126	.0094-.0110-.0126	.0110-.0126-.0142	.0118-.0134-.0150
.0020-.0028-.0035	.0024-.0031-.0039	.0035-.0043-.0051	.0043-.0055-.0067	.0055-.0067-.0079	.0063-.0079-.0094	.0083-.0091-.0098	.0087-.0094-.0102

CoroDrill® 860-GM

Valeurs métriques

ISO	Mc No.	Matière	Dureté Brinell HB	Vitesse de coupe, vc (m/min)
K		**Fonte malléable**		(min-départ-max)
	K1.1.C.NS	Ferritique Perlitique	200	80-100-120
		Fonte grise		
	K2.1.C.UT	Faible résist. à la traction	180	100-120-140
	K2.2.C.UT	Forte résistance à la traction	245	80-100-120
	K2.3.C.UT	Forte résistance à la traction	175	100-120-140
		Fontes nodulaires		
	K3.1.C.UT	Ferritique	155	100-120-140
	K3.2.C.UT	Perlitique	215	80-100-120
	K3.3.C.UT	Perlitique	265	100-120-140
	K3.5.C.UT	Perlitique	190	100-120-140
	K5.1.C.UT	ADI	300	60-80-100

Valeurs en pouces

ISO	Mc No.	Matière	Dureté Brinell HB	Vitesse de coupe (V_c) pieds/min
K		**Fonte malléable**		(min-départ-max)
	K1.1.C.NS	Ferritique Perlitique	200	262-328-393
		Fonte grise		
	K2.1.C.UT	Faible résist. à la traction	180	328-393-459
	K2.2.C.UT	Forte résistance à la traction	245	262-328-393
	K2.3.C.UT	Forte résistance à la traction	175	328-393-459
		Fontes nodulaires		
	K3.1.C.UT	Ferritique	155	328-393-459
	K3.2.C.UT	Perlitique	215	262-328-393
	K3.3.C.UT	Perlitique	265	328-393-459
	K3.5.C.UT	Perlitique	190	328-393-459
	K5.1.C.UT	ADI	300	196-262-328

Valeurs métriques

ISO	Mc No.	Matière	Dureté Brinell HB	Vitesse de coupe, vc (m/min)
S		**Superalliages réfractaires - A base nickel**		(min-départ-max)
	S2.0.Z.AN	Recuits ou mis en solution	250	15-20-25
	S2.0.Z.AG	Vieilli, ou mis en solution et vieilli	350	10-15-20
	S2.0.C.NS	Coulé, ou coulé et vieilli	320	10-15-20
		Alliages de titane		
	S4.1.Z.UT	Austénitique	200	40-50-60
	S4.2.Z.AN	Recuit	180	40-50-60
	S4.3.Z.AG	Alliages à l'état vieilli	245	30-40-50

Valeurs en pouces

ISO	Mc No.	Matière	Dureté Brinell HB	Vitesse de coupe (V_c) pieds/min
S		**Superalliages réfractaires - A base nickel**		(min-départ-max)
	S2.0.Z.AN	Recuits ou mis en solution	250	49-65-82
	S2.0.Z.AG	Vieilli, ou mis en solution et vieilli	350	32-49-65
	S2.0.C.NS	Coulé, ou coulé et vieilli	320	32-49-65
		Alliages de titane		
	S4.1.Z.UT	Austénitique	200	131-164-196
	S4.2.Z.AN	Recuit	180	131-164-196
	S4.3.Z.AG	Alliages à l'état vieilli	245	98-131-164

FRE

CoroDrill® 860-GM

Valeurs métriques

Diamètre de foret, mm							
3	4	6	8	10	12	16	20
Avance (fn) mm/tr							
(min-départ-max)							
0.08-0.10-0.12	0.10-0.12-0.14	0.12-0.16-0.18	0.16-0.20-0.24	0.20-0.25-0.30	0.22-0.28-0.33	0.25-0.32-0.38	0.27-0.34-0.40
0.10-0.15-0.20	0.14-0.18-0.23	0.16-0.22-0.27	0.20-0.26-0.312	0.26-0.33-0.40	0.30-0.38-0.45	0.34-0.43-0.51	0.36-0.45-0.54
0.08-0.10-0.12	0.10-0.12-0.14	0.12-0.16-0.18	0.16-0.20-0.24	0.20-0.25-0.30	0.22-0.28-0.33	0.25-0.32-0.38	0.27-0.34-0.40
0.10-0.15-0.20	0.14-0.18-0.23	0.16-0.22-0.27	0.20-0.26-0.31	0.26-0.33-0.40	0.30-0.38-0.45	0.34-0.43-0.51	0.36-0.45-0.54
0.10-0.13-0.15	0.12-0.15-0.18	0.16-0.20-0.24	0.20-0.26-0.31	0.26-0.33-0.40	0.30-0.38-0.45	0.34-0.43-0.51	0.36-0.45-0.54
0.08-0.12-0.16	0.12-0.15-0.18	0.14-0.18-0.20	0.18-0.23-0.28	0.20-0.27-0.34	0.24-0.30-0.36	0.25-0.32-0.38	0.27-0.34-0.40
0.08-0.12-0.16	0.12-0.15-0.18	0.14-0.18-0.20	0.18-0.23-0.28	0.20-0.27-0.34	0.24-0.30-0.36	0.25-0.32-0.38	0.27-0.34-0.40
0.10-0.13-0.15	0.12-0.15-0.18	0.16-0.20-0.24	0.20-0.26-0.31	0.26-0.33-0.40	0.30-0.38-0.45	0.34-0.43-0.51	0.36-0.45-0.54
0.08-0.12-0.16	0.12-0.15-0.18	0.14-0.18-0.20	0.18-0.23-0.28	0.20-0.27-0.34	0.24-0.30-0.36	0.25-0.32-0.38	0.27-0.34-0.40

Valeurs en pouces

Diamètre de foret, pouces							
0.1181	0.1575	0.2362	0.315	0.3937	0.4724	0.6299	0.7874
Avance (f_n), pouces/tr							
(min-départ-max)							
.0031-.0039-.0047	.0039-.0047-.0055	.0047-.0062-.0071	.0062-.0078-.0094	.0078-.0098-.0118	.0086-.0110-.0129	.0098-.0125-.0149	.0160-.0133-.0157
.0039-.0059-.0078	.0055-.0070-.0090	.0062-.0086-.0106	.0078-.0102-.0122	.0102-.0129-.0157	.0118-.0149-.0177	.0133-.0169-.0200	.0141-.0177-.0213
.0031-.0039-.0047	.0039-.0047-.0055	.0047-.0062-.0071	.0062-.0078-.0094	.0078-.0098-.0118	.0086-.0110-.0129	.0098-.0125-.0149	.0160-.0133-.0157
.0039-.0059-.0078	.0055-.0070-.0090	.0062-.0086-.0106	.0078-.0102-.0122	.0102-.0129-.0157	.0118-.0149-.0177	.0133-.0169-.0200	.0141-.0177-.0213
.0039-.0051-.0059	.0047-.0059-.0070	0062-.0078-.0094	.0078-.0102-.0122	.0102-.0129-.0157	.0118-.0149-.0177	.0133-.0169-.0200	.0141-.0177-.0213
.0031-.0047-.0062	.0047-.0059-.0070	.0055-.0070-.0078	.0070-.0090-.0110	.0078-.0106-.0133	.0094-.0128-.0141	.0098-.0125-.0149	.0160-.0133-.0157
.0031-.0047-.0062	.0047-.0059-.0070	.0055-.0070-.0078	.0070-.0090-.0110	.0078-.0106-.0133	.0094-.0128-.0141	.0098-.0125-.0149	.0160-.0133-.0157
.0039-.0051-.0059	.0047-.0059-.0070	0062-.0078-.0094	.0078-.0102-.0122	.0102-.0129-.0157	.0118-.0149-.0177	.0133-.0169-.0200	.0141-.0177-.0213
.0031-.0047-.0062	.0047-.0059-.0070	.0055-.0070-.0078	.0070-.0090-.0110	.0078-.0106-.0133	.0094-.0128-.0141	.0098-.0125-.0149	.0160-.0133-.0157

Valeurs métriques

Diamètre de foret, mm							
3	4	6	8	10	12	16	20
Avance (fn) mm/tr							
(min-départ-max)							
0.06-0.08-0.10	0.06-0.08-0.10	0.06-0.08-0.10	0.08-0.10-0.12	0.08-0.10-0.12	0.10-0.12-0.15	0.10-0.12-0.15	0.10-0.12-0.15
0.06-0.08-0.10	0.06-0.08-0.10	0.06-0.08-0.10	0.08-0.10-0.12	0.08-0.10-0.12	0.10-0.12-0.15	0.10-0.12-0.15	0.10-0.12-0.15
0.06-0.08-0.10	0.06-0.08-0.10	0.06-0.08-0.10	0.08-0.10-0.12	0.08-0.10-0.12	0.10-0.12-0.15	0.10-0.12-0.15	0.10-0.12-0.15
0.06-0.08-0.12	0.06-0.08-0.12	0.06-0.08-0.12	0.08-0.12-0.16	0.10-0.14-0.16	0.12-0.16-0.20	0.16-0.20-0.24	0.20-0.25-0.30
0.06-0.08-0.12	0.06-0.08-0.12	0.06-0.08-0.12	0.08-0.12-0.16	0.10-0.14-0.16	0.12-0.16-0.20	0.16-0.20-0.24	0.20-0.25-0.30
0.06-0.08-0.12	0.06-0.08-0.12	0.06-0.08-0.12	0.08-0.12-0.16	0.10-0.14-0.16	0.12-0.16-0.20	0.16-0.20-0.24	0.20-0.25-0.30

Valeurs en pouces

Diamètre de foret, pouces							
0.1181	0.1575	0.2362	0.315	0.3937	0.4724	0.6299	0.7874
Avance (f_n), pouces/tr							
(min-départ-max)							
.0023-.0031-.0039	.0023-.0031-.0039	.0023-.0031-.0039	.0023-.0031-.0039	.0031-.0039-.0047	.0039-.0047-.0059	.0039-.0047-.0059	.0039-.0047-.0059
.0023-.0031-.0039	.0023-.0031-.0039	.0023-.0031-.0039	.0023-.0031-.0039	.0031-.0039-.0047	.0039-.0047-.0059	.0039-.0047-.0059	.0039-.0047-.0059
.0023-.0031-.0039	.0023-.0031-.0039	.0023-.0031-.0039	.0023-.0031-.0039	.0031-.0039-.0047	.0039-.0047-.0059	.0039-.0047-.0059	.0039-.0047-.0059
.0023-.0031-.0051	.0023-.0031-.0039	.0023-.0031-.0039	.0031-.0047-.0062	.0039-.0055-.0062	.0047-.0062-.0078	.0062-.0078-.0094	.0078-.0098-.0118
.0023-.0031-.0051	.0023-.0031-.0039	.0023-.0031-.0039	.0031-.0047-.0062	.0039-.0055-.0062	.0047-.0062-.0078	.0062-.0078-.0094	.0078-.0098-.0118
.0023-.0031-.0051	.0023-.0031-.0039	.0023-.0031-.0039	.0031-.0047-.0062	.0039-.0055-.0062	.0047-.0062-.0078	.0062-.0078-.0094	.0078-.0098-.0118

CoroDrill® 860-GM

Valeurs métriques

ISO	Mc No.	Matière	Dureté Brinell HB	Vitesse de coupe, vc (m/min)
N		**Alliages à base aluminium**		(min-départ-max)
	N1.2.Z.UT	Commercialement pure	60	170-225-280
	N1.2.Z.AG	**Alliages AlSi, Si ≤1%**	100	170-225-280
	N1.3.C.UT	Coulés, inaptes au vieillissement	75	170-225-280
	N1.3.C.AG	Coulé, ou coulé et vieilli	90	160-200-240
	N1.4.C.NS	Alliages coulés AlSi, Si ≥13%	130	120-150-180
		Alliages à base cuivre		
	N3.3.U.UT	Alliages de décolletage (Pb > 1%)	110	110-140-170
	N3.1.U.UT	Alliages de cuivre sans plomb (y compris cuivre électrolytique)	100	100-125-150

Valeurs en pouces

ISO	Mc No.	Matière	Dureté Brinell HB	Vitesse de coupe (V_c) pieds/min
N		**Alliages à base aluminium**		(min-départ-max)
	N1.2.Z.UT	Commercialement pure	60	557-738-918
	N1.2.Z.AG	**Alliages AlSi, Si ≤1%**	100	557-738-918
	N1.3.C.UT	Coulés, inaptes au vieillissement	75	557-738-918
	N1.3.C.AG	Coulé, ou coulé et vieilli	90	524-656-787
	N1.4.C.NS	Alliages coulés AlSi, Si ≥13%	130	393-492-590
		Alliages à base cuivre		
	N3.3.U.UT	Alliages de décolletage (Pb > 1%)	110	360-459-557
	N3.1.U.UT	Alliages de cuivre sans plomb (y compris cuivre électrolytique)	100	328-410-492

Valeurs métriques

ISO	Mc No.	Matière	Dureté	Vitesse de coupe, vc (m/min)
H		**Acier extra dur**		(min-départ-max)
	H1.3.Z.HA	Trempé et revenu	47-60 HRC	15-20-25
	H1.3.Z.HA		47-60 HRC	15-20-25
	H1.1.Z.HA	Trempé et revenu	50 HRC	15-20-25
	H2.0.C.UT.4	Fonte en coquille	64 HRC	12-15-18

Valeurs en pouces

ISO	Mc No.	Matière	Dureté	Vitesse de coupe (V_c) pieds/min
H		**Acier extra dur**		(min-départ-max)
	H1.3.Z.HA	Trempé et revenu	47-60 HRC	49-65-82
	H1.3.Z.HA		47-60 HRC	49-65-82
	H1.1.Z.HA	Trempé et revenu	50 HRC	49-65-82
	H2.0.C.UT.4	Fonte en coquille	64 HRC	39-49-59

FRE

CoroDrill® 860-GM

Valeurs métriques

Diamètre de foret, mm							
3	4	6	8	10	12	16	20
Avance (fn) mm/tr							
(min-départ-max)							
0.10-0.13-0.15	0.12-0.15-0.18	0.16-0.20-0.24	0.20-0.26-0.30	0.26-0.33-0.39	0.22-0.28-0.33	0.25-0.32-0.38	0.27-0.34-0.40
0.10-0.13-0.15	0.12-0.15-0.18	0.16-0.20-0.24	0.20-0.26-0.30	0.26-0.33-0.39	0.22-0.28-0.33	0.25-0.32-0.38	0.27-0.34-0.40
0.10-0.13-0.15	0.12-0.15-0.18	0.16-0.20-0.24	0.20-0.26-0.31	0.26-0.33-0.40	0.30-0.38-0.45	0.34-0.43-0.51	0.36-0.45-0.54
0.08-0.10-0.12	0.10-0.12-0.14	0.12-0.16-0.18	0.16-0.20-0.24	0.20-0.25-0.30	0.22-0.28-0.33	0.25-0.32-0.38	0.27-0.34-0.40
0.10-0.13-0.15	0.10-0.12-0.14	0.16-0.20-0.24	0.20-0.26-0.31	0.26-0.33-0.40	0.30-0.38-0.45	0.34-0.43-0.51	0.36-0.45-0.54
0.10-0.13-0.15	0.12-0.15-0.18	0.16-0.20-0.24	0.20-0.26-0.31	0.26-0.33-0.40	0.30-0.38-0.45	0.34-0.43-0.51	0.36-0.45-0.54
0.08-0.10-0.12	0.10-0.12-0.14	0.12-0.16-0.18	0.16-0.20-0.24	0.20-0.25-0.30	0.22-0.28-0.33	0.25-0.32-0.38	0.27-0.34-0.40

Valeurs en pouces

Diamètre de foret, pouces							
0.1181	0.1575	0.2362	0.315	0.3937	0.4724	0.6299	0.7874
Avance (f_n), pouces/tr							
(min-départ-max)							
.0039-.0051-.0060	.0047-.0059-.0070	.0062-.0078-.0094	.0078-.0102-.0122	.0102-.0129-.0153	.0086-.0110-.0129	.0098-.0125-.0149	.0106-.0133-.0157
.0039-.0051-.0060	.0047-.0059-.0070	.0062-.0078-.0094	.0078-.0102-.0122	.0102-.0129-.0153	.0086-.0110-.0129	.0098-.0125-.0149	.0106-.0133-.0157
.0039-.0051-.0060	.0047-.0059-.0070	.0062-.0078-.0094	.0078-.0102-.0122	.0102-.0129-.0167	.0118-.0149-.0178	.0134-.0169-.0201	.0141-.0177-.0212
.0031-.0039-.0048	.0039-.0047-.0055	.0047-.0062-.0070	.0062-.0078-.0094	.0078-.0098-.0118	.0086-.0110-.0129	.0098-.0125-.0149	.0106-.0133-.0157
.0039-.0051-.0060	.0047-.0059-.0070	.0062-.0078-.0094	.0078-.0102-.0122	.0102-.0129-.0167	.0118-.0149-.0178	.0134-.0169-.0201	.0141-.0177-.0212
.0039-.0051-.0060	.0047-.0059-.0070	.0062-.0078-.0094	.0078-.0102-.0122	.0102-.0129-.0167	.0118-.0149-.0178	.0134-.0169-.0201	.0141-.0177-.0212
.0031-.0039-.0048	.0039-.0047-.0055	.0047-.0062-.0070	.0062-.0078-.0094	.0078-.0098-.0118	.0086-.0110-.0129	.0098-.0125-.0149	.0106-.0133-.0157

Valeurs métriques

Diamètre de foret, mm							
3	4	6	8	10	12	16	20
Avance (fn) mm/tr							
(min-départ-max)							
0.06-0.08-0.10	0.06-0.08-0.10	0.06-0.08-0.10	0.08-0.10-0.12	0.10-0.12-0.15	0.12-0.15-0.18	0.12-0.15-0.18	0.12-0.15-0.18
0.06-0.08-0.10	0.06-0.08-0.10	0.06-0.08-0.10	0.08-0.10-0.12	0.10-0.11-0.13	0.10-0.11-0.13	0.12-0.13-0.15	0.12-0.13-0.15
0.06-0.08-0.10	0.06-0.08-0.10	0.06-0.08-0.10	0.08-0.10-0.12	0.10-0.12-0.15	0.12-0.15-0.18	0.12-0.15-0.18	0.12-0.15-0.18
0.06-0.08-0.10	0.06-0.08-0.10	0.06-0.08-0.10	0.08-0.10-0.12	0.10-0.11-0.13	0.10-0.11-0.13	0.12-0.13-0.15	0.12-0.13-0.15

Valeurs en pouces

Diamètre de foret, pouces							
0.1181	0.1575	0.2362	0.315	0.3937	0.4724	0.6299	0.7874
Avance (f_n), pouces/tr							
(min-départ-max)							
.0023-.0031-.0039	.0023-.0031-.0039	.0023-.0031-.0039	.0031-.0039-.0047	.0039-.0047-.0059	.0047-.0059-.0070	.0047-.0059-.0070	.0047-.0059-.0070
.0023-.0031-.0039	.0023-.0031-.0039	.0023-.0031-.0039	.0031-.0039-.0047	.0039-.0043-.0051	.0039-.0043-.0051	.0047-.0051-.0059	.0047-.0051-.0059
.0023-.0031-.0039	.0023-.0031-.0039	.0023-.0031-.0039	.0031-.0039-.0047	.0039-.0047-.0059	.0047-.0059-.0070	.0047-.0059-.0070	.0047-.0059-.0070
.0023-.0031-.0039	.0023-.0031-.0039	.0023-.0031-.0039	.0031-.0039-.0047	.0039-.0043-.0051	.0039-.0043-.0051	.0047-.0051-.0059	.0047-.0051-.0059

CoroDrill® 860-PM

Adduction interne de liquide de coupe, valeurs métriques

3 – 8 × DC

ISO	MC No.	Matière	Dureté Brinell HB	Nuance	Vitesse de coupe (V_c), m/min
P		**Acier non allié**			(min-départ-max)
	P1.1.Z.AN	C = 0.05–0.10 %	125	4234	140-200-250
	P1.1.Z.AN	C = 0.1–0.25%	125	4234	140-200-250
	P1.2.Z.AN	C = 0.25–0.55%	150	4234	140-180-250
	P1.3.Z.AN	C = 0.55–0.80%	170	4234	140-180-250
		Acier à haute teneur en carbone			
	P1.3.Z.AN	Acier à outils au carbone	210	4234	150-170-220
		Acier faiblement allié			
	P2.1.Z.AN	Non trempé	175	4234	120-170-240
	P2.5.Z.HT	Trempé et revenu	275	4234	80-110-140
	P2.5.Z.HT	Trempé et revenu	350	4234	60-80-100
		Acier fortement allié			
	P3.0.Z.AN	Recuit	200	4234	60-120-140
	P3.0.Z.HT	Acier à outils trempé	300	4234	60-80-100
		Acier coulé			
	P1.5.C.UT	Non allié	150	4234	120-170-210
	P2.6.C.UT	Faiblement allié (éléments d'alliage ≤5%)	200	4234	120-160-220

CoroDrill® 860-NM

2 – 3 x DC

ISO	MC No.	Matière	Vitesse de coupe (V_c), m/min
N		**Alliages à base aluminium**	(min-départ-max)
	N1.1.Z.UT	Pur commercial	320-400-480
	N1.2.C.NS		320-400-480
	N1.2.S.UT		320-400-480
	N1.2.Z.AG	Alliages AlSi, Si ≤1%	320-400-480
	N1.2.Z.UT	Forgés ou forgés et travaillés à froid, non vieillissants	320-400-480
	N1.3.C.AG	Coulé, ou coulé et vieilli	240-300-360
	N1.3.C.UT	Coulés, inaptes au vieillissement	320-400-480
	N1.4.C.NS	Alliages coulés AlSi, Si ≥13%	200-250-300
	N2.0.C.UT	**Alliages à base magnésium**	200-250-300

7 – 8 × DC

ISO	MC No.	Matière	Vitesse de coupe (V_c), m/min
N		**Alliages à base aluminium**	(min-départ-max)
	N1.1.Z.UT	Pur commercial	320-400-480
	N1.2.C.NS		320-400-480
	N1.2.S.UT		320-400-480
	N1.2.Z.AG	Alliages AlSi, Si ≤1%	320-400-480
	N1.2.Z.UT	Forgés ou forgés et travaillés à froid, non vieillissants	320-400-480
	N1.3.C.AG	Coulé, ou coulé et vieilli	240-300-360
	N1.3.C.UT	Coulés, inaptes au vieillissement	320-400-480
	N1.4.C.NS	Alliages coulés AlSi, Si ≥13%	200-250-300
	N2.0.C.UT	**Alliages à base magnésium**	200-250-300

Les conditions de coupe recommandées sont valables avec arrosage par l'intérieur afin d'obtenir les meilleures performances

Pression nécessaire 15 bars minimum

Avec arrosage par l'extérieur :
- il est important de régler les conditions de coupe afin d'obtenir une bonne formation et évacuation des copeaux
- il peut être nécessaire de réduire la vitesse de pénétration par rapport à ce qui est possible avec l'arrosage par l'intérieur

CoroDrill® 860-PM

Adduction interne de liquide de coupe, valeurs métriques

3 – 8 × DC

Diamètre de foret, mm							
3	4	6	8	10	12	16	20
Avance (f_n), mm/tr							
(min-départ-max)							
0.06-0.10-0.20	0.10-0.14-0.24	0.12-0.18-0.28	0.14-0.22-0.32	0.15-0.24-0.39	0.18-0.27-0.42	0.21-0.30-0.45	0.24-0.33-0.48
0.06-0.10-0.20	0.10-0.14-0.24	0.12-0.18-0.28	0.14-0.22-0.32	0.15-0.24-0.39	0.18-0.27-0.42	0.21-0.30-0.45	0.24-0.33-0.48
0.06-0.10-0.20	0.10-0.14-0.24	0.12-0.18-0.28	0.14-0.22-0.32	0.15-0.24-0.39	0.18-0.27-0.42	0.21-0.30-0.45	0.24-0.33-0.48
0.06-0.10-0.20	0.10-0.14-0.24	0.12-0.18-0.28	0.14-0.22-0.32	0.15-0.24-0.39	0.18-0.27-0.42	0.21-0.30-0.45	0.24-0.33-0.48
0.06-0.10-0.20	0.10-0.14-0.24	0.12-0.18-0.28	0.14-0.22-0.32	0.15-0.24-0.39	0.18-0.27-0.42	0.21-0.30-0.45	0.24-0.33-0.48
0.06-0.10-0.20	0.10-0.14-0.24	0.12-0.18-0.28	0.14-0.22-0.30	0.15-0.24-0.39	0.18-0.27-0.42	0.21-0.30-0.45	0.24-0.33-0.48
0.08-0.14-0.20	0.14-0.18-0.24	0.18-0.24-0.32	0.20-0.28-0.36	0.20-0.32-0.40	0.22-0.36-0.44	0.24-0.40-0.48	0.26-0.44-0.50
0.08-0.12-0.18	0.14-0.16-0.22	0.18-0.22-0.30	0.20-0.25-0.33	0.20-0.29-0.37	0.22-0.33-0.41	0.24-0.36-0.42	0.26-0.40-0.48
0.08-0.14-0.22	0.10-0.18-0.24	0.12-0.20-0.26	0.15-0.22-0.28	0.16-0.24-0.32	0.18-0.28-0.40	0.20-0.30-0.42	0.22-0.32-0.44
0.08-0.12-0.16	0.10-0.15-0.18	0.12-0.18-0.22	0.15-0.20-0.28	0.16-0.22-0.32	0.18-0.26-0.36	0.20-0.28-0.40	0.22-0.30-0.42
0.06-0.10-0.20	0.10-0.14-0.24	0.12-0.18-0.28	0.14-0.22-0.30	0.15-0.24-0.39	0.18-0.27-0.42	0.21-0.30-0.45	0.24-0.33-0.48
0.06-0.10-0.20	0.10-0.14-0.24	0.12-0.18-0.28	0.14-0.22-0.30	0.15-0.24-0.39	0.18-0.27-0.42	0.21-0.30-0.45	0.24-0.33-0.48

CoroDrill® 860-NM

2 – 3 x DC

Diamètre de foret, mm							
3	4	6	8	10	12	16	20
Avance (f_n), mm/tr							
(min-départ-max)							
0.20-0.25-0.30	0.260-0.325-0.390	0.426-0.533-0.639	0.64-0.80-0.96	0.8-1.0-1.2	0.88-1.20-1.44	0.96-1.20-1.44	0.96-1.20-1.44
0.20-0.25-0.30	0.260-0.325-0.390	0.426-0.533-0.639	0.64-0.80-0.96	0.8-1.0-1.2	0.88-1.20-1.44	0.96-1.20-1.44	0.96-1.20-1.44
0.20-0.25-0.30	0.260-0.325-0.390	0.426-0.533-0.639	0.64-0.80-0.96	0.8-1.0-1.2	0.88-1.20-1.44	0.96-1.20-1.44	0.96-1.20-1.44
0.20-0.25-0.30	0.260-0.325-0.390	0.426-0.533-0.639	0.64-0.80-0.96	0.8-1.0-1.2	0.88-1.20-1.44	0.96-1.20-1.44	0.96-1.20-1.44
0.20-0.25-0.30	0.260-0.325-0.390	0.426-0.533-0.639	0.64-0.80-0.96	0.8-1.0-1.2	0.88-1.20-1.44	0.96-1.20-1.44	0.96-1.20-1.44
0.20-0.25-0.30	0.260-0.325-0.390	0.426-0.533-0.639	0.64-0.80-0.96	0.8-1.0-1.2	0.88-1.20-1.44	0.96-1.20-1.44	0.96-1.20-1.44
0.20-0.25-0.30	0.260-0.325-0.390	0.426-0.533-0.639	0.64-0.80-0.96	0.8-1.0-1.2	0.88-1.20-1.44	0.96-1.20-1.44	0.96-1.20-1.44
0.144-0.180-0.216	0.176-0.220-0.264	0.254-0.317-0.380	0.344-0.430-0.516	0.44-0.55-0.66	0.56-0.70-0.84	0.56-0.70-0.84	0.592-0.740-0.888
0.144-0.180-0.216	0.176-0.220-0.264	0.254-0.317-0.380	0.344-0.430-0.516	0.44-0.55-0.66	0.56-0.70-0.84	0.56-0.70-0.84	0.592-0.740-0.888

7 – 8 × DC

Diamètre de foret, mm							
3	4	6	8	10	12	16	20
Avance (f_n), mm/tr							
(min-départ-max)							
0.144-0.18-0.216	0.176-0.220-0.264	0.254-0.317-0.380	0.344-0.430-0.516	0.44-0.55-0.66	0.56-0.70-0.84	0.56-0.70-0.84	0.592-0.740-0.888
0.144-0.18-0.216	0.176-0.220-0.264	0.254-0.317-0.380	0.344-0.430-0.516	0.44-0.55-0.66	0.56-0.70-0.84	0.56-0.70-0.84	0.592-0.740-0.888
0.144-0.18-0.216	0.176-0.220-0.264	0.254-0.317-0.380	0.344-0.430-0.516	0.44-0.55-0.66	0.56-0.70-0.84	0.56-0.70-0.84	0.592-0.740-0.888
0.144-0.18-0.216	0.176-0.220-0.264	0.254-0.317-0.380	0.344-0.430-0.516	0.44-0.55-0.66	0.56-0.70-0.84	0.56-0.70-0.84	0.592-0.740-0.888
0.144-0.18-0.216	0.176-0.220-0.264	0.254-0.317-0.380	0.344-0.430-0.516	0.44-0.55-0.66	0.56-0.70-0.84	0.56-0.70-0.84	0.592-0.740-0.888
0.144-0.18-0.216	0.176-0.220-0.264	0.254-0.317-0.380	0.344-0.430-0.516	0.44-0.55-0.66	0.56-0.70-0.84	0.56-0.70-0.84	0.592-0.740-0.888
0.144-0.18-0.216	0.176-0.220-0.264	0.254-0.317-0.380	0.344-0.430-0.516	0.44-0.55-0.66	0.56-0.70-0.84	0.56-0.70-0.84	0.592-0.740-0.888
0.12-0.15-0.18	0.144-0.180-0.216	0.20-0.25-0.30	0.264-0.330-0.396	0.336-0.420-0.504	0.384-0.480-0.576	0.44-0.55-0.66	0.464-0.580-0.696
0.12-0.15-0.18	0.144-0.180-0.216	0.20-0.25-0.30	0.264-0.330-0.396	0.336-0.420-0.504	0.384-0.480-0.576	0.44-0.55-0.66	0.464-0.580-0.696

CoroDrill® 860-PM

Adduction interne de liquide de coupe, valeurs en pouces

3 – 8 × DC

ISO	MC No.	Matière	Dureté Brinell HB	Nuance	Vitesse de coupe (v_c), pieds/min
P		**Acier non allié**			(min-départ-max)
	P1.1.Z.AN	C = 0.05–0.10 %	125	4234	460-655-820
	P1.1.Z.AN	C = 0.1–0.25%	125	4234	460-655-820
	P1.2.Z.AN	C = 0.25–0.55%	150	4234	460-590-820
	P1.3.Z.AN	C = 0.55–0.80%	170	4234	460-590-755
		Acier à haute teneur en carbone			
	P1.3.Z.AN	Acier à outils au carbone	210	4234	490-560-720
		Acier faiblement allié			
	P2.1.Z.AN	Non trempé	175	4234	395-560-785
	P2.5.Z.HT	Trempé et revenu	275	4234	260-360-460
	P2.5.Z.HT	Trempé et revenu	350	4234	195-260-330
		Acier fortement allié			
	P3.0.Z.AN	Recuit	200	4234	195-395-460
	P3.0.Z.HT	Acier à outils trempé	300	4234	195-260-330
		Acier coulé			
	P1.5.C.UT	Non allié	150	4234	395-560-690
	P2.6.C.UT	Faiblement allié (éléments d'alliage ≤5%)	200	4234	395-525-720

CoroDrill® 860-NM

2 – 3 x DC

ISO	MC No.	Matière	Vitesse de coupe (v_c), pieds/min
N		**Alliages à base aluminium**	(min-départ-max)
	N1.1.Z.UT	Pur commercial	1050-1312-1575
	N1.2.C.NS		1050-1312-1575
	N1.2.S.UT		1050-1312-1575
	N1.2.Z.AG	Alliages AlSi, Si ≤1%	1050-1312-1575
	N1.2.Z.UT	Forgés ou forgés et travaillés à froid, non vieillissants	1050-1312-1575
	N1.3.C.AG	Coulé, ou coulé et vieilli	787-984-1181
	N1.3.C.UT	Coulés, inaptes au vieillissement	1050-1312-1575
	N1.4.C.NS	Alliages coulés AlSi, Si ≥13%	656-820-984
	N2.0.C.UT	**Alliages à base magnésium**	656-820-984

7 – 8 × DC

ISO	MC No.	Matière	Vitesse de coupe (v_c), pieds/min
N		**Alliages à base aluminium**	(min-départ-max)
	N1.1.Z.UT	Pur commercial	1050-1312-1575
	N1.2.C.NS		1050-1312-1575
	N1.2.S.UT		1050-1312-1575
	N1.2.Z.AG	Alliages AlSi, Si ≤1%	1050-1312-1575
	N1.2.Z.UT	Forgés ou forgés et travaillés à froid, non vieillissants	1050-1312-1575
	N1.3.C.AG	Coulé, ou coulé et vieilli	787-984-1181
	N1.3.C.UT	Coulés, inaptes au vieillissement	1050-1312-1575
	N1.4.C.NS	Alliages coulés AlSi, Si ≥13%	656-820-984
	N2.0.C.UT	**Alliages à base magnésium**	656-820-984

Les conditions de coupe recommandées sont valables avec arrosage par l'intérieur afin d'obtenir les meilleures performances

Pression nécessaire 15 bars minimum

Avec arrosage par l'extérieur :
- il est important de régler les conditions de coupe afin d'obtenir une bonne formation et évacuation des copeaux
- il peut être nécessaire de réduire la vitesse de pénétration par rapport à ce qui est possible avec l'arrosage par l'intérieur

FRE

CoroDrill® 860-PM

Adduction interne de liquide de coupe, valeurs en pouces

3 – 8 × DC

Diamètre de foret, pouces							
.1181	.1575	.2362	.3150	.3937	.4724	.6299	.7874
Avance (f_n), pouces/tr							
(min-départ-max)							
.0024-.0039-.0079	.0039-.0055-.0094	.0047-.0071-.0110	.0055-.0087-.0126	.0059-.0094-.0154	.0071-.0106-.0165	.0083-.0118-.0177	.0094-.0130-.0189
.0024-.0039-.0079	.0039-.0055-.0094	.0047-.0071-.0110	.0055-.0087-.0126	.0059-.0094-.0154	.0071-.0106-.0165	.0083-.0118-.0177	.0094-.0130-.0189
.0024-.0039-.0079	.0039-.0055-.0094	.0047-.0071-.0110	.0055-.0087-.0126	.0059-.0094-.0154	.0071-.0106-.0165	.0083-.0118-.0177	.0094-.0130-.0189
.0024-.0039-.0079	.0039-.0055-.0094	.0047-.0071-.0110	.0055-.0087-.0126	.0059-.0094-.0154	.0071-.0106-.0165	.0083-.0118-.0177	.0094-.0130-.0189
.0024-.0039-.0079	.0039-.0055-.0094	.0047-.0071-.0110	.0055-.0087-.0126	.0059-.0094-.0154	.0071-.0106-.0165	.0083-.0118-.0177	.0094-.0130-.0189
.0031-.0039-.0079	.0039-.0055-.0094	.0047-.0071-.0110	.0055-.0087-.0118	.0059-.0094-.0154	.0071-.0106-.0165	.0083-.0118-.0177	.0094-.0130-.0189
.0031-.0055-.0079	.0055-.0071-.0094	.0071-.0094-.0126	.0079-.0110-.0142	.0079-.0126-.0157	.0087-.0142-.0173	.0094-.0157-.0189	.0102-.0173-.0197
.0031-.0047-.0071	.0055-.0063-.0087	.0071-.0087-.0118	.0079-.0098-.0130	.0079-.0114-.0146	.0087-.0130-.0161	.0094-.0142-.0165	.0105-.0157-.0189
.0031-.0055-.0087	.0039-.0071-.0094	.0047-.0079-.0102	.0059-.0087-.0110	.0063-.0094-.0126	.0071-.0110-.0157	.0079-.0118-.0165	.0087-.0126-.0173
.0031-.0047-.0063	.0039-.0059-.0071	.0047-.0071-.0087	.0059-.0079-.0110	.0063-.0087-.0126	.0071-.0102-.0142	.0079-.0110-.0157	.0087-.0118-.0165
.0031-.0039-.0079	.0039-.0055-.0094	.0047-.0071-.0110	.0055-.0087-.0118	.0059-.0094-.0154	.0071-.0106-.0165	.0083-.0118-.0177	.0094-.0130-.0189
.0031-.0039-.0079	.0039-.0055-.0094	.0047-.0071-.0110	.0055-.0087-.0118	.0059-.0094-.0154	.0071-.0106-.0165	.0083-.0118-.0177	.0094-.0130-.0189

CoroDrill® 860-NM

2 – 3 x DC

Diamètre de foret, pouces							
.1181	.1575	.2362	.3150	.3937	.4724	.6299	.7874
Avance (f_n), pouces/tr							
(min-départ-max)							
.0079-.0098-.0118	.0102-.0128-.0154	.0168-.0210-.0252	.0252-.0315-.0378	.0346-.0315-.0378	.0346-.0433-.0520	.0378-.0472-.0567	.0378-.0472-.0567
.0079-.0098-.0118	.0102-.0128-.0154	.0168-.0210-.0252	.0252-.0315-.0378	.0346-.0315-.0378	.0346-.0433-.0520	.0378-.0472-.0567	.0378-.0472-.0567
.0079-.0098-.0118	.0102-.0128-.0154	.0168-.0210-.0252	.0252-.0315-.0378	.0346-.0315-.0378	.0346-.0433-.0520	.0378-.0472-.0567	.0378-.0472-.0567
.0079-.0098-.0118	.0102-.0128-.0154	.0168-.0210-.0252	.0252-.0315-.0378	.0346-.0315-.0378	.0346-.0433-.0520	.0378-.0472-.0567	.0378-.0472-.0567
.0079-.0098-.0118	.0102-.0128-.0154	.0168-.0210-.0252	.0252-.0315-.0378	.0346-.0315-.0378	.0346-.0433-.0520	.0378-.0472-.0567	.0378-.0472-.0567
.0079-.0098-.0118	.0102-.0128-.0154	.0168-.0210-.0252	.0252-.0315-.0378	.0346-.0315-.0378	.0346-.0433-.0520	.0378-.0472-.0567	.0378-.0472-.0567
.0079-.0098-.0118	.0102-.0128-.0154	.0168-.0210-.0252	.0252-.0315-.0378	.0346-.0315-.0378	.0346-.0433-.0520	.0378-.0472-.0567	.0378-.0472-.0567
.0057-.0071-.0085	.0069-.0087-.0104	.0100-.0125-.0150	.0135-.0169-.0203	.0220-.0169-.0203	.0220-.0276-.0331	.0220-.0276-.0331	.0233-.0291-.0350
.0057-.0071-.0085	.0069-.0087-.0104	.0100-.0125-.0150	.0135-.0169-.0203	.0220-.0169-.0203	.0220-.0276-.0331	.0220-.0276-.0331	.0233-.0291-.0350

7 – 8 × DC

Diamètre de foret, pouces							
.1181	.1575	.2362	.3150	.3937	.4724	.6299	.7874
Avance (f_n), pouces/tr							
(min-départ-max)							
.0057-.0071-.0085	.0069-.0087-.0104	.0100-.0125-.0150	.0135-.0169-.0203	.0173-.0217-.0260	.0220-.0276-.0331	.0220-.0276-.0331	.0233-.0291-.0350
.0057-.0071-.0085	.0069-.0087-.0104	.0100-.0125-.0150	.0135-.0169-.0203	.0173-.0217-.0260	.0220-.0276-.0331	.0220-.0276-.0331	.0233-.0291-.0350
.0057-.0071-.0085	.0069-.0087-.0104	.0100-.0125-.0150	.0135-.0169-.0203	.0173-.0217-.0260	.0220-.0276-.0331	.0220-.0276-.0331	.0233-.0291-.0350
.0057-.0071-.0085	.0069-.0087-.0104	.0100-.0125-.0150	.0135-.0169-.0203	.0173-.0217-.0260	.0220-.0276-.0331	.0220-.0276-.0331	.0233-.0291-.0350
.0057-.0071-.0085	.0069-.0087-.0104	.0100-.0125-.0150	.0135-.0169-.0203	.0173-.0217-.0260	.0220-.0276-.0331	.0220-.0276-.0331	.0233-.0291-.0350
.0057-.0071-.0085	.0069-.0087-.0104	.0100-.0125-.0150	.0135-.0169-.0203	.0173-.0217-.0260	.0220-.0276-.0331	.0220-.0276-.0331	.0233-.0291-.0350
.0057-.0071-.0085	.0069-.0087-.0104	.0100-.0125-.0150	.0135-.0169-.0203	.0173-.0217-.0260	.0220-.0276-.0331	.0220-.0276-.0331	.0233-.0291-.0350
.0047-.0059-.0071	.0057-.0071-.0085	.0079-.0098-.0118	.0104-.0130-.0156	.0132-.0165-.0198	.0151-.0189-.0227	.0173-.0217-.0260	.0183-.0228-.0274
.0047-.0059-.0071	.0057-.0071-.0085	.0079-.0098-.0118	.0104-.0130-.0156	.0132-.0165-.0198	.0151-.0189-.0227	.0173-.0217-.0260	.0183-.0228-.0274

CoroDrill® 860-MM

Adduction interne de liquide de coupe

Valeurs métriques

ISO	MC No.	Matière	Dureté Brinell HB	Vitesse de coupe (V_c), m/min	
M		**Aciers inoxydables austénitiques**		(min-départ-max)	
	M1.0.C.UT	Coulé, non traité	165	48 - 60 - 72	
	M1.0.Z.AQ	Recuit/trempé	200	48 - 60 - 72	
	M1.0.Z.PH	Durci par précipitation	350	44 - 55 - 66	
	M1.1.Z.AQ	Usinabilité améliorée	165	48 - 60 - 72	
	M1.2.Z.AQ	Décolletage	200	48 - 60 - 72	
	M1.3.C.AQ	Stabilisé Ti+coulé	200	48 - 60 - 72	
	M1.3.Z.AQ	Stabilisé Ti	200	48 - 60 - 72	
	M1.4.Z.AQ	Grande résistance	250	64 - 80 - 96	
		Acier inoxydable super austénitique (Ni>20%)			
	M2.0.C.AQ	Coulé+recuit/trempé	165	48 - 60 - 72	
	M2.0.Z.AQ	Recuit/trempé	200	48 - 60 - 72	
		Aciers inoxydables duplex (austénitiques/ferritiques)			
	M3.1.Z.AQ	>60% ferrite (N<0.10%)	250	64 - 80 - 96	
	M3.2.Z.AQ	<60% ferrite (N≥0.10%)	250	64 - 80 - 96	

Valeurs en pouces

ISO	MC No.	Matière	Dureté Brinell HB	Vitesse de coupe (V_c) pieds/min	
M		**Aciers inoxydables austénitiques**		(min-départ-max)	
	M1.0.C.UT	Coulé, non traité	165	157 - 197 - 236	
	M1.0.Z.AQ	Recuit/trempé	200	157 - 197 - 236	
	M1.0.Z.PH	Durci par précipitation	350	144 - 180 - 217	
	M1.1.Z.AQ	Usinabilité améliorée	165	157 - 197 - 236	
	M1.2.Z.AQ	Décolletage	200	157 - 197 - 236	
	M1.3.C.AQ	Stabilisé Ti+coulé	200	157 - 197 - 236	
	M1.3.Z.AQ	Stabilisé Ti	200	157 - 197 - 236	
	M1.4.Z.AQ	Grande résistance	250	210 - 262 - 315	
		Acier inoxydable super austénitique (Ni>20%)			
	M2.0.C.AQ	Coulé+recuit/trempé	165	157 - 197 - 236	
	M2.0.Z.AQ	Recuit/trempé	200	157 - 197 - 236	
		Aciers inoxydables duplex (austénitiques/ferritiques)			
	M3.1.Z.AQ	>60% ferrite (N<0.10%)	250	210 - 262 - 315	
	M3.2.Z.AQ	<60% ferrite (N≥0.10%)	250	210 - 262 - 315	

Les conditions de coupe recommandées sont valables avec arrosage par l'intérieur afin d'obtenir les meilleures performances

Pression nécessaire 15 bars minimum

Avec arrosage par l'extérieur :
- il est important de régler les conditions de coupe afin d'obtenir une bonne formation et évacuation des copeaux
- il peut être nécessaire de réduire la vitesse de pénétration par rapport à ce qui est possible avec l'arrosage par l'intérieur

CoroDrill® 860-MM

Adduction interne de liquide de coupe

Valeurs métriques

Diamètre de foret, mm							
3	4	6	8	10	12	16	
Avance (f_n), mm/tr							
(min-départ-max)							
0.058-0.072-0.086	0.073-0.091-0.109	0.103-0.129-0.155	0.134-0.168-0.202	0.134-0.168-0.202	0.162-0.202-0.242	0.214-0.268-0.322	
0.080-0.100-0.120	0.080-0.100-0.120	0.088-0.110-0.132	0.096-0.120-0.144	0.112-0.140-0.168	0.128-0.160-0.192	0.160-0.200-0.240	
0.032-0.040-0.048	0.032-0.040-0.048	0.058-0.073-0.088	0.096-0.120-0.144	0.122-0.140-0.168	0.128-0.160-0.192	0.160-0.200-0.240	
0.058-0.072-0.086	0.073-0.091-0.109	0.103-0.129-0.155	0.134-0.168-0.202	0.134-0.168-0.202	0.162-0.202-0.242	0.214-0.268-0.322	
0.080-0.100-0.120	0.080-0.100-0.120	0.088-0.110-0.132	0.096-0.120-0.144	0.112-0.140-0.168	0.128-0.160-0.192	0.160-0.200-0.240	
0.080- 0.100-0.120	0.080-0.100-0.120	0.088-0.110-0.132	0.096-0.120-0.144	0.112-0.140-0.168	0.128-0.160-0.192	0.160-0.200-0.240	
0.080-0.100-0.120	0.080-0.100-0.120	0.088-0.110-0.132	0.096-0.120-0.144	0.112-0.140-0.168	0.128-0.160-0.192	0.160-0.200-0.240	
0.080-0.100-0.120	0.080-0.100-0.120	0.088-0.110-0.132	0.096-0.120-0.144	0.112-0.140-0.168	0.128-0.160-0.192	0.160-0.200-0.240	
0.058-0.072-0.086	0.073-0.091-0.109	0.103-0.129-0.155	0.134-0.168-0.202	0.134-0.168-0.202	0.162-0.202-0.242	0.214-0.268-0.322	
0.080-0.100-0.120	0.080-0.100-0.120	0.088-0.110-0.132	0.096-0.120-0.144	0.112-0.140-0.168	0.128-0.160-0.192	0.160-0.200-0.240	
0.080-0.100-0.120	0.080-0.100-0.120	0.088-0.110-0.132	0.096-0.120-0.144	0.112-0.140-0.168	0.128-0.160-0.192	0.160-0.200-0.240	
0.080-0.100-0.120	0.080-0.100-0.120	0.088-0.110-0.132	0.096-0.120-0.144	0.112-0.140-0.168	0.128-0.160-0.192	0.160-0.200-0.240	

Valeurs en pouces

Diamètre de foret, pouces							
.1181	.1575	.2362	.315	.3937	.4724	.6299	
Avance (f_n), pouces/tr							
(min-départ-max)							
.0023-.0028-.0034	.0029-.0036-.0043	.0041-.0051-.0061	.0053-.0066-.0080	.0053-.0066-.0080	.0064-.0080-.0095	.0084-.0106-.0127	
.0031-.0039-.0047	.0031-.0039-.0047	.0035-.0043-.0052	.0038-.0047-.0057	.0044-.0055-.0066	.0050-.0063-.0076	.0063-.0079-.0094	
.0013-.0016-.0019	.0013-.0016-.0019	.0023-.0029-.0035	.0038-.0047-.0057	.0044-.0055-.0066	.0050-.0063-.0076	.0063-.0079-.0094	
.0023-.0028-.0034	.0029-.0036-.0043	.0041-.0051-.0061	.0053-.0066-.0080	.0053-.0066-.0080	.0064-.0080-.0095	.0084-.0106-.0127	
.0031-.0039-.0047	.0031-.0039-.0047	.0035-.0043-.0052	.0038-.0047-.0057	.0044-.0055-.0066	.0050-.0063-.0076	.0063-.0079-.0094	
.0031-.0039-.0047	.0031-.0039-.0047	.0035-.0043-.0052	.0038-.0047-.0057	.0044-.0055-.0066	.0050-.0063-.0076	.0063-.0079-.0094	
.0031-.0039-.0047	.0031-.0039-.0047	.0035-.0043-.0052	.0038-.0047-.0057	.0044-.0055-.0066	.0050-.0063-.0076	.0063-.0079-.0094	
.0031-.0039-.0047	.0031-.0039-.0047	.0035-.0043-.0052	.0038-.0047-.0057	.0044-.0055-.0066	.0050-.0063-.0076	.0063-.0079-.0094	
.0023-.0028-.0034	.0029-.0036-.0043	.0041-.0051-.0061	.0053-.0066-.0080	.0053-.0066-.0080	.0064-.0080-.0095	.0084-.0106-.0127	
.0031-.0039-.0047	.0031-.0039-.0047	.0035-.0043-.0052	.0038-.0047-.0057	.0044-.0055-.0066	.0050-.0063-.0076	.0063-.0079-.0094	
.0031-.0039-.0047	.0031-.0039-.0047	.0035-.0043-.0052	.0038-.0047-.0057	.0044-.0055-.0066	.0050-.0063-.0076	.0063-.0079-.0094	
.0031-.0039-.0047	.0031-.0039-.0047	.0035-.0043-.0052	.0038-.0047-.0057	.0044-.0055-.0066	.0050-.0063-.0076	.0063-.0079-.0094	

CoroDrill® 860-SM

Valeurs métriques

ISO	Mc No.	Matière	Dureté Brinell HB	Vitesse de coupe (V_c), m/min	Diamètre de foret, mm 3.00–6.00	6.01–10.00	10.01–14.00	14.01–20.00
					Avance (f_n), mm/tr			
S	S1.0.U.AN	Superalliages réfractaires	200	15≥25	0.06-0.12	0.08-0.14	0.10-0.14	0.12-0.16
	S1.0.U.AG		280	15≥25	0.06-0.12	0.08-0.14	0.10-0.14	0.12-0.16
	S2.0.Z.AN	Alliages à base nickel	250	15≥25	0.06-0.12	0.08-0.14	0.10-0.14	0.12-0.16
	S2.0.Z.AG		350	15≥25	0.06-0.12	0.08-0.14	0.10-0.14	0.12-0.16
	S2.0.Z.UT		275	15≥25	0.06-0.12	0.08-0.14	0.10-0.14	0.12-0.16
	S2.0.Z.NS		320	15≥25	0.06-0.12	0.08-0.14	0.10-0.14	0.12-0.16
	S3.0.Z.AN	Alliages à base cobalt	200	15≥25	0.06-0.12	0.08-0.14	0.10-0.14	0.12-0.16
	S3.0.Z.AG		300	15≥25	0.06-0.12	0.08-0.14	0.10-0.14	0.12-0.16
	S3.0.C.NS		320	15≥25	0.06-0.12	0.08-0.14	0.10-0.14	0.12-0.16
	S4.1.Z.UT	Alliages de titane	200	40≥60	0.06-0.12	0.08-0.20	0.14-0.28	0.10-0.16
	S4.2.Z.AN		320	40≥60	0.06-0.12	0.08-0.20	0.14-0.28	0.16-0.30
	S4.3.Z.AN		330	40≥60	0.06-0.12	0.08-0.20	0.14-0.28	0.16-0.30
	S4.3.Z.AG		375	40≥60	0.06-0.12	0.08-0.20	0.14-0.28	0.16-0.30
	S4.4.Z.AN		330	40≥60	0.06-0.12	0.08-0.20	0.14-0.28	0.16-0.30
	S4.4.Z.AG		410	40≥60	0.06-0.12	0.08-0.20	0.14-0.28	0.16-0.30

Valeurs en pouces

ISO	Mc No.	Matière	Dureté Brinell HB	Vitesse de coupe (V_c) pieds/min	Diamètre de foret, pouces .1181–.2362	.2366–.3937	.3941–.5512	.5516–.7874
					Avance (f_n), pouces/tr			
S	S1.0.U.AN	Superalliages réfractaires	200	49.2≥82.0	.0024-.0047	.0032-.0055	.0039-.0055	.0047-.0063
	S1.0.U.AG		280	49.2≥82.0	.0024-.0047	.0032-.0055	.0039-.0055	.0047-.0063
	S2.0.Z.AN	Alliages à base nickel	250	49.2≥82.0	.0024-.0047	.0032-.0055	.0039-.0055	.0047-.0063
	S2.0.Z.AG		350	49.2≥82.0	.0024-.0047	.0032-.0055	.0039-.0055	.0047-.0063
	S2.0.Z.UT		275	49.2≥82.0	.0024-.0047	.0032-.0055	.0039-.0055	.0047-.0063
	S2.0.Z.NS		320	49.2≥82.0	.0024-.0047	.0032-.0055	.0039-.0055	.0047-.0063
	S3.0.Z.AN	Alliages à base cobalt	200	49.2≥82.0	.0024-.0047	.0032-.0055	.0039-.0055	.0047-.0063
	S3.0.Z.AG		300	49.2≥82.0	.0024-.0047	.0032-.0055	.0039-.0055	.0047-.0063
	S3.0.C.NS		320	49.2≥82.0	.0024-.0047	.0032-.0055	.0039-.0055	.0047-.0063
	S4.1.Z.UT	Alliages de titane	200	131.2≥196.6	.0024-.0047	.0032-.0079	.0055-.0110	.0063-.0118
	S4.2.Z.AN		320	131.2≥196.6	.0024-.0047	.0032-.0079	.0055-.0110	.0063-.0118
	S4.3.Z.AN		330	131.2≥196.6	.0024-.0047	.0032-.0079	.0055-.0110	.0063-.0118
	S4.3.Z.AG		375	131.2≥196.6	.0024-.0047	.0032-.0079	.0055-.0110	.0063-.0118
	S4.4.Z.AN		330	131.2≥196.6	.0024-.0047	.0032-.0079	.0055-.0110	.0063-.0118
	S4.4.Z.AG		410	131.2≥196.6	.0024-.0047	.0032-.0079	.0055-.0110	.0063-.0118

Les conditions de coupe recommandées sont valables avec arrosage par l'intérieur afin d'obtenir les meilleures performances

Pression nécessaire 15 bars minimum

Avec arrosage par l'extérieur :
- il est important de régler les conditions de coupe afin d'obtenir une bonne formation et évacuation des copeaux
- il peut être nécessaire de réduire la vitesse de pénétration par rapport à ce qui est possible avec l'arrosage par l'intérieur

CoroDrill® 863

Outil		M	N	S	O
863.1-A1-O	v_c m/min f_n mm/tr Perçage incrémental				60 - 120 0.050 - 0.100 Non
863.1-A1-N	v_c m/min f_n mm/tr Perçage incrémental		200 - 400 0.150 - 0.300 Non		
863.1-A1-OS	v_c m/min f_n mm/tr Perçage incrémental		60 - 120 0.050 - 0.100 Oui	15 - 30 0.050 - 0.100 Oui	60 - 120 0.050 - 0.100 Non
863.1-B1-OS	v_c m/min f_n mm/tr Perçage incrémental		60 - 120 0.050 - 0.100 Oui	15 - 30 0.050 - 0.100 Oui	60 - 120 0.050 - 0.100 Non
863.1-B1-MS	v_c m/min f_n mm/tr Perçage incrémental	15 - 30 0.050 - 0.100 Oui	60 - 120 0.050 - 0.100 Oui	15 - 30 0.050 - 0.100 Oui	

Si l'outil de coupe traverse plusieurs strates et si les conditions de coupe ne peuvent pas être modifiées en fonction des matières. Utiliser les conditions de coupe les plus basses pour toutes les strates.

Foret carbure monobloc CoroDrill® 863

Valeurs métriques

ISO	Matière	Vitesse de coupe (V_c), m/min		Diamètre de foret, mm			
				3	6	8	10
				Avance (f_n), mm/tr			
O	Résine thermodurcie	Min.	65	0.05	0.05	0.05	0.05
		Rec.	125	0.07	0.07	0.075	0.075
		max.	200	0.12	0.12	0.15	0.15
	Résine thermoplastique	Min.	50	0.05	0.05	0.10	0.10
		Rec.	75	0.10	0.10	0.15	0.15
		max.	125	0.15	0.20	0.25	0.25
	BMI/Cyanate/Résine phénolique	Min.	50	0.05	0.08	0.08	0.10
		Rec.	100	0.10	0.10	0.10	0.15
		max.	150	0.12	0.20	0.20	0.25

CoroDrill® 861 - GM

12 - 15 x DC

Valeurs métriques

ISO	MC No.	Matière	Dureté Brinell HB	Vitesse de coupe (V_c), m/min Min.	max.
P		**Acier non allié**			
	P1.1.Z.AN	C=0.10-0.25%	125	80	156
	P1.2.Z.AN	C=0.25-0.55%	190	80	156
		Acier faiblement allié			
	P2.2.Z.AN	Recuit	240	64	120
	P2.5.Z.HT	Trempé et revenu	330	64	120
		Acier fortement allié			
	P3.0.Z.AN	Recuit	200	64	120
	P4.0.S.NS	**Aciers frittés**	150	80	132
		Aciers inoxydables			
	P5.1.Z.AN	Ferritique/ martensitique	200	20	120
M		**Aciers inoxydables**			
	M1.0.Z.AQ	Austénitique	200	20	42
	M2.0.Z.AQ	super-austénitique Ni≥20%	200	20	36
	M3.2.Z.AQ	Duplex (austénitique-ferritique)	260	20	30
K					
	K1.1.C.NS	**Fonte malléable (ferritique, perlitique)**	200	60	90
		Fontes grises			
	K2.1.C.UT	Faible résistance à la traction	180	92	138
	K2.2.C.UT	Forte résistance à la traction	245	60	90
		Fontes nodulaires			
	K3.1.C.UT	Ferritique	155	60	90
	K3.3.C.UT	Perlitique	265	60	90
	K5.1.C.NS	**ADI**	300	60	90
N		**Alliages à base aluminium**			
	N1.1.Z.UT	Commercialement pure	30	216	324
	N1.2.Z.AG	Alliages AlSi, Si ≤1%	100	216	324
	N1.3.C.AG	Alliages AlSi coulés, Si > 1% et < 13%	90	72	216
	N1.4.C.NS	Alliages coulés AlSi, Si ≥13%	130	72	108
	N2.0.C.UT	**Alliages à base magnésium**	70	72	216
		Alliages à base cuivre			
	N3.1.U.UT	Alliages de cuivre sans plomb (y compris cuivre électrolytique)	100	100	150
	N3.2.C.UT	Laiton au plomb et bronzes (Pb ≤1%)	90	176	264
	N3.3.U.UT	Alliages de décolletage à base cuivre (Pb>1%)	110	176	264
	N3.4.C.UT	Bronzes haute résistance (>225HB)	300	80	120
	N4.0.C.UT	**Alliages base zinc**	70	176	264

FRE

CoroDrill® 861 - GM

12 - 15 x DC

Valeurs métriques

Diamètre de foret, mm f_n, mm/tr.																			
3.00-3.99		**4.00-4.99**		**5.00-5.99**		**6.00-7.99**		**8.00-9.99**		**10.00-11.99**		**12.00-14.99**		**15.00-15.99**		**16.00-17.99**		**18.00-20.00**	
Min.	max.	Min.	max.	Min.	max.	Min.	max.	Min.	max.	Min.	max.	Min.	max.	Min.	max.	Min.	max.	Min.	max.
0.10	0.13	0.12	0.15	0.13	0.17	0.15	0.20	0.20	0.26	0.25	0.33	0.28	0.38	0.31	0.42	0.32	0.43	0.34	0.45
0.10	0.13	0.12	0.15	0.13	0.17	0.15	0.20	0.20	0.26	0.25	0.33	0.28	0.38	0.31	0.42	0.32	0.43	0.34	0.45
0.10	0.13	0.12	0.15	0.13	0.17	0.15	0.20	0.20	0.26	0.25	0.33	0.28	0.38	0.31	0.42	0.32	0.43	0.34	0.45
0.10	0.13	0.12	0.15	0.13	0.17	0.15	0.20	0.20	0.26	0.25	0.33	0.28	0.38	0.31	0.42	0.32	0.43	0.34	0.45
0.10	0.13	0.12	0.15	0.13	0.17	0.15	0.20	0.20	0.26	0.25	0.33	0.28	0.38	0.31	0.42	0.32	0.43	0.34	0.45
0.10	0.13	0.12	0.15	0.13	0.17	0.15	0.20	0.20	0.26	0.25	0.33	0.28	0.38	0.31	0.42	0.32	0.43	0.34	0.45
0.07	0.10	0.08	0.12	0.09	0.13	0.11	0.15	0.14	0.20	0.17	0.25	0.20	0.28	0.22	0.31	0.23	0.32	0.25	0.34
0.07	0.10	0.08	0.12	0.09	0.13	0.11	0.15	0.14	0.20	0.17	0.25	0.20	0.28	0.22	0.31	0.23	0.32	0.25	0.34
0.07	0.10	0.08	0.12	0.09	0.13	0.11	0.15	0.14	0.20	0.17	0.25	0.20	0.28	0.22	0.31	0.23	0.32	0.25	0.34
0.09	0.11	0.11	0.13	0.12	0.14	0.14	0.16	0.19	0.21	0.24	0.26	0.27	0.29	0.30	0.32	0.31	0.33	0.33	0.35
0.12	0.14	0.14	0.16	0.16	0.18	0.19	0.21	0.25	0.27	0.32	0.34	0.37	0.39	0.41	0.43	0.42	0.44	0.44	0.46
0.09	0.11	0.11	0.13	0.12	0.14	0.14	0.16	0.19	0.21	0.24	0.26	0.27	0.29	0.30	0.32	0.31	0.33	0.33	0.35
0.09	0.11	0.11	0.13	0.12	0.14	0.14	0.16	0.19	0.21	0.24	0.26	0.27	0.29	0.30	0.32	0.31	0.33	0.33	0.35
0.09	0.11	0.11	0.13	0.12	0.14	0.14	0.16	0.19	0.21	0.24	0.26	0.27	0.29	0.30	0.32	0.31	0.33	0.33	0.35
0.12	0.14	0.14	0.16	0.16	0.18	0.19	0.21	0.25	0.27	0.32	0.34	0.37	0.39	0.41	0.43	0.42	0.44	0.44	0.46
0.12	0.14	0.14	0.16	0.16	0.18	0.19	0.21	0.25	0.27	0.32	0.34	0.37	0.39	0.41	0.43	0.42	0.44	0.44	0.46
0.12	0.14	0.14	0.16	0.16	0.18	0.19	0.21	0.25	0.27	0.32	0.34	0.37	0.39	0.41	0.43	0.42	0.44	0.44	0.46
0.12	0.14	0.14	0.16	0.16	0.18	0.19	0.21	0.25	0.27	0.32	0.34	0.37	0.39	0.41	0.43	0.42	0.44	0.44	0.46
0.12	0.14	0.14	0.16	0.16	0.18	0.19	0.21	0.25	0.27	0.32	0.34	0.37	0.39	0.41	0.43	0.42	0.44	0.44	0.46
0.09	0.11	0.11	0.13	0.12	0.14	0.14	0.16	0.19	0.21	0.24	0.26	0.27	0.29	0.30	0.32	0.31	0.33	0.33	0.35
0.09	0.11	0.11	0.13	0.12	0.14	0.14	0.16	0.19	0.21	0.24	0.26	0.27	0.29	0.30	0.32	0.31	0.33	0.33	0.35
0.09	0.11	0.11	0.13	0.12	0.14	0.14	0.16	0.19	0.21	0.24	0.26	0.27	0.29	0.30	0.32	0.31	0.33	0.33	0.35
0.06	0.08	0.07	0.09	0.08	0.10	0.10	0.12	0.13	0.15	0.16	0.18	0.19	0.21	0.21	0.23	0.22	0.24	0.24	0.26
0.09	0.11	0.11	0.13	0.12	0.14	0.14	0.16	0.19	0.21	0.24	0.26	0.27	0.29	0.30	0.32	0.31	0.33	0.33	0.35

CoroDrill® 861 - GM

20 - 30 x DC

Valeurs métriques

ISO	MC No.	CMC No.	Matière	Dureté Brinell HB	Vitesse de coupe (V_c), m/min Min.	max.
P			**Acier non allié**			
	P1.1.Z.AN	01.1	C=0.10-0.25%	125	72	140
	P1.2.Z.AN	01.2	C=0.25-0.55%	190	72	140
			Acier faiblement allié			
	P2.2.Z.AN	02.1	Recuit	240	58	135
	P2.5.Z.HT	02.2	Trempé et revenu	330	58	135
			Acier fortement allié			
	P3.0.Z.AN	03.11	Recuit	200	58	135
	P4.0.S.NS		**Aciers frittés**	150	72	119
			Aciers inoxydables			
	P5.1.Z.AN	05.11 /15.11	Ferritique/ martensitique	200	19	108
M			**Aciers inoxydables**			
	M1.0.Z.AQ	05.21/15.21	Austénitique	200	19	38
	M2.0.Z.AQ	05.21/15.21	super-austénitique Ni≥20%	200	19	33
	M3.2.Z.AQ	05.52/15.52	Duplex (austénitique-ferritique)	260	19	28
K						
	K1.1.C.NS	07.1/07.2	**Fonte malléable**	200	55	82
			Fontes grises			
	K2.1.C.UT	08.1	Faible résist. à la traction	180	92	138
	K2.2.C.UT	08.2	Forte résistance à la traction	245	55	82
			Fontes nodulaires			
	K3.1.C.UT	09.1	Ferritique	155	55	82
	K3.3.C.UT	09.2	Perlitique	265	55	82
	K5.1.C.NS		**ADI**	300	55	82
N			**Alliages à base aluminium**			
	N1.1.Z.UT		Commercialement pure	30	194	292
	N1.2.Z.AG		Alliages AlSi, Si ≤1%	100	194	292
	N1.3.C.AG	30.21	Alliages AlSi coulés, Si > 1% et < 13%	90	65	194
	N1.4.C.NS		Alliages coulés AlSi, Si ≥13%	130	65	97
	N2.0.C.UT		**Alliages à base magnésium**	70	65	194

FRE

CoroDrill® 861 - GM

20 - 30 x DC

Valeurs métriques

Diamètre de foret, mm f_n, mm/tr.													
3.00-3.99		4.00-4.99		5.00-5.99		6.00-7.99		8.00-9.99		10.00-11.99		12.00	
Min.	Max.	Min.	Max.	Min.	Max.	Min.	Max.	Min.	Max.	Min.	Max.	Min.	Max.
0.07	0.10	0.08	0.12	0.09	0.13	0.11	0.15	0.14	0.20	0.17	0.25	0.20	0.28
0.07	0.10	0.08	0.12	0.09	0.13	0.11	0.15	0.14	0.20	0.17	0.25	0.20	0.28
0.07	0.10	0.08	0.12	0.09	0.13	0.11	0.15	0.14	0.20	0.17	0.25	0.20	0.28
0.07	0.10	0.08	0.12	0.09	0.13	0.11	0.15	0.14	0.20	0.17	0.25	0.20	0.28
0.07	0.10	0.08	0.12	0.09	0.13	0.11	0.15	0.14	0.20	0.17	0.25	0.20	0.28
0.07	0.10	0.08	0.12	0.09	0.13	0.11	0.15	0.14	0.20	0.17	0.25	0.20	0.28
0.04	0.07	0.05	0.08	0.06	0.09	0.07	0.11	0.09	0.14	0.11	0.17	0.13	0.20
0.04	0.07	0.05	0.08	0.06	0.09	0.07	0.11	0.09	0.14	0.11	0.17	0.13	0.20
0.04	0.07	0.05	0.08	0.06	0.09	0.07	0.11	0.09	0.14	0.11	0.17	0.13	0.20
0.06	0.08	0.07	0.09	0.08	0.10	0.10	0.12	0.13	0.15	0.16	0.18	0.19	0.21
0.12	0.14	0.14	0.16	0.16	0.18	0.19	0.21	0.25	0.27	0.32	0.34	0.37	0.39
0.06	0.08	0.07	0.09	0.08	0.10	0.10	0.12	0.13	0.15	0.16	0.18	0.19	0.21
0.06	0.08	0.07	0.09	0.08	0.10	0.10	0.12	0.13	0.15	0.16	0.18	0.19	0.21
0.06	0.08	0.07	0.09	0.08	0.10	0.10	0.12	0.13	0.15	0.16	0.18	0.19	0.21
0.06	0.08	0.07	0.09	0.08	0.10	0.10	0.12	0.13	0.15	0.16	0.18	0.19	0.21
0.12	0.14	0.14	0.16	0.16	0.18	0.19	0.21	0.25	0.27	0.32	0.34	0.37	0.39
0.12	0.14	0.14	0.16	0.16	0.18	0.19	0.21	0.25	0.27	0.32	0.34	0.37	0.39
0.09	0.11	0.11	0.13	0.12	0.14	0.14	0.16	0.19	0.21	0.24	0.26	0.27	0.29
0.09	0.11	0.11	0.13	0.12	0.14	0.14	0.16	0.19	0.21	0.24	0.26	0.27	0.29
0.09	0.11	0.11	0.13	0.12	0.14	0.14	0.16	0.19	0.21	0.24	0.26	0.27	0.29

CoroDrill® 861 - GM

12 - 15 x DC

Valeurs en pouces

ISO	MC No.	CMC No.	Matière	Dureté Brinell HB	Vitesse de coupe (V_c) pieds/min Min.	Max.
P			**Acier non allié**			
	P1.1.Z.AN	01.1	C=0.10-0.25%	125	260	510
	P1.2.Z.AN	01.2	C=0.25-0.55%	190	260	510
			Acier faiblement allié			
	P2.2.Z.AN	02.1	Recuit	240	210	395
	P2.5.Z.HT	02.2	Trempé et revenu	330	210	395
			Acier fortement allié			
	P3.0.Z.AN	03.11	Recuit	200	210	395
	P4.0.S.NS		**Aciers frittés**	150	260	435
			Aciers inoxydables			
	P5.1.Z.AN	05.11 /15.11	Ferritique/ martensitique	200	65	395
M			**Aciers inoxydables**			
	M1.0.Z.AQ	05.21/15.21	Austénitique	200	65	140
	M2.0.Z.AQ	05.21/15.21	super-austénitique Ni≥20%	200	65	120
	M3.2.Z.AQ	05.52/15.52	Duplex (austénitique-ferritique)	260	65	100
K						
	K1.1.C.NS	07.1/07.2	**Fonte malléable (ferritique, perlitique)**	200	195	295
			Fontes grises			
	K2.1.C.UT	08.1	Faible résist. à la traction	180	300	455
	K2.2.C.UT	08.2	Forte résistance à la traction	245	195	295
			Fontes nodulaires			
	K3.1.C.UT	09.1	Ferritique	155	195	295
	K3.2.C.UT	09.2	Perlitique	265	195	295
	K5.1.C.NS		**ADI**	300	195	295
N			**Alliages à base aluminium**			
	N1.1.Z.UT		Commercialement pure	30	710	1065
	N1.2.Z.AG		Alliages AlSi, Si ≤1%	100	710	1065
	N1.3.C.AG	30.21	Alliages AlSi coulés, Si > 1% et < 13%	90	235	710
	N1.4.C.NS		Alliages coulés AlSi, Si ≥13%	130	235	355
	N2.0.C.UT		**Alliages à base magnésium**	70	235	710
			Alliages à base cuivre			
	N3.1.U.UT		Alliages de cuivre sans plomb (y compris cuivre électrolytique)	100	330	490
	N3.2.C.UT		Laiton au plomb et bronzes (Pb ≤1%)	90	575	865
	N3.3.U.UT		Alliages de décolletage à base cuivre (Pb>1%)	110	575	865
	N3.4.C.UT		Bronzes haute résistance (>225HB)	300	260	395
	N4.0.C.UT		**Alliages base zinc**	70	575	865

FRE

CoroDrill® 861 - GM

12 - 15 x DC

Valeurs en pouces

Diamètre de foret, pouces f_n pouce/tr.																			
.1181-.1571		.1572-.1964		.1965-.2358		.2359-.3146		.3147-.3933		.3934-.4720		.4721-.5902		.5905-.6295		.6299-.7083		.7087-.7874	
Min.	max.	Min.	max.	Min.	max.	Min.	max.	Min.	max.	Min.	max.	Min.	max.	Min.	max.	Min.	max.	Min.	max.
.0039	.0051	.0047	.0059	.0051	.0067	.0059	.0079	.0079	.0102	.0098	.0130	.0110	.0150	.0122	.0165	.0126	.0169	.0134	.0177
.0039	.0051	.0047	.0059	.0051	.0067	.0059	.0079	.0079	.0102	.0098	.0130	.0110	.0150	.0122	.0165	.0126	.0169	.0134	.0177
.0039	.0051	.0047	.0059	.0051	.0067	.0059	.0079	.0079	.0102	.0098	.0130	.0110	.0150	.0122	.0165	.0126	.0169	.0134	.0177
.0039	.0051	.0047	.0059	.0051	.0067	.0059	.0079	.0079	.0102	.0098	.0130	.0110	.0150	.0122	.0165	.0126	.0169	.0134	.0177
.0039	.0051	.0047	.0059	.0051	.0067	.0059	.0079	.0079	.0102	.0098	.0130	.0110	.0150	.0122	.0165	.0126	.0169	.0134	.0177
.0039	.0051	.0047	.0059	.0051	.0067	.0059	.0079	.0079	.0102	.0098	.0130	.0110	.0150	.0122	.0165	.0126	.0169	.0134	.0177
.0028	.0039	.0031	.0047	.0035	.0051	.0043	.0059	.0055	.0079	.0067	.0098	.0079	.011	.0087	.0122	.0091	.0126	.0098	.0134
.0028	.0039	.0031	.0047	.0035	.0051	.0043	.0059	.0055	.0079	.0067	.0098	.0079	.011	.0087	.0122	.0091	.0126	.0098	.0134
.0028	.0039	.0031	.0047	.0035	.0051	.0043	.0059	.0055	.0079	.0067	.0098	.0079	.011	.0087	.0122	.0091	.0126	.0098	.0134
.0035	.0043	.0043	.0051	.0047	.0055	.0055	.0063	.0075	.0083	.0094	.0102	.0106	.0114	.0118	.0126	.0122	.0130	.0130	.0138
.0047	.0055	.0055	.0063	.0063	.0071	.0075	.0083	.0098	.0106	.0126	.0134	.0146	.0154	.0161	.0169	.0165	.0173	.0173	.0181
.0035	.0043	.0043	.0051	.0047	.0055	.0055	.0063	.0075	.0083	.0094	.0102	.0106	.0114	.0118	.0126	.0122	.0130	.0130	.0138
.0035	.0043	.0043	.0051	.0047	.0055	.0055	.0063	.0075	.0083	.0094	.0102	.0106	.0114	.0118	.0126	.0122	.0130	.0130	.0138
.0035	.0043	.0043	.0051	.0047	.0055	.0055	.0063	.0075	.0083	.0094	.0102	.0106	.0114	.0118	.0126	.0122	.0130	.0130	.0138
.0035	.0043	.0043	.0051	.0047	.0055	.0055	.0063	.0075	.0083	.0094	.0102	.0106	.0114	.0118	.0126	.0122	.0130	.0130	.0138
.0047	.0055	.0055	.0063	.0063	.0071	.0354	.0083	.0098	.0106	.0126	.0134	.0146	.0154	.0161	.0169	.0165	.0173	.0173	.0181
.0047	.0055	.0055	.0063	.0063	.0071	.0354	.0083	.0098	.0106	.0126	.0134	.0146	.0154	.0161	.0169	.0165	.0173	.0173	.0181
.0047	.0055	.0055	.0063	.0063	.0071	.0075	.0083	.0098	.0106	.0126	.0134	.0146	.0154	.0161	.0169	.0165	.0173	.0173	.0181
.0047	.0055	.0055	.0063	.0063	.0071	.0075	.0083	.0098	.0106	.0126	.0134	.0146	.0154	.0161	.0169	.0165	.0173	.0173	.0181
.0047	.0055	.0055	0.0063	.0063	.0071	.0075	.0083	.0098	.0106	.0126	.0134	.0146	.0154	.0161	.0169	.0165	.0173	.0173	.0181
.0035	.0043	.0043	.0051	.0047	.0055	.0055	.0063	.0075	.0083	.0094	.0102	.0106	.0114	.0118	.0126	.0122	.0130	.0130	.0138
.0035	.0043	.0043	.0051	.0047	.0055	.0055	.0063	.0075	.0083	.0094	.0102	.0106	.0114	.0118	.0126	.0122	.0130	.0130	.0138
.0035	.0043	.0043	.0051	.0047	.0055	.0055	.0063	.0075	.0083	.0094	.0102	.0106	.0114	.0118	.0126	.0122	.0130	.0130	.0138
.0024	.0031	.0028	.0035	.0031	.0039	.0039	.0047	.0051	.0059	.0063	.0071	.0075	.0083	.0083	.0091	.0087	.0094	.0094	.0102
.0035	.0043	.0043	.0051	.0047	.0055	.0055	.0063	.0075	.0083	.0094	.0102	.0106	.0114	.0118	.0126	.0122	.0130	.0130	.0138

CoroDrill® 861 - GM

20 - 30 x DC

Valeurs en pouces

ISO	MC No.	CMC No.	Matière	Dureté Brinell HB	Vitesse de coupe (V_c) pieds/min Min.	max.
P			**Acier non allié**			
	P1.1.Z.AN	01.1	C=0.10-0.25%	125	235	460
	P1.2.Z.AN	01.2	C=0.25-0.55%	190	235	460
			Acier faiblement allié			
	P2.2.Z.AN	02.1	Recuit	240	190	445
	P2.5.Z.HT	02.2	Trempé et revenu	330	190	445
			Acier fortement allié			
	P3.0.Z.AN	03.11	Recuit	200	190	445
	P4.0.S.NS		**Aciers frittés**	150	235	390
			Aciers inoxydables			
	P5.1.Z.AN	05.11 /15.11	Ferritique/ martensitique	200	60	355
M			**Aciers inoxydables**			
	M1.0.Z.AQ	05.21/15.21	Austénitique	200	60	125
	M2.0.Z.AQ	05.21/15.21	super-austénitique Ni≥20%	200	60	110
	M3.2.Z.AQ	05.52/15.52	Duplex (austénitique-ferritique)	260	60	90
K						
	K1.1.C.NS	07.1/07.2	**Fonte malléable (ferritique, perlitique)**	200	180	270
			Fontes grises			
	K2.1.C.UT	08.1	Faible résist. à la traction	180	300	455
	K2.2.C.UT	08.2	Forte résistance à la traction	245	180	270
			Fontes nodulaires			
	K3.1.C.UT	09.1	Ferritique	155	180	270
	K3.3.C.UT	09.2	Perlitique	265	180	270
	K5.1.C.NS		**ADI**	300	180	270
N			**Alliages à base aluminium**			
	N1.1.Z.UT		Commercialement pure	30	635	960
	N1.2.Z.AG		Alliages AlSi, Si ≤1%	100	635	960
	N1.3.C.AG		Alliages AlSi coulés, Si > 1% et < 13%	90	215	635
	N1.4.C.NS		Alliages coulés AlSi, Si ≥13%	130	215	320
	N2.0.C.UT		**Alliages à base magnésium**	70	215	635

FRE

CoroDrill® 861 - GM

20 - 30 x DC

Valeurs en pouces

Diamètre de foret, pouces f_n pouce/tr.													
.1181-.1571		.1572-.1964		.1965-.2358		.2359-.3146		.3147-.3933		.3934-.4720		.4724	
Min.	max.	Min.	max.	Min.	max.	Min.	max.	Min.	max.	Min.	max.	Min.	Max.
.0028	.0039	.0031	.0047	.0035	.0051	.0043	.0059	.0055	.0079	.0067	.0098	.0079	011
.0028	.0039	.0031	.0047	.0035	.0051	.0043	.0059	.0055	.0079	.0067	.0098	.0079	.011
.0028	.0039	.0031	.0047	.0035	.0051	.0043	.0059	.0055	.0079	.0067	.0098	.0079	.011
.0028	.0039	.0031	.0047.	.0035	.0051	.0043	.0059	.0055	.0079	.0067	.0098	.0079	.011
.0028	.0039	.0031	.0047	.0035	.0051	.0043	.0059	.0055	.0079	.0067	.0098	.0079	.011
.0028	.0039	.0031	.0047	.0035	.0051	.0043	.0059	.0055	.0079	.0067	.0098	.0079	.011
.0028	.0039	.0031	.0047	.0035	.0051	.0043	.0059	.0055	.0079	.0067	.0098	.0079	.011
.0016	.0028	.002	.0031	.0024	.0035	.0028	.0043	.0035	.0055	.0043	.0067	.0051	.0079
.0016	.0028	.002	.0031.	.0024	.0035	.0028	.0043	.0035	.0055	.0043	.0067	.0051	.0079
.0016	.0028	.002	.0031	.0024	.0035	.0028	.0043	.0035	.0055	.0043	.0067	.0051	.0079
.0024	.0031	.0028	.0035	.0031	.0039	.0039	.0047	.0051	.0059	.0063	.0071	.0075	.0083
.0047	.0055	.0055	.0063	.0063	.0071	.0075	.0083	.0098	.0106	.0126	.0134	.0146	.0154
.0024	.0031	.0028	.0035	.0031	.0035	.0039	.0047	.0051	.0059	.0063	.0071	.0075	
.0024	.0031	.0028	.0035	.0031	.0039	.0039	.0047	.0051	.0059	.0063	.0071	.0075	.0083
.0024	.0031	.0028	.0035	.0031	.0039	.0039	.0047	.0051	.0059	.0063	.0071	.0075	.0083
.0024	.0031	.0028	.0035	.0031	.0039	.0039	.0047	.0051	.0059	.0063	.0071	.0075	.0083
.0047	.0055	.0055	.0063	.0063	.0071	.0075	.0083	.0098	.0106	.0126	.0134	.0146	.0154
.0047	.0055	.0055	.0063	.0063	.0071	.0075	.0083	.0098	.0106	.0126	.0134	.0146	.0154
.0035	.0043	.0043	.0051	.0047	.0055	.0055	.0063	.0075	.0083	.0094	.0102	.0106	.0114
.0035	.0043	.0043	.0051	.0047	.0055	.0055	.0063	.0075	.0083	.0094	.0102	.0106	.0114
.0035	.0043	.0043	.0051	.0047	.0055	.0055	.0063	.0075	.0083	.0094	.0102	.0106	.0114

CoroDrill® 862

Valeurs métriques

ISO	Mc No.	CMC No.	Matière	Dureté Brinell HB	Vitesse de coupe (V_c), m/min		Diamètre du foret, DC f_n mm/tr 1.85-2.49		2.50-2.99	
					mini	maxi	mini	maxi	mini	maxi
P			**Acier non allié**							
	P1.1.Z.AN	01.1	C=0.1-0.25%	125	40	60	0.07	0.09	0.10	0.13
	P1.2.Z.AN	01.2	C=0.25-0.55%	190	40	60	0.07	0.09	0.10	0.13
			Acier faiblement allié							
	P2.2.Z.AN	02.1	Recuit	240	32	60	0.06	0.08	0.09	0.11
	P2.5.Z.HT	02.2	Trempé et revenu	330	32	60	0.06	0.08	0.09	0.11
			Acier fortement allié							
	P3.0.Z.AN	03.11	Recuit	200	32	60	0.06	0.08	0.09	0.11
	P4.0.S.NS		**Aciers frittés**	150	40	60	0.06	0.08	0.09	0.11
			Aciers inoxydables							
	P5.1.Z.AN	05.11/15.11	Ferritique/ martensitique	200	18	60	0.03	0.07	0.04	0.1
M			**Aciers inoxydables**							
	M1.0.Z.AQ	05.21/15.21	Austénitique	200	18	26	0.02	0.04	0.03	0.05
	M2.0.Z.AQ	05.21/15.21	super-austénitique Ni≥20%	200	18	26	0.02	0.04	0.03	0.05
	M3.2.Z.AQ	05.52/15.52	Austénitique/Ferritique (Duplex)	260	18	26	0.02	0.04	0.03	0.05
K			**Fonte malléable**							
	K1.1.C.NS	07.1/07.2	Ferritique Perlitique	200	32	48	0.04	0.06	0.06	0.08
			Fonte grise							
	K2.1.C.UT	08.1	Faible résist. à la traction	180	40	60	0.08	0.10	0.12	0.14
	K2.2.C.UT	08.2	Forte résistance à la traction	245	32	48	0.04	0.06	0.06	0.08
			Fontes nodulaires							
	K3.1.C.UT	09.1	Ferritique	155	32	48	0.04	0.06	0.06	0.08
	K3.3.C.UT	09.2	Perlitique	265	32	48	0.04	0.06	0.06	0.08
	K4.2.C.UT		**Fontes CGI**	230	32	48	0.04	0.06	0.06	0.08
	K5.1.C.NS		**ADI**	300	32	48	0.04	0.06	0.06	0.08
S			**Superalliages réfractaires**							
	S1.0.U.AG		Base fer	280	12	18	0.02	0.04	0.03	0.05
	S2.0.Z.AG	20.22	Base Ni	350	12	18	0.02	0.04	0.03	0.05
	S4.3.Z.AN	23.22	Base titane	330	12	18	0.02	0.04	0.03	0.05
N			**Alliages à base aluminium**							
	N1.1.Z.UT		Pur commercial	30	48	72	0.09	0.11	0.14	0.16
	N1.2.Z.AG		Alliages AlSi, Si ≤1%	100	48	72	0.09	0.11	0.14	0.16
	N1.3.C.AG	30.21	Alliages AlSi coulés, Si > 1% et < 13%	90	40	60	0.09	0.11	0.14	0.16
	N1.4.C.NS		Alliages coulés AlSi, Si ≥13%	130	40	60	0.09	0.11	0.14	0.16
	N2.0.C.UT		**Alliages à base magnésium**	70	120	240	0.06	0.08	0.09	0.11

CoroDrill® 862

Valeurs en pouces

ISO	MC No.	CMC No.	Matière	Dureté Brinell HB	Vitesse de coupe (V_c) pieds/min		Diamètre du foret, DC f_n pouce/tr. .0728-.0980		.0981-.1177	
					mini	maxi	mini	maxi	mini	maxi
P			**Acier non allié**							
	P1.1.Z.AN	01.1	C=0.1-0.25%	125	130	195	.0028	.0035	.0039	.0051
	P1.2.Z.AN	01.2	C=0.25-0.55%	190	130	195	.0028	.0035	.0039	.0051
			Acier faiblement allié							
	P2.2.Z.AN	02.1	Recuit	240	105	195	.0024	.0031	.0035	.0043
	P2.5.Z.HT	02.2	Trempé et revenu	330	105	195	.0024	.0031	.0035	.0043
			Acier fortement allié							
	P3.0.Z.AN	03.11	Recuit	200	105	195	.0024	.0031	.0035	.0043
	P4.0.S.NS		**Aciers frittés**	150	130	195	.0024	.0031	.0035	.0043
			Aciers inoxydables							
	P5.1.Z.AN	05.11 /15.11	Ferritique/ martensitique	200	60	195	.0012	.0028	.0016	.0039
M			**Aciers inoxydables**							
	M1.0.Z.AQ	05.21/15.21	Austénitique	200	60	85	.0008	.0016	.0012	.002
	M2.0.Z.AQ	05.21/15.21	super-austénitique Ni≥20%	200	60	85	.0008	.0016	.0012	.002
	M3.2.Z.AQ	05.52/15.52	Austénitique/Ferritique (Duplex)	260	60	85	.0008	.0016	.0012	.002
K			**Fonte malléable**							
	K1.1.C.NS	07.1/07.2	Ferritique Perlitique	200	105	155	.0016	.0024	.0024	.0031
			Fontes grises							
	K2.1.C.UT	08.1	Faible résist. à la traction	180	130	195	.0031	.0039	.0047	.0055
	K2.2.C.UT	08.2	Forte résistance à la traction	245	105	155	.0016	.0024	.0024	.0031
			Fontes nodulaires							
	K3.1.C.UT	09.1	Ferritique	155	105	155	.0016	.0024	.0024	.0031
	K3.3C.UT	09.2	Perlitique	265	105	155	.0016	.0024	.0024	.0031
	K4.2.C.UT		**Fontes CGI**	230	105	155	.0016	.0024	.0024	.0031
	K5.1.C.NS		**ADI**	300	105	155	.0016	.0024	.0024	.0031
S			**Superalliages réfractaires**							
	S1.0.U.AG		Base fer	280	40	60	.0008	.0016	.0012	.002
	S2.0.Z.AG	20.22	Base Ni	350	40	60	.0008	.0016	.0012	.002
	S4.3.Z.AN	23.22	Base titane	330	40	60	.0008	.0016	.0012	.002
N			**Alliages à base aluminium**							
	N1.1.Z.UT		Pur commercial	30	155	235	.0035	.0043	.0055	.0063
	N1.2.Z.AG		Alliages AlSi, Si ≤1%	100	155	235	.0035	.0043	.0055	.0063
	N1.3.C.AG	30.21	Alliages AlSi coulés, Si > 1% et < 13%	90	130	195	.0035	.0043	.0055	.0063
	N1.4.C.NS		Alliages coulés AlSi, Si ≥13%	130	130	195	.0035	.0043	.0055	.0063
	N2.0.C.UT		**Alliages à base magnésium**	70	395	785	.0024	.0031	.0035	.0043

CoroDrill® 400

Valeurs métriques

ISO	MC No.	Matière	Vitesse de coupe (V_c), m/min	Diamètre de foret, mm 1.50 - 3.00	3.01 - 6.00	6.01 - 10.00	10.01 - 14.00	14.01 - 20.00	20.01 - 32.00
				Avance f_n mm/tr (mini - maxi)					
N	N1.1	Commercialement pur	300 - 600	0.06 - 0.15	0.15 - 0.25	0.25 - 0.40	0.30 - 0.45	0.40 - 0.55	0.45 - 0.60
	N1.2	Al Si ≤1 % Si	250 - 500	0.06 - 0.15	0.15 - 0.25	0.25 - 0.40	0.30 - 0.45	0.30 - 0.45	0.45 - 0.60
	N1.3	Alliages coulés Al Si, Si ≥1 % et <13 %	250 - 500	0.06 - 0.15	0.15 - 0.25	0.25 - 0.40	0.30 - 0.45	0.30 - 0.45	0.45 - 0.60
	N1.4	Alliages coulés Al Si, Si ≥13 %	200 - 400	0.06 - 0.15	0.15 - 0.25	0.25 - 0.40	0.30 - 0.45	0.30 - 0.45	0.45 - 0.60

B

Valeurs en pouces

ISO	MC No.	Matière	Vitesse de coupe (v_c), pieds/min	Diamètre de foret, pouces .059 - .118	.118 - .236	.236 - .394	.394 - .551	.552 - .787	.787 - 1.260
				Avance f_n pouce/tr (mini - maxi)					
N	N1.1	Commercialement pur	984 - 1968	.002 - .006	.006 - .010	.010 - .016	.012 - .018	.016 - .022	.018 - .024
	N1.2	Al Si ≤1 % Si	820 - 1640	.002 - .006	.006 - .010	.010 - .016	.012 - .018	.016 - .022	.018 - .024
	N1.3	Alliages coulés Al Si, Si ≥1 % et <13 %	820 - 1640	.002 - .006	.006 - .010	.010 - .016	.012 - .018	.016 - .022	.018 - .024
	N1.4	Alliages coulés Al Si, Si ≥13 %	656 - 1312	.002 - .006	.006 - .010	.010 - .016	.012 - .018	.016 - .022	.018 - .024

Foret type 4 à utiliser en vitesse de rotation DC2 et taux d'avance DC1.

CoroDrill® 430

Valeurs métriques

ISO	MC No.	Matière	Vitesse de coupe (V_c), m/min	Diamètre de foret, mm 1.50 - 3.00	3.01 - 6.00	6.01 - 10.00	10.01 - 14.00	14.01 - 20.00	20.01 - 32.00
				Avance f_n mm/tr (mini - maxi)					
N	N1.1	Commercialement pur	300 - 600	0.06 - 0.15	0.15 - 0.25	0.25 - 0.40	0.30 - 0.45	0.40 - 0.55	0.45 - 0.60
	N1.2	Al Si ≤1 % Si	250 - 500	0.06 - 0.15	0.15 - 0.25	0.25 - 0.40	0.30 - 0.45	0.30 - 0.45	0.45 - 0.60
	N1.3	Alliages coulés Al Si, Si ≥1 % et <13 %	250 - 500	0.06 - 0.15	0.15 - 0.25	0.25 - 0.40	0.30 - 0.45	0.30 - 0.45	0.45 - 0.60
	N1.4	Alliages coulés Al Si, Si ≥13 %	200 - 400	0.06 - 0.15	0.15 - 0.25	0.25 - 0.40	0.30 - 0.45	0.30 - 0.45	0.45 - 0.60

C

Valeurs en pouces

ISO	MC No.	Matière	Vitesse de coupe (v_c), pieds/min	Diamètre de foret, pouces .059 - .118	.118 - .236	.236 - .394	.394 - .551	.552 - .787	.787 - 1.260
				Avance f_n pouce/tr (mini - maxi)					
N	N1.1	Commercialement pur	984 - 1968	.002 - .006	.006 - .010	.010 - .016	.012 - .018	.016 - .022	.018 - .024
	N1.2	Al Si ≤1 % Si	820 - 1640	.002 - .006	.006 - .010	.010 - .016	.012 - .018	.016 - .022	.018 - .024
	N1.3	Alliages coulés Al Si, Si ≥1 % et <13 %	820 - 1640	.002 - .006	.006 - .010	.010 - .016	.012 - .018	.016 - .022	.018 - .024
	N1.4	Alliages coulés Al Si, Si ≥13 %	656 - 1312	.002 - .006	.006 - .010	.010 - .016	.012 - .018	.016 - .022	.018 - .024

D

REMARQUE GÉNÉRALE POUR TOUS sera programmé dans le programme de conception

Remarque : N1DU est à PCD veiné et peut faire appel à des avances et des vitesses plus rapides que le carbure monobloc.
Remarque : Pour les forets étagés, calculer la vitesse de rotation sur le diamètre le plus fort & l'avance sur le diamètre le plus fin
Remarque : Pour les forets de types 2, 4, 5 & 6 où le ratio d'étagement est supérieur à 1,5, c. à d. 5,00 mm en pilote et 8,00 mm au diamètre le plus fort, démarrer à la vitesse d'avance mini. préconisée.
Remarque : Le foret monobloc Vc est réduit de 20 % sur la valeur du foret à arrosage
Remarque : Vitesse et avance peuvent être dans la limite de 20 % de la valeur de départ

CoroDrill® 452

E

Recommandations de vitesse de coupe

	vc m/min	v_c pieds/min	f_n mm/tr	f_n pouces/tr
CFRP	60	197	0.08	.00315
Aluminium	60	197	0.08	.00315
Titane	15	49	0.05	.00197
Aciers inoxydables	15	49	0.05	.00197

Taraudage

V

Polyvalent

CoroTap™ 200

Cotes métriques	C6-C10
Métrique à pas fin	C11-C13
UNC	C14-C15
UNF	C16-C17
G	C18

CoroTap™ 300

Cotes métriques	C19-C26
Métrique à pas fin	C27-C29
UNC	C30-C31
UNF	C33-C34
G	C36
NPT	C37
NPTF	C37

CoroTap™ 400

Cotes métriques	C38-C47
Métrique à pas fin	C48-C49
UNC	C50
UNF	C51
EGM	C52

O

Optimisation

CoroTap™ 100

Cotes métriques	C53-C61
Métrique à pas fin	C62-C66
UNC	C67-C68
UNF	C69-C70
G	C71

CoroTap™ 200

Cotes métriques	C72-C85
Métrique à pas fin	C86-C89
MJ	C90
UNC	C91-C96
UNF	C96-C98
UNJC	C99
UNJF	C100

CoroTap™ 300

Cotes métriques	C101-C117
Métrique à pas fin	C118-C124
MJ	C125
UNC	C126-C131
UNF	C131-C136
G	C137
NPT	C138
UNJC	C139
UNJF	C140
EGUNF	C141
EGUNJF	C142

CoroTap™ 400

Cotes métriques	C143-C147
Métrique à pas fin	C148-C149
UNC	C150-C151
UNF	C152-C153

C

Personnalisé

CoroTap™

CoroTap™ 100	E7
CoroTap™ 200	E7
CoroTap™ 300	E7
CoroTap™ 400	E7

O C

CoroTap™ 100

- Tarauds à goujures droites
- A utiliser principalement dans les matières à copeaux courts comme les fontes
- Convient aux trous débouchants ou non

V O C

CoroTap™ 300

- Tarauds à entrée hélicoïdale rectifiée
- Les goujures hélicoïdales permettent d'évacuer les copeaux du trou
- Meilleure option pour les trous borgnes

V O C

CoroTap™ 200

- Tarauds à entrée hélicoïdale rectifiée
- Les copeaux sont poussés vers l'avant
- Pour trous débouchants

V O C

CoroTap™ 400

- Tarauds qui forment le filet au lieu de couper
- Pour trous débouchants ou non
- Disponible avec ou sans rainures de lubrification

Polyvalent

	Cotes métriques	Métrique à pas fin	UNC	UNF	G	Cotes métriques	Cotes métriques	Métrique à pas fin	UNC
V									
CoroTap™	200	200	200	200	200	300	300	300	300
Taille de taraud	M2 - M30	M4 - M30	No.2-1", No.4-1"	No.8-1", No.4-1"	No.1/8-1"	M2 - M36	M2 - M64	M4 - M30	No.4-1", No.2-1"
Champs d'applications ISO	P M K N S	P M K N S	P M K N S	P M K N S	P M K N S	P N S	P M K N S	P M K N S	P M K N S
Trou débouchant ou non									
THCHT	B 3.5-5	B 3.5-5	B 3.5-5	B 3.5-5	B 3.5-5	C 2-3	C 2-3, E 1.5-2	C 2-3, E 1.5-2	C 2-3, E 1.5-2
TCTR	6H, 6G	6H	2B, 3BX	2B, 3BX	NORMAL	6H, 6HX	6H,6G	6H	2B, 3BX
ULDR	2.5-3.0 xD	2.5 xD	2.5 xD	2.5 xD	2.5 xD	1.5-2.0 x D	2.5-3.0 xD	2.5 xD	2.5 xD
Arrosage intérieur	✗	✗	✗	✗	✗	✗	✗	✗	✗
Arrosage extérieur	✓	✓	✓	✓	✓	✓	✓	✓	✓
Page	C7-C10	C11-C13	C14-C15	C16-C17	C18	C20-C22	C23-C26	C27-C29	C30-C31

	UNF	G	NPT	NPTF	Cotes métriques	Métrique à pas fin	UNC	UNF	Plaquette EGM
V									
CoroTap™	300	300	300	300	400	400	400	400	400
Taille de taraud	No.4-1", No.8 - 1"	1/8-1.1/2	1/16 - 1"	1/16 - 3/4"	M1 - M24	M5 - M16	No.4 - 1"	No.10-1	EGM3 - EGM12
Champs d'applications ISO	P M K N S	P M K N S	P M K N S	P M K N S	P M N S	P M N S	P M N S	P M N S	P M N S
Trou débouchant ou non									
THCHT	C 2-3, E 1.5-2	C 2-3	C 2-3	C 2-3	C 2-3, E 1.5-2	C 2-3	C 2-3	C 2-3	C 2-3
TCTR	2B, 3BX	NORMAL	NORMAL	NORMAL	6H, 6HX, 6GX	6HX, 6H	2B	2B	6HMOD
ULDR	2.5 xD	2.5 xD	1.5 x D	1.5 x D	3.0 - 3.5 xD	3.0 xD	3.0 xD	3.0 xD	3.0 xD
Arrosage intérieur	✗	✗	✗	✗	✓	✗	✗	✗	✗
Arrosage extérieur	✓	✓	✓	✓	✓	✓	✓	✓	✓
Page	C33-C34	C36	C37	C37	C39-C47	C48-C49	C50	C51	C52

Optimisation

	Cotes métriques	Métrique à pas fin	UNC	UNF	G	Cotes métriques	Métrique à pas fin
O							
CoroTap™	100	100	100	100	100	200	200
Taille de taraud	M3 - M24	M8 - M20	1/4 - 7/8	1/4 - 7/8	No.1/8-1"	M1-M30	M4 - M30
Champs d'applications ISO	K N H	K	K	K	K	P M N S	P M S
Trou débouchant ou non							
THCHT	C 2-3, E 1.5-2	C 2-3, E 1.5-2	C 2-3, E1.5-2	C 2-3, E1.5-2	C 2-3	B 3.5-5	B 3.5-5, C 2-3
TCTR	6HX, 6H	6HX	2BX	2BX	NORMAL	6HX, 6H	6HX, 6H
ULDR	2.0-2.5 xD	2.5 xD	2.5 xD	2.5 xD	2.0 xD	2.0 - 3.0 xD	2.5 - 3.0 xD
BSG	DIN 371 DIN 376 C-DIN 371 DIN 371/ANSI DIN 376/ANSI	DIN 374 DIN 374/ANSI	DIN 2184-1/ANSI DIN 376/ANSI	DIN 2184-1/ANSI	DIN 5156	DIN 371 DIN 376 C-DIN 371 DIN/ANSI C-DIN/ANSI	DIN 371 DIN 374 DIN/ANSI
Arrosage intérieur	✓	✓	✓	✓	✗	✓	✗
Arrosage extérieur	✓	✓	✓	✓	✓	✓	✓
Page	C54-C61	C62-C66	C67-C68	C69-C70	C71	C73-C85	C86-C89

	MJ	UNC	UNF	UNJC	UNJF	Cotes métriques	Métrique à pas fin
O							
CoroTap™	200	200	200	200	200	300	300
Taille de taraud	M4 - M8	No.4-3/4, 1/4-1"	No.4-3/4, No.10-7/8	No.4- No.8	No.10 - 3/8", No.10 - 1/2"	M1.6-M30	M4-M30
Champs d'applications ISO	S	P M N S	M N S	S	S	P M K N S H	P M N S
Trou débouchant ou non							
THCHT	B 3.5-5	B 3.5-5	B 3.5-5	B 3.5-5	B 3.5-5	C 2-3	C 2-3
TCTR	4H	2BX 2B,3B	2B, 3BX	3BX	3B, 3BX	6HX, 6H	6HX, 6H
ULDR	2.0 xD	2.0 - 3.0 xD	2.0 - 2.5 xD	2.0 xD	2.0 xD	1.5 - 3.0 xD	1.5 - 3.0 xD
BSG	DIN 371	DIN/ANSI C-DIN/ANSI	DIN/ANSI	DIN/ANSI	DIN 2184-1 DIN/ANSI	C-DIN 371 DIN 371 DIN 376 DIN/ANSI	DIN 371 DIN 376 DIN/ANSI
Arrosage intérieur	✗	✓	✗	✗	✗	✓	✗
Arrosage extérieur	✓	✓	✓	✓	✓	✓	✓
Page	C90	C91-C96	C96-C98	C99	C100	C102-C117	C118-C124

FRE

Optimisation

	MJ	UNC	UNF	G	NPT	NPTF	UNJC
CoroTap™	300	300	300	300	300	300	300
Taille de taraud	M3 - M8	No.2-1"	No.6-1"	1/8-1"	1/16-1"	1/16-3/4	No.10 -No.8
Champs d'applications ISO	S	P M N S	P M N S	M	M	M	S
Trou débouchant ou non							
THCHT	C 2-3	C 2-3	C 2-3	C 2-3	C 2-3	C 2-3	C 2-3
TCTR	4H	2B,3B, 2BX	2B,3B, 2BX	NORMAL	NORMAL	NORMAL	3B
ULDR	1.5 xD	1.5 - 3.0 xD	1.5 - 3.0 xD	2.0 x D	1.5 x D	1.5 x D	1.5 x D
BSG	DIN 371	DIN 2184-1 DIN/ANSI C-DIN/ANSI	DIN 2184-1 DIN/ANSI C-DIN/ANSI	DIN 5156	DIN/ANSI	DIN/ANSI	DIN 2184-1
Arrosage intérieur	✗	✓	✓	✗	✗	✗	✗
Arrosage extérieur	✓	✓	✓	✓	✓	✓	✓
Page	C125	C126-C131	C131-C136	C137	C138	C142	C139

	UNJF	EGUNF	EGUNJF	Cotes métriques	Métrique à pas fin	UNC	UNF
CoroTap™	300	300	300	400	400	400	400
Taille de taraud	No.6 - 3/8"	No.10 - 1/4"	No.10 - 5/16"	M3-M16	M5-M16	No. 4-5/8"	No. 10-5/8"
Champs d'applications ISO	S	S	S	P N	P	P	P
Trou débouchant ou non							
THCHT	C 2-3	C 2-3	C 2-3	C 2-3, E 0.5-2	C 2-3	C 2-3, E 1.5-2	C 2-3, E 1.5-2
TCTR	3B	3B	3B	6HX, 6GX	6HX	2BX	2BX
ULDR	1.5 x D	2.0 x D	1.5 x D	3.0 xD	3.0 xD	3.0 xD	3.0 xD
BSG	DIN 2184-1	DIN 2184-1	DIN 2184-1	DIN 2174 DIN/ANSI	DIN 2174	DIN/ANSI	DIN/ANSI
Arrosage intérieur	✗	✗	✗	✓	✓	✓	✓
Arrosage extérieur	✓	✓	✓	✓	✓	✓	✓
Page	C140	C141	C142	C144-C147	C148-C149	C150-C151	C152-C153

CoroTap™ 200

Applications

- Uniquement pour les trous débouchants
- Nombreux profils et normes de filets
- Jusqu'à 3 x D en fonction des matières

V C

Champ d'application ISO :

P M K N S

Caractéristiques et avantages

- Chanfrein B (3.5-5 filets) pour une sécurité de process élevée
- Traitement d'arête pour réduire les forces axiales et le couple ; coupe plus régulière, réduction des risques d'écaillage des arêtes de coupe, meilleurs états de surface, durée de vie d'outil plus longue et meilleure formation des copeaux
- Tarauds acier rapide élaborés par métallurgie des poudres pour plus de résistance à l'usure et pour une durée de vie plus longue
- Choix de revêtements et de nuances

- Tarauds à entrée hélicoïdale rectifiée
- Les copeaux sont poussés vers l'avant
- Pour trous débouchants

www.sandvik.coromant.com/corotap200

Pour CoroChuck™ 970, voir le catalogue Outils Rotatifs.

FRE

Taraud coupant à entrée hélicoïdale CoroTap™ 200

Profil de filet : Métrique

DIN 371, DIN 376

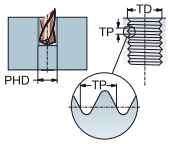

ULDR 2.5
SUBSTRATE HSS-PM

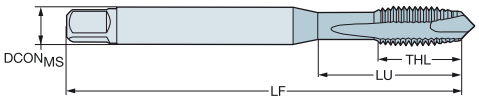

TDZ	TP	LU	CZC$_{MS}$	THCHT	TCTR	Référence de commande	P						M						K						N						S						Dimensions, mm, pouce						
							B110	B145	B150	C110	C145	C150	B110	B145	B150	C110	C145	C150	B110	B145	B150	C110	C145	C150	B110	B145	B150	C110	C145	C150	B110	B145	B150	C110	C145	C150	DCON$_{MS}$	TD	LF	THL	NOF	PHD	BSG
M 2	0.40	9.00	2.80 x 2.10	B	6H	T200-XM100DA-M2				★	★	★				★	★	★				★	★	★				★	★	★				★	★	★	2.8	2.00	45.0	6.0	2	1.6	DIN 371
		.354																																	.110	.079	1.772	.236		.063	
M 2.5	0.45	12.50	2.80 x 2.10	B	6H	T200-XM100DA-M2.5				★	★	★				★	★	★				★	★	★				★	★	★				★	★	★	2.8	2.50	50.0	8.0	2	2.1	DIN 371
		.492																																	.110	.098	1.969	.315		.081	
M 3	0.50	18.00	3.50 x 2.70	B	6H	T200-XM100DA-M3				★	★	★				★	★	★				★	★	★				★	★	★				★	★	★	3.5	3.00	56.0	8.9	3	2.5	DIN 371
		.709																																	.138	.118	2.205	.350		.098	
M 3.5	0.60	20.00	4.00 x 3.00	B	6H	T200-XM100DA-M3.5				★	★	★				★	★	★				★	★	★				★	★	★				★	★	★	4.0	3.50	56.0	10.8	3	2.9	DIN 371
		.787																																	.157	.138	2.205	.425		.114	
M 4	0.70	21.00	4.50 x 3.40	B	6H	T200-XM100DA-M4				★	★	★				★	★	★				★	★	★				★	★	★				★	★	★	4.5	4.00	63.0	11.7	3	3.3	DIN 371
		.827																																	.177	.157	2.480	.461		.130	
M 4.5	0.75	25.00	6.00 x 4.90	B	6H	T200-XM100DA-M4.5				★	★	★				★	★	★				★	★	★				★	★	★				★	★	★	6.0	4.50	70.0	13.0	3	3.8	DIN 371
		.984																																	.236	.177	2.756	.512		.150	
M 5	0.80	25.00	6.00 x 4.90	B	6H	T200-XM100DA-M5				★	★	★				★	★	★				★	★	★				★	★	★				★	★	★	6.0	5.00	70.0	12.6	3	4.2	DIN 371
		.984																																	.236	.197	2.756	.496		.165	
M 6	1.00	30.00	6.00 x 4.90	B	6H	T200-XM100DA-M6				★	★	★				★	★	★				★	★	★				★	★	★				★	★	★	6.0	6.00	80.0	14.5	3	5.0	DIN 371
		1.181																																	.236	.236	3.150	.571		.197	
M 7	1.00	30.00	7.00 x 5.50	B	6H	T200-XM100DA-M7				★	★	★				★	★	★				★	★	★				★	★	★				★	★	★	7.0	7.00	80.0	14.5	3	6.0	DIN 371
		1.181																																	.276	.276	3.150	.571		.236	
M 8	1.25	35.00	8.00 x 6.20	B	6H	T200-XM100DA-M8				★	★	★				★	★	★				★	★	★				★	★	★				★	★	★	8.0	8.00	90.0	17.4	3	6.8	DIN 371
		1.378																																	.315	.315	3.543	.685		.268	
M 10	1.50	39.00	10.00 x 8.00	B	6H	T200-XM100DA-M10				★	★	★				★	★	★				★	★	★				★	★	★				★	★	★	10.0	10.00	100.0	19.2	3	8.5	DIN 371
		1.535																																	.394	.394	3.937	.756		.335	
M 3	0.50	37.00	2.20 x 1.80	B	6H	T200-XM101DA-M3				★	★	★				★	★	★				★	★	★				★	★	★				★	★	★	2.2	3.00	56.0	10.0	3	2.5	DIN 376
		1.457																																	.087	.118	2.205	.394		.098	
M 4	0.70	43.00	2.80 x 2.10	B	6H	T200-XM101DA-M4				★	★	★				★	★	★				★	★	★				★	★	★				★	★	★	2.8	4.00	63.0	11.9	3	3.3	DIN 376
		1.693																																	.110	.157	2.480	.469		.130	
M 5	0.80	49.00	3.50 x 2.70	B	6H	T200-XM101DA-M5				★	★	★				★	★	★				★	★	★				★	★	★				★	★	★	3.5	5.00	70.0	13.2	3	4.2	DIN 376
		1.929																																	.138	.197	2.756	.520		.165	
M 6	1.00	59.00	4.50 x 3.40	B	6H	T200-XM101DA-M6				★	★	★				★	★	★				★	★	★				★	★	★				★	★	★	4.5	6.00	80.0	15.1	3	5.0	DIN 376
		2.323																																	.177	.236	3.150	.594		.197	
M 8	1.25	67.00	6.00 x 4.90	B	6H	T200-XM101DA-M8				★	★	★				★	★	★				★	★	★				★	★	★				★	★	★	6.0	8.00	90.0	18.0	3	6.8	DIN 376
		2.638																																	.236	.315	3.543	.709		.268	
M 10	1.50	77.00	7.00 x 5.50	B	6H	T200-XM101DA-M10				★	★	★				★	★	★				★	★	★				★	★	★				★	★	★	7.0	10.00	100.0	20.0	3	8.5	DIN 376
		3.032																																	.276	.394	3.937	.787		.335	
M 12	1.75	83.00	9.00 x 7.00	B	6H	T200-XM101DA-M12				★	★	★				★	★	★				★	★	★				★	★	★				★	★	★	9.0	12.00	110.0	23.0	3	10.2	DIN 376
		3.268																																	.354	.472	4.331	.906		.402	
M 14	2.00	81.00	11.00 x 9.00	B	6H	T200-XM101DA-M14				★	★	★				★	★	★				★	★	★				★	★	★				★	★	★	11.0	14.00	110.0	25.0	3	12.0	DIN 376
		3.189																																	.433	.551	4.331	.984		.472	
M 16	2.00	68.00	12.00 x 9.00	B	6H	T200-XM101DA-M16				★	★	★				★	★	★				★	★	★				★	★	★				★	★	★	12.0	16.00	110.0	25.0	3	14.0	DIN 376
		2.677																																	.472	.630	4.331	.984		.551	
M 18	2.50	81.00	14.00 x 11.00	B	6H	T200-XM101DA-M18	★	★	★				★	★	★				★	★	★				★	★	★				★	★	★				14.0	18.00	125.0	30.0	4	15.5	DIN 376
		3.189																																	.551	.709	4.921	1.181		.610	
M 20	2.50	95.00	16.00 x 12.00	B	6H	T200-XM101DA-M20	★	★	★				★	★	★				★	★	★				★	★	★				★	★	★				16.0	20.00	140.0	30.0	4	17.5	DIN 376
		3.740																																	.630	.787	5.512	1.181		.689	
M 22	2.50	93.00	18.00 x 14.50	B	6H	T200-XM101DA-M22	★	★	★				★	★	★				★	★	★				★	★	★				★	★	★				18.0	22.00	140.0	34.0	4	19.5	DIN 376
		3.661																																	.709	.866	5.512	1.339		.768	
M 24	3.00	113.00	18.00 x 14.50	B	6H	T200-XM101DA-M24	★	★	★				★	★	★				★	★	★				★	★	★				★	★	★				18.0	24.00	160.0	38.0	4	21.0	DIN 376
		4.449																																	.709	.945	6.299	1.496		.827	
M 27	3.00	97.00	20.00 x 16.00	B	6H	T200-XM101DA-M27	★	★	★				★	★	★				★	★	★				★	★	★				★	★	★				20.0	27.00	160.0	38.0	4	24.0	DIN 376
		3.819																																	.787	1.063	6.299	1.496		.945	
M 30	3.50	115.00	22.00 x 18.00	B	6H	T200-XM101DA-M30	★	★	★				★	★	★				★	★	★				★	★	★				★	★	★				22.0	30.00	180.0	45.0	4	26.5	DIN 376
		4.528																																	.866	1.181	7.087	1.772		1.043	

C162 C157 E9 E27 C154

Taraud coupant à entrée hélicoïdale CoroTap™ 200

Profil de filet : Métrique

DIN 371, DIN 376

ULDR 2.5
SUBSTRATE HSS-PM

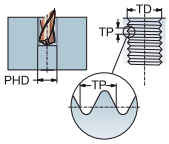

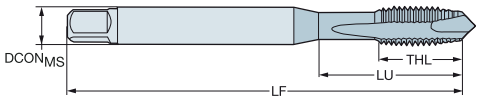

TDZ	TP	LU	CZC_{MS}	THCHT	TCTR	Référence de commande	P						M						K						N						S						Dimensions, mm, pouce						
							B110	B145	B150	C110	C145	C150	B110	B145	B150	C110	C145	C150	B110	B145	B150	C110	C145	C150	B110	B145	B150	C110	C145	C150	B110	B145	B150	C110	C145	C150	$DCON_{MS}$	TD	LF	THL	NOF	PHD	BSG
M 3	0.50	18.00	3.50 x 2.70	B	6G	T200-XM104DA-M3				★	★	★				★	★	★				★	★	★				★	★	★				★	★	★	3.5	3.00	56.0	8.9	3	2.5	DIN 371
		.709																																			*.138*	*.118*	*2.205*	*.350*		*.098*	
M 4	0.70	21.00	4.50 x 3.40	B	6G	T200-XM104DA-M4				★	★	★				★	★	★				★	★	★				★	★	★				★	★	★	4.5	4.00	63.0	12.0	3	3.3	DIN 371
		.827																																			*.177*	*.157*	*2.480*	*.472*		*.130*	
M 5	0.80	25.00	6.00 x 4.90	B	6G	T200-XM104DA-M5				★	★	★				★	★	★				★	★	★				★	★	★				★	★	★	6.0	5.00	70.0	13.0	3	4.2	DIN 371
		.984																																			*.236*	*.197*	*2.756*	*.512*		*.165*	
M 6	1.00	30.00	6.00 x 4.90	B	6G	T200-XM104DA-M6				★	★	★				★	★	★				★	★	★				★	★	★				★	★	★	6.0	6.00	80.0	15.0	3	5.0	DIN 371
		1.181																																			*.236*	*.236*	*3.150*	*.591*		*.197*	
M 8	1.25	35.00	8.00 x 6.20	B	6G	T200-XM104DA-M8				★	★	★				★	★	★				★	★	★				★	★	★				★	★	★	8.0	8.00	90.0	18.0	3	6.8	DIN 371
		1.378																																			*.315*	*.315*	*3.543*	*.709*		*.268*	
M 10	1.50	39.00	10.00 x 8.00	B	6G	T200-XM104DA-M10				★	★	★				★	★	★				★	★	★				★	★	★				★	★	★	10.0	10.00	100.0	20.0	3	8.5	DIN 371
		1.535																																			*.394*	*.394*	*3.937*	*.787*		*.335*	
M 12	1.75	83.00	9.00 x 7.00	B	6G	T200-XM105DA-M12				★	★	★				★	★	★				★	★	★				★	★	★				★	★	★	9.0	12.00	110.0	23.0	3	10.2	DIN 376
		3.268																																			*.354*	*.472*	*4.331*	*.906*		*.402*	
M 16	2.00	68.00	12.00 x 9.00	B	6G	T200-XM105DA-M16				★	★	★				★	★	★				★	★	★				★	★	★				★	★	★	12.0	16.00	110.0	25.0	3	14.0	DIN 376
		2.677																																			*.472*	*.630*	*4.331*	*.984*		*.551*	
M 20	2.50	95.00	16.00 x 12.00	B	6G	T200-XM105DA-M20	★	★	★				★	★	★				★	★	★				★	★	★				★	★	★				16.0	20.00	140.0	30.0	4	17.5	DIN 376
		3.740																																			*.630*	*.787*	*5.512*	*1.181*		*.689*	

C162 C157 E9 E27 C154

FRE

Taraud coupant à entrée hélicoïdale CoroTap™ 200

Profil de filet : Métrique

DIN 371, DIN 376

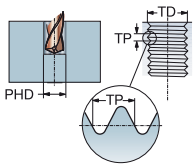

ULDR 3.0
SUBSTRATE HSS-E
COATING PVD TIALN

P M K N S

							Dimensions, mm, pouce					
TDZ	TP	LU	CZC_{MS}	THCHT	TCTR	**Référence de commande**	$DCON_{MS}$	TD	LF	THL	NOF	BSG
M 3	0.50	18.00	3.50 x 2.70	B	6H	**E616M3**	3.5	3.00	112.0	9.0	3	DIN 371
		.709					*.138*	*.118*	*4.409*	*.354*		
M 4	0.70	21.00	4.50 x 3.40	B	6H	**E616M4**	4.5	4.00	112.0	12.0	3	DIN 371
		.827					*.177*	*.157*	*4.409*	*.472*		
M 5	0.80	25.00	6.00 x 4.90	B	6H	**E616M5**	6.0	5.00	125.0	13.0	3	DIN 371
		.984					*.236*	*.197*	*4.921*	*.512*		
M 6	1.00	30.00	6.00 x 4.90	B	6H	**E616M6**	6.0	6.00	125.0	15.0	3	DIN 371
		1.181					*.236*	*.236*	*4.921*	*.591*		
M 8	1.25	40.00	8.00 x 6.20	B	6H	**E616M8**	8.0	8.00	140.0	18.0	3	DIN 371
		1.575					*.315*	*.315*	*5.512*	*.709*		
M 10	1.50	50.00	10.00 x 8.00	B	6H	**E616M10**	10.0	10.00	160.0	20.0	3	DIN 371
		1.969					*.394*	*.394*	*6.299*	*.787*		
M 12	1.75	153.00	9.00 x 7.00	B	6H	**E616M12**	9.0	12.00	180.0	23.0	3	DIN 376
		6.024					*.354*	*.472*	*7.087*	*.906*		
M 14	2.00	151.00	11.00 x 9.00	B	6H	**E616M14**	11.0	14.00	180.0	25.0	3	DIN 376
		5.945					*.433*	*.551*	*7.087*	*.984*		
M 16	2.00	158.00	12.00 x 9.00	B	6H	**E616M16**	12.0	16.00	200.0	25.0	3	DIN 376
		6.220					*.472*	*.630*	*7.874*	*.984*		
M 20	2.50	179.00	16.00 x 12.00	B	6H	**E616M20**	16.0	20.00	224.0	30.0	4	DIN 376
		7.047					*.630*	*.787*	*8.819*	*1.181*		

C162 C157 E9 C154

Taraud coupant à entrée hélicoïdale CoroTap™ 200

Profil de filet : Métrique

DIN 371/ANSI

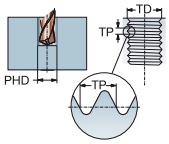

ULDR 2.5
SUBSTRATE HSS-PM

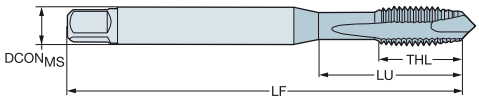

TDZ	TP	LU	CZC_{MS}	THCHT	TCTR	Référence de commande	P C110	P C145	P C150	M C110	M C145	M C150	K C110	K C145	K C150	N C110	N C145	N C150	S C110	S C145	S C150	Dimensions, mm, pouce $DCON_{MS}$	TD	LF	THL	NOF	PHD	BSG
M 4	0.70	21.50	.168 x .131	B	6H	T200-XM100AA-M4	★	★	★	★	★	★	★	★	★	★	★	★	★	★	★	4.3	4.00	63.0	13.6	3	3.3	DIN 371/ANSI
		.846																				*.168*	*.157*	*2.480*	*.535*		*.130*	
M 5	0.80	28.00	.194 x .152	B	6H	T200-XM100AA-M5	★	★	★	★	★	★	★	★	★	★	★	★	★	★	★	4.9	5.00	70.0	14.6	3	4.2	DIN 371/ANSI
		1.102																				*.194*	*.197*	*2.756*	*.575*		*.165*	
M 6	1.00	25.00	.255 x .191	B	6H	T200-XM100AA-M6	★	★	★	★	★	★	★	★	★	★	★	★	★	★	★	6.5	6.00	80.0	15.9	3	5.0	DIN 371/ANSI
		.984																				*.255*	*.236*	*3.150*	*.626*		*.197*	
M 8	1.25	34.00	.318 x .238	B	6H	T200-XM100AA-M8	★	★	★	★	★	★	★	★	★	★	★	★	★	★	★	8.1	8.00	90.0	18.9	3	6.8	DIN 371/ANSI
		1.339																				*.318*	*.315*	*3.543*	*.744*		*.268*	
M 10	1.50	38.50	.381 x .286	B	6H	T200-XM100AA-M10	★	★	★	★	★	★	★	★	★	★	★	★	★	★	★	9.7	10.00	100.0	21.0	3	8.5	DIN 371/ANSI
		1.516																				*.381*	*.394*	*3.937*	*.827*		*.335*	
M 12	1.75	81.82	.367 x .275	B	6H	T200-XM101AA-M12	★	★	★	★	★	★	★	★	★	★	★	★	★	★	★	9.3	12.00	110.0	23.1	3	10.2	DIN 376/ANSI
		3.221																				*.367*	*.472*	*4.331*	*.909*		*.402*	
M 14	2.00	80.30	.429 x .322	B	6H	T200-XM101AA-M14	★			★			★			★			★			10.9	14.00	110.0	23.1	3	12.0	DIN 376/ANSI
		3.161																				*.429*	*.551*	*4.331*	*.909*		*.472*	
M 16	2.00	65.78	.480 x .360	B	6H	T200-XM101AA-M16	★	★	★	★	★	★	★	★	★	★	★	★	★	★	★	12.2	16.00	110.0	23.1	3	14.0	DIN 376/ANSI
		2.590																				*.480*	*.630*	*4.331*	*.909*		*.551*	
M 18	2.50	79.00	.542 x .406	B	6H	T200-XM101AA-M18	★	★	★	★	★	★	★	★	★	★	★	★	★	★	★	13.8	18.00	125.0	30.0	4	15.5	DIN 376/ANSI
		3.110																				*.542*	*.709*	*4.921*	*1.181*		*.610*	
M 20	2.50	92.47	.652 x .489	B	6H	T200-XM101AA-M20	★	★	★	★	★	★	★	★	★	★	★	★	★	★	★	16.6	20.00	140.0	30.0	4	17.5	DIN 376/ANSI
		3.641																				*.652*	*.787*	*5.512*	*1.181*		*.689*	

C162 C157 E9 E27 C154

SANDVIK Coromant

FRE

Taraud coupant à entrée hélicoïdale CoroTap™ 200

Profil de filet : Métrique à pas fin

DIN 374

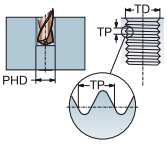

ULDR 2.5
SUBSTRATE HSS-PM

							P						M						K						N						S						Dimensions, mm, pouce						
TDZ	TP	LU	CZC$_{MS}$	THCHT	TCTR	Référence de commande	B110	B145	B150	C110	C145	C150	B110	B145	B150	C110	C145	C150	B110	B145	B150	C110	C145	C150	B110	B145	B150	C110	C145	C150	B110	B145	B150	C110	C145	C150	DCON$_{MS}$	TD	LF	THL	NOF	PHD	BSG
MF 4x0.5	0.50	43.00	2.80 x 2.10	B	6H	T200-XM100DB-M4X050				★	★	★				★	★	★				★	★	★				★	★	★				★	★	★	2.8	4.00	63.0	11.9	3	3.5	DIN 374
		1.693																																			*.110*	*.157*	*2.480*	*.469*		*.138*	
MF 5x0.5	0.50	49.00	3.50 x 2.70	B	6H	T200-XM100DB-M5X050				★	★	★				★	★	★				★	★	★				★	★	★				★	★	★	3.5	5.00	70.0	13.2	3	4.5	DIN 374
		1.929																																			*.138*	*.197*	*2.756*	*.520*		*.177*	
MF 6x0.75	0.75	59.00	4.50 x 3.40	B	6H	T200-XM100DB-M6X075				★	★	★				★	★	★				★	★	★				★	★	★				★	★	★	4.5	6.00	80.0	15.1	3	5.3	DIN 374
		2.323																																			*.177*	*.236*	*3.150*	*.594*		*.209*	
MF 8x0.75	0.75	57.00	6.00 x 4.90	B	6H	T200-XM100DB-M8X075				★	★	★				★	★	★				★	★	★				★	★	★				★	★	★	6.0	8.00	80.0	14.9	3	7.3	DIN 374
		2.244																																			*.236*	*.315*	*3.150*	*.587*		*.287*	
MF 8x1	1.00	67.00	6.00 x 4.90	B	6H	T200-XM100DB-M8X100				★	★	★				★	★	★				★	★	★				★	★	★				★	★	★	6.0	8.00	90.0	18.0	3	7.0	DIN 374
		2.638																																			*.236*	*.315*	*3.543*	*.709*		*.276*	
MF 10x0.75	0.75	67.00	7.00 x 5.50	B	6H	T200-XM100DB-M10X075				★	★	★				★	★	★				★	★	★				★	★	★				★	★	★	7.0	10.00	90.0	17.6	3	9.3	DIN 374
		2.638																																			*.276*	*.394*	*3.543*	*.693*		*.366*	
MF 10x1	1.00	67.00	7.00 x 5.50	B	6H	T200-XM100DB-M10X100				★	★	★				★	★	★				★	★	★				★	★	★				★	★	★	7.0	10.00	90.0	17.6	3	9.0	DIN 374
		2.638																																			*.276*	*.394*	*3.543*	*.693*		*.354*	
MF 10x1.25	1.25	77.00	7.00 x 5.50	B	6H	T200-XM100DB-M10X125				★	★	★				★	★	★				★	★	★				★	★	★				★	★	★	7.0	10.00	100.0	19.8	3	8.8	DIN 374
		3.032																																			*.276*	*.394*	*3.937*	*.780*		*.346*	
MF 12x1	1.00	73.00	9.00 x 7.00	B	6H	T200-XM100DB-M12X100				★	★	★				★	★	★				★	★	★				★	★	★				★	★	★	9.0	12.00	100.0	21.0	3	11.0	DIN 374
		2.874																																			*.354*	*.472*	*3.937*	*.827*		*.433*	
MF 12x1.25	1.25	73.00	9.00 x 7.00	B	6H	T200-XM100DB-M12X125				★	★	★				★	★	★				★	★	★				★	★	★				★	★	★	9.0	12.00	100.0	21.0	3	10.8	DIN 374
		2.874																																			*.354*	*.472*	*3.937*	*.827*		*.425*	
MF 12x1.5	1.50	73.00	9.00 x 7.00	B	6H	T200-XM100DB-M12X150				★	★	★				★	★	★				★	★	★				★	★	★				★	★	★	9.0	12.00	100.0	21.0	3	10.5	DIN 374
		2.874																																			*.354*	*.472*	*3.937*	*.827*		*.413*	
MF 14x1	1.00	71.00	11.00 x 9.00	B	6H	T200-XM100DB-M14X100				★	★	★				★	★	★				★	★	★				★	★	★				★	★	★	11.0	14.00	100.0	21.0	3	13.0	DIN 374
		2.795																																			*.433*	*.551*	*3.937*	*.827*		*.512*	
MF 14x1.25	1.25	71.00	11.00 x 9.00	B	6H	T200-XM100DB-M14X125				★	★	★				★	★	★				★	★	★				★	★	★				★	★	★	11.0	14.00	100.0	21.0	3	12.8	DIN 374
		2.795																																			*.433*	*.551*	*3.937*	*.827*		*.504*	
MF 14x1.5	1.50	71.00	11.00 x 9.00	B	6H	T200-XM100DB-M14X150				★	★	★				★	★	★				★	★	★				★	★	★				★	★	★	11.0	14.00	100.0	21.0	3	12.5	DIN 374
		2.795																																			*.433*	*.551*	*3.937*	*.827*		*.492*	
MF 16x1	1.00	58.00	12.00 x 9.00	B	6H	T200-XM100DB-M16X100				★	★	★				★	★	★				★	★	★				★	★	★				★	★	★	12.0	16.00	100.0	21.0	3	15.0	DIN 374
		2.283																																			*.472*	*.630*	*3.937*	*.827*		*.591*	
MF 16x1.5	1.50	58.00	12.00 x 9.00	B	6H	T200-XM100DB-M16X150				★	★	★				★	★	★				★	★	★				★	★	★				★	★	★	12.0	16.00	100.0	21.0	3	14.5	DIN 374
		2.283																																			*.472*	*.630*	*3.937*	*.827*		*.571*	
MF 18x1	1.00	66.00	14.00 x 11.00	B	6H	T200-XM100DB-M18X100	★	★	★				★	★	★				★	★	★				★	★	★				★	★	★				14.0	18.00	110.0	24.0	4	17.0	DIN 374
		2.598																																			*.551*	*.709*	*4.331*	*.945*		*.669*	
MF 18x1.5	1.50	66.00	14.00 x 11.00	B	6H	T200-XM100DB-M18X150	★	★	★				★	★	★				★	★	★				★	★	★				★	★	★				14.0	18.00	110.0	24.0	4	16.5	DIN 374
		2.598																																			*.551*	*.709*	*4.331*	*.945*		*.650*	
MF 20x1	1.00	80.00	16.00 x 12.00	B	6H	T200-XM100DB-M20X100	★	★	★				★	★	★				★	★	★				★	★	★				★	★	★				16.0	20.00	125.0	24.0	4	19.0	DIN 374
		3.150																																			*.630*	*.787*	*4.921*	*.945*		*.748*	
MF 20x1.5	1.50	80.00	16.00 x 12.00	B	6H	T200-XM100DB-M20X150	★	★	★				★	★	★				★	★	★				★	★	★				★	★	★				16.0	20.00	125.0	24.0	4	18.5	DIN 374
		3.150																																			*.630*	*.787*	*4.921*	*.945*		*.728*	
MF 22x1.5	1.50	78.00	18.00 x 14.50	B	6H	T200-XM100DB-M22X150	★	★	★				★	★	★				★	★	★				★	★	★				★	★	★				18.0	22.00	125.0	25.0	4	20.5	DIN 374
		3.071																																			*.709*	*.866*	*4.921*	*.984*		*.807*	
MF 24x1.5	1.50	93.00	18.00 x 14.50	B	6H	T200-XM100DB-M24X150	★	★	★				★	★	★				★	★	★				★	★	★				★	★	★				18.0	24.00	140.0	28.0	4	22.5	DIN 374
		3.661																																			*.709*	*.945*	*5.512*	*1.102*		*.886*	
MF 24x2	2.00	93.00	18.00 x 14.50	B	6H	T200-XM100DB-M24X200	★	★	★				★	★	★				★	★	★				★	★	★				★	★	★				18.0	24.00	140.0	28.0	4	22.0	DIN 374
		3.661																																			*.709*	*.945*	*5.512*	*1.102*		*.866*	
MF 25x1.5	1.50	93.00	18.00 x 14.50	B	6H	T200-XM100DB-M25X150	★	★	★				★	★	★				★	★	★				★	★	★				★	★	★				18.0	25.00	140.0	28.0	4	23.5	DIN 374
		3.661																																			*.709*	*.984*	*5.512*	*1.102*		*.925*	
MF 26x1.5	1.50	93.00	18.00 x 14.50	B	6H	T200-XM100DB-M26X150	★	★	★				★	★	★				★	★	★				★	★	★				★	★	★				18.0	26.00	140.0	28.0	4	24.5	DIN 374
		3.661																																			*.709*	*1.024*	*5.512*	*1.102*		*.965*	
MF 27x1.5	1.50	77.00	20.00 x 16.00	B	6H	T200-XM100DB-M27X150		★	★					★	★					★	★					★	★					★	★				20.0	27.00	140.0	28.0	4	25.5	DIN 374
		3.032																																			*.787*	*1.063*	*5.512*	*1.102*		*1.004*	
MF 27x2	2.00	77.00	20.00 x 16.00	B	6H	T200-XM100DB-M27X200	★	★	★				★	★	★				★	★	★				★	★	★				★	★	★				20.0	27.00	140.0	28.0	4	25.0	DIN 374
		3.032																																			*.787*	*1.063*	*5.512*	*1.102*		*.984*	

C162 C157 E9 E27 C154

Taraud coupant à entrée hélicoïdale CoroTap™ 200

Profil de filet : Métrique à pas fin

DIN 374

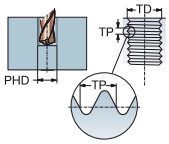

ULDR 2.5
SUBSTRATE HSS-PM

TDZ	TP	LU	CZC_{MS}	THCHT	TCTR	Référence de commande	P						M						K						N						S						Dimensions, mm, pouce						
							B110	B145	B150	C110	C145	C150	B110	B145	B150	C110	C145	C150	B110	B145	B150	C110	C145	C150	B110	B145	B150	C110	C145	C150	B110	B145	B150	C110	C145	C150	$DCON_{MS}$	TD	LF	THL	NOF	PHD	BSG
MF 28x1.5	1.50	77.00	20.00 x 16.00	B	6H	T200-XM100DB-M28X150	★						★						★						★						★						20.0	28.00	140.0	28.0	4	26.5	DIN 374
		3.032																																		*.787*	*1.102*	*5.512*	*1.102*		*1.043*	
MF 30x1.5	1.50	85.00	22.00 x 18.00	B	6H	T200-XM100DB-M30X150	★	★	★				★	★	★				★	★	★				★	★	★				★	★	★				22.0	30.00	150.0	28.0	4	28.5	DIN 374
		3.346																																		*.866*	*1.181*	*5.906*	*1.102*		*1.122*	
MF 30x2	2.00	85.00	22.00 x 18.00	B	6H	T200-XM100DB-M30X200	★	★	★				★	★	★				★	★	★				★	★	★				★	★	★				22.0	30.00	150.0	28.0	4	28.0	DIN 374
		3.346																																		*.866*	*1.181*	*5.906*	*1.102*		*1.102*	

C162 C157 E9 E27 C154

FRE

Taraud coupant à entrée hélicoïdale CoroTap™ 200

Profil de filet : Métrique à pas fin

DIN 374/ANSI

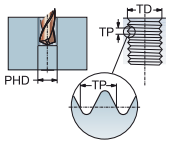

ULDR 2.5
SUBSTRATE HSS-PM

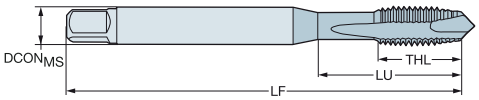

TDZ	TP	LU	CZC_{MS}	THCHT	TCTR	Référence de commande	P C110	P C145	P C150	M C110	M C145	M C150	K C110	K C145	K C150	N C110	N C145	N C150	S C110	S C145	S C150	Dimensions, mm, pouce $DCON_{MS}$	TD	LF	THL	NOF	PHD	BSG
MF 8x1	1.00	34.00	.318 x .238	B	6H	T200-XM100AB-M8X100	★		★	★		★	★		★	★		★	★		★	8.1	8.00	90.0	18.7	3	7.0	DIN 374/ANSI
		1.339																				*.318*	*.315*	*3.543*	*.736*		*.276*	
MF 10x1	1.00	37.50	.381 x .286	B	6H	T200-XM100AB-M10X100	★	★	★	★	★	★	★	★	★	★	★	★	★	★	★	9.7	10.00	90.0	18.0	3	9.0	DIN 374/ANSI
		1.476																				*.381*	*.394*	*3.543*	*.709*		*.354*	
MF 14x1.5	1.50	70.30	.429 x .322	B	6H	T200-XM101AB-M14X150		★	★		★	★		★	★		★	★		★	★	10.9	14.00	100.0	21.1	3	12.5	DIN 374/ANSI
		2.768																				*.429*	*.551*	*3.937*	*.831*		*.492*	
MF 18x1.5	1.50	64.00	.542 x .406	B	6H	T200-XM101AB-M18X150	★			★			★			★			★			13.8	18.00	110.0	23.9	4	16.5	DIN 374/ANSI
		2.520																				*.542*	*.709*	*4.331*	*.941*		*.650*	

C162 C157 E9 E27 C154

Taraud coupant à entrée hélicoïdale CoroTap™ 200

Profil de filet : UNC

DIN 2184-1

ULDR 2.5
SUBSTRATE HSS-PM

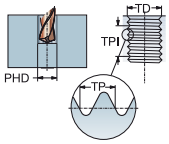

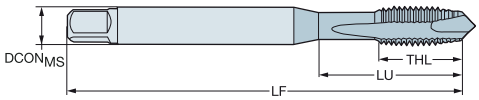

TDZ	TPI	LU	CZC$_{MS}$	THCHT	TCTR	Référence de commande	P						M						K						N						S						Dimensions, mm, pouce						
							B110	B145	B150	C110	C145	C150	B110	B145	B150	C110	C145	C150	B110	B145	B150	C110	C145	C150	B110	B145	B150	C110	C145	C150	B110	B145	B150	C110	C145	C150	DCON$_{MS}$	TD	LF	THL	NOF	PHD	BSG
UNC #4-40	40.00	18.00	3.50 x 2.70	B	2B	T200-XM100DE-4-40				★	★	★				★	★	★				★	★	★				★	★	★				★	★	★	3.5	2.84	56.0	8.5	3	2.4	DIN 2184-1
		.709																																	*.138*	*.112*	*2.205*	*.335*		*.093*	
UNC #5-40	40.00	18.00	3.50 x 2.70	B	2B	T200-XM100DE-5-40				★	★	★				★	★	★				★	★	★				★	★	★				★	★	★	3.5	3.18	56.0	9.5	3	2.7	DIN 2184-1
		.709																																	*.138*	*.125*	*2.205*	*.374*		*.104*	
UNC #6-32	32.00	20.00	4.00 x 3.00	B	2B	T200-XM100DE-6-32				★	★	★				★	★	★				★	★	★				★	★	★				★	★	★	4.0	3.51	56.0	10.4	3	2.9	DIN 2184-1
		.787																																	*.157*	*.138*	*2.205*	*.409*		*.112*	
UNC #8-32	32.00	21.00	4.50 x 3.40	B	2B	T200-XM100DE-8-32				★	★	★				★	★	★				★	★	★				★	★	★				★	★	★	4.5	4.17	63.0	11.4	3	3.5	DIN 2184-1
		.827																																	*.177*	*.164*	*2.480*	*.449*		*.138*	
UNC #10-24	24.00	25.00	6.00 x 4.90	B	2B	T200-XM100DE-10-24				★	★	★				★	★	★				★	★	★				★	★	★				★	★	★	6.0	4.83	70.0	13.0	3	3.9	DIN 2184-1
		.984																																	*.236*	*.190*	*2.756*	*.512*		*.154*	
UNC #12-24	24.00	30.00	6.00 x 4.90	B	2B	T200-XM100DE-12-24				★	★	★				★	★	★				★	★	★				★	★	★				★	★	★	6.0	5.49	80.0	15.0	3	4.5	DIN 2184-1
		1.181																																	*.236*	*.216*	*3.150*	*.591*		*.177*	
UNC 1/4-20	20.00	30.00	7.00 x 5.50	B	2B	T200-XM100DE-1/4				★	★	★				★	★	★				★	★	★				★	★	★				★	★	★	7.0	6.35	80.0	14.1	3	5.1	DIN 2184-1
		1.181																																	*.276*	*.250*	*3.150*	*.555*		*.201*	
UNC 5/16-18	18.00	35.00	8.00 x 6.20	B	2B	T200-XM100DE-5/16				★	★	★				★	★	★				★	★	★				★	★	★				★	★	★	8.0	7.94	90.0	17.4	3	6.6	DIN 2184-1
		1.378																																	*.315*	*.313*	*3.543*	*.685*		*.260*	
UNC 3/8-16	16.00	39.00	10.00 x 8.00	B	2B	T200-XM100DE-3/8				★	★	★				★	★	★				★	★	★				★	★	★				★	★	★	10.0	9.53	100.0	18.9	3	8.0	DIN 2184-1
		1.535																																	*.394*	*.375*	*3.937*	*.744*		*.315*	
UNC 7/16-14	14.00	76.00	8.00 x 6.20	B	2B	T200-XM101DE-7/16				★	★	★				★	★	★				★	★	★				★	★	★				★	★	★	8.0	11.11	100.0	20.0	3	9.4	DIN 2184-1
		2.992																																	*.315*	*.438*	*3.937*	*.787*		*.370*	
UNC 1/2-13	13.00	83.00	9.00 x 7.00	B	2B	T200-XM101DE-1/2				★	★	★				★	★	★				★	★	★				★	★	★				★	★	★	9.0	12.70	110.0	23.0	3	10.8	DIN 2184-1
		3.268																																	*.354*	*.500*	*4.331*	*.906*		*.425*	
UNC 5/8-11	11.00	68.00	12.00 x 9.00	B	2B	T200-XM101DE-5/8				★	★	★				★	★	★				★	★	★				★	★	★				★	★	★	12.0	15.88	110.0	25.0	3	13.5	DIN 2184-1
		2.677																																	*.472*	*.625*	*4.331*	*.984*		*.531*	
UNC 3/4-10	10.00	81.00	14.00 x 11.00	B	2B	T200-XM101DE-3/4	★	★	★				★	★	★				★	★	★				★	★	★				★	★	★				14.0	19.05	125.0	30.0	4	16.5	DIN 2184-1
		3.189																																	*.551*	*.750*	*4.921*	*1.181*		*.650*	
UNC 7/8-9	9.00	93.00	18.00 x 14.50	B	2B	T200-XM101DE-7/8	★	★	★				★	★	★				★	★	★				★	★	★				★	★	★				18.0	22.23	140.0	34.0	4	19.5	DIN 2184-1
		3.661																																	*.709*	*.875*	*5.512*	*1.339*		*.768*	
UNC 1"-8	8.00	113.00	18.00 x 14.50	B	2B	T200-XM101DE-1	★	★	★				★	★	★				★	★	★				★	★	★				★	★	★				18.0	25.40	160.0	38.0	4	22.3	DIN 2184-1
		4.449																																	*.709*	*1.000*	*6.299*	*1.496*		*.876*	

C162 C157 E9 E27 C154

FRE

Taraud coupant à entrée hélicoïdale CoroTap™ 200

Profil de filet : UNC

DIN 2184-1/ANSI

ULDR 2.5
SUBSTRATE HSS-PM

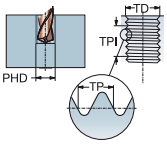

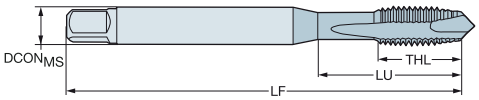

							P			M			K			N			S			Dimensions, mm, pouce						
TDZ	TPI	LU	CZC_{MS}	THCHT	TCTR	Référence de commande	C110	C145	C150	C110	C145	C150	C110	C145	C150	C110	C145	C150	C110	C145	C150	$DCON_{MS}$	TD	LF	THL	NOF	PHD	BSG
UNC #2-56	56.00	11.99	.141 x .110	B	3BX	T200-XM100AE-2-56	★	★	★	★	★	★	★	★	★	★	★	★	★	★	★	3.6	2.18	45.0	7.0	2	1.9	DIN 2184-1/ANSI
		.472																				*.141*	*.086*	*1.772*	*.276*		*.073*	
UNC #4-40	40.00	17.00	.141 x .110	B	3BX	T200-XM100AE-4-40	★	★	★	★	★	★	★	★	★	★	★	★	★	★	★	3.6	2.84	56.0	9.5	3	2.4	DIN 2184-1/ANSI
		.669																				*.141*	*.112*	*2.205*	*.374*		*.093*	
UNC #5-40	40.00	17.50	.141 x .110	B	3BX	T200-XM100AE-5-40	★	★	★	★	★	★	★	★	★	★	★	★	★	★	★	3.6	3.51	56.0	8.9	3	2.7	DIN 2184-1/ANSI
		.689																				*.141*	*.138*	*2.205*	*.350*		*.104*	
UNC #6-32	32.00	20.50	.141 x .110	B	3BX	T200-XM100AE-6-32	★	★	★	★	★	★	★	★	★	★	★	★	★	★	★	3.6	3.51	56.0	11.6	3	2.9	DIN 2184-1/ANSI
		.807																				*.141*	*.138*	*2.205*	*.457*		*.112*	
UNC #8-32	32.00	21.50	.168 x .131	B	3BX	T200-XM100AE-8-32	★	★	★	★	★	★	★	★	★	★	★	★	★	★	★	4.3	4.17	63.0	13.6	3	3.5	DIN 2184-1/ANSI
		.846																				*.168*	*.164*	*2.480*	*.535*		*.138*	
UNC #10-24	24.00	28.00	.194 x .152	B	3BX	T200-XM100AE-10-24	★	★	★	★	★	★	★	★	★	★	★	★	★	★	★	4.9	4.83	70.0	14.8	3	3.9	DIN 2184-1/ANSI
		1.102																				*.194*	*.190*	*2.756*	*.583*		*.154*	
UNC #12-24	24.00	29.00	.220 x .165	B	3BX	T200-XM100AE-12-24	★	★	★	★	★	★	★	★	★	★	★	★	★	★	★	5.6	5.49	80.0	14.0	3	4.5	DIN 2184-1/ANSI
		1.142																				*.220*	*.216*	*3.150*	*.551*		*.177*	
UNC 1/4-20	20.00	25.00	.255 x .191	B	3BX	T200-XM100AE-1/4	★	★	★	★	★	★	★	★	★	★	★	★	★	★	★	6.5	6.35	80.0	15.9	3	5.1	DIN 2184-1/ANSI
		.984																				*.255*	*.250*	*3.150*	*.626*		*.201*	
UNC 5/16-18	18.00	34.00	.318 x .238	B	3BX	T200-XM100AE-5/16	★	★	★	★	★	★	★	★	★	★	★	★	★	★	★	8.1	7.94	90.0	19.0	3	6.6	DIN 2184-1/ANSI
		1.339																				*.318*	*.313*	*3.543*	*.748*		*.260*	
UNC 3/8-16	16.00	38.50	.381 x .286	B	3BX	T200-XM100AE-3/8	★	★	★	★	★	★	★	★	★	★	★	★	★	★	★	9.7	9.53	100.0	21.3	3	8.0	DIN 2184-1/ANSI
		1.516																				*.381*	*.375*	*3.937*	*.839*		*.315*	
UNC 7/16-14	14.00	72.59	.323 x .242	B	3BX	T200-XM101AE-7/16	★	★	★	★	★	★	★	★	★	★	★	★	★	★	★	8.2	11.11	100.0	20.1	3	9.4	DIN 2184-1/ANSI
		2.858																				*.323*	*.438*	*3.937*	*.791*		*.370*	
UNC 1/2-13	13.00	81.82	.367 x .275	B	3BX	T200-XM101AE-1/2	★	★	★	★	★	★	★	★	★	★	★	★	★	★	★	9.3	12.70	110.0	23.1	3	10.8	DIN 2184-1/ANSI
		3.221																				*.367*	*.500*	*4.331*	*.909*		*.425*	
UNC 9/16-12	12.00	80.30	.429 x .322	B	3BX	T200-XM101AE-9/16	★	★		★	★		★	★		★	★		★	★		10.9	14.29	110.0	23.1	3	12.2	DIN 2184-1/ANSI
		3.161																				*.429*	*.563*	*4.331*	*.909*		*.480*	
UNC 5/8-11	11.00	65.78	.480 x .360	B	3BX	T200-XM101AE-5/8	★	★	★	★	★	★	★	★	★	★	★	★	★	★	★	12.2	15.88	110.0	23.1	3	13.5	DIN 2184-1/ANSI
		2.590																				*.480*	*.625*	*4.331*	*.909*		*.531*	
UNC 3/4-10	10.00	77.47	.590 x .442	B	3BX	T200-XM101AE-3/4	★	★	★	★	★	★	★	★	★	★	★	★	★	★	★	15.0	19.05	125.0	30.0	4	16.5	DIN 2184-1/ANSI
		3.050																				*.590*	*.750*	*4.921*	*1.181*		*.650*	
UNC 7/8-9	9.00	90.95	.697 x .523	B	3BX	T200-XM101AE-7/8		★			★			★			★			★		17.7	22.23	140.0	34.0	4	19.5	DIN 2184-1/ANSI
		3.581																				*.697*	*.875*	*5.512*	*1.339*		*.768*	
UNC 1"-8	8.00	95.43	.800 x .600	B	3BX	T200-XM101AE-1	★	★	★	★	★	★	★	★	★	★	★	★	★	★	★	20.3	25.40	160.0	36.1	4	22.3	DIN 2184-1/ANSI
		3.757																				*.800*	*1.000*	*6.299*	*1.421*		*.876*	

C162 C157 E9 E27 C154

Taraud coupant à entrée hélicoïdale CoroTap™ 200

Profil de filet : UNF

DIN 2184-1

ULDR 2.5
SUBSTRATE HSS-PM

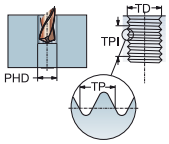

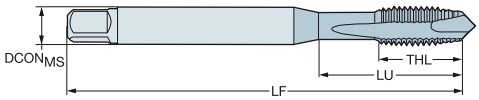

TDZ	TPI	LU	CZC$_{MS}$	THCHT	TCTR	Référence de commande	P						M						K						N						S						Dimensions, mm, pouce						
							B110	B145	B150	C110	C145	C150	B110	B145	B150	C110	C145	C150	B110	B145	B150	C110	C145	C150	B110	B145	B150	C110	C145	C150	B110	B145	B150	C110	C145	C150	DCON$_{MS}$	TD	LF	THL	NOF	PHD	BSG
UNF #8-36	36.00	21.00	4.50 x 3.40	B	2B	T200-XM100DF-8-36				★	★	★				★	★	★				★	★	★				★	★	★				★	★	★	4.5	4.17	63.0	11.4	3	3.5	DIN 2184-1
		.827																																	*.177*	*.164*	*2.480*	*.449*		*.138*	
UNF #10-32	32.00	25.00	6.00 x 4.90	B	2B	T200-XM100DF-10-32				★	★	★				★	★	★				★	★	★				★	★	★				★	★	★	6.0	4.83	70.0	12.2	3	4.1	DIN 2184-1
		.984																																	*.236*	*.190*	*2.756*	*.480*		*.161*	
UNF 1/4-28	28.00	30.00	7.00 x 5.50	B	2B	T200-XM100DF-1/4				★	★	★				★	★	★				★	★	★				★	★	★				★	★	★	7.0	6.35	80.0	14.1	3	5.5	DIN 2184-1
		1.181																																	*.276*	*.250*	*3.150*	*.555*		*.217*	
UNF 5/16-24	24.00	35.00	8.00 x 6.20	B	2B	T200-XM100DF-5/16				★	★	★				★	★	★				★	★	★				★	★	★				★	★	★	8.0	7.94	90.0	17.4	3	6.9	DIN 2184-1
		1.378																																	*.315*	*.313*	*3.543*	*.685*		*.272*	
UNF 3/8-24	24.00	39.00	10.00 x 8.00	B	2B	T200-XM100DF-3/8				★	★	★				★	★	★				★	★	★				★	★	★				★	★	★	10.0	9.53	100.0	18.9	3	8.5	DIN 2184-1
		1.535																																	*.394*	*.375*	*3.937*	*.744*		*.335*	
UNF 7/16-20	20.00	76.00	8.00 x 6.20	B	2B	T200-XM101DF-7/16				★	★	★				★	★	★				★	★	★				★	★	★				★	★	★	8.0	11.11	100.0	20.0	3	9.9	DIN 2184-1
		2.992																																	*.315*	*.438*	*3.937*	*.787*		*.390*	
UNF 1/2-20	20.00	83.00	9.00 x 7.00	B	2B	T200-XM101DF-1/2				★	★	★				★	★	★				★	★	★				★	★	★				★	★	★	9.0	12.70	110.0	23.0	3	11.5	DIN 2184-1
		3.268																																	*.354*	*.500*	*4.331*	*.906*		*.453*	
UNF 5/8-18	18.00	68.00	12.00 x 9.00	B	2B	T200-XM101DF-5/8				★	★	★				★	★	★				★	★	★				★	★	★				★	★	★	12.0	15.88	110.0	25.0	3	14.5	DIN 2184-1
		2.677																																	*.472*	*.625*	*4.331*	*.984*		*.571*	
UNF 3/4-16	16.00	81.00	14.00 x 11.00	B	2B	T200-XM101DF-3/4	★	★	★				★	★	★				★	★	★				★	★	★				★	★	★				14.0	19.05	125.0	30.0	4	17.5	DIN 2184-1
		3.189																																	*.551*	*.750*	*4.921*	*1.181*		*.689*	
UNF 7/8-14	14.00	93.00	18.00 x 14.50	B	2B	T200-XM101DF-7/8	★	★	★				★	★	★				★	★	★				★	★	★				★	★	★				18.0	22.23	140.0	34.0	4	20.4	DIN 2184-1
		3.661																																	*.709*	*.875*	*5.512*	*1.339*		*.803*	
UNF 1"-12	12.00	113.00	18.00 x 14.50	B	2B	T200-XM101DF-1	★	★	★				★	★	★				★	★	★				★	★	★				★	★	★				18.0	25.40	160.0	38.0	4	23.3	DIN 2184-1
		4.449																																	*.709*	*1.000*	*6.299*	*1.496*		*.915*	

C162 C157 E9 E27 C154

FRE

Taraud coupant à entrée hélicoïdale CoroTap™ 200

Profil de filet : UNF

DIN 2184-1/ANSI

ULDR 2.5
SUBSTRATE HSS-PM

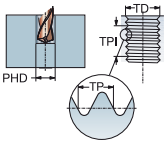

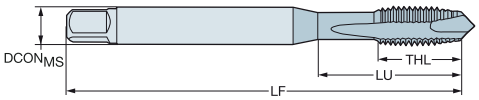

TDZ	TPI	LU	CZC$_{MS}$	THCHT	TCTR	Référence de commande	P C110	P C145	P C150	M C110	M C145	M C150	K C110	K C145	K C150	N C110	N C145	N C150	S C110	S C145	S C150	Dimensions, mm, pouce DCON$_{MS}$	TD	LF	THL	NOF	PHD	BSG
UNF #4-48	48.00	17.00	.141 x .110	B	3BX	T200-XM100AF-4-48	★	★	★	★	★	★	★	★	★	★	★	★	★	★	★	3.6	2.84	56.0	9.4	3	2.4	DIN 2184-1/ANSI
		.669																				*.141*	*.112*	*2.205*	*.370*		*.094*	
UNF #6-40	40.00	20.50	.141 x .110	B	3BX	T200-XM100AF-6-40	★	★	★	★	★	★	★	★	★	★	★	★	★	★	★	3.6	3.51	56.0	11.5	3	3.0	DIN 2184-1/ANSI
		.807																				*.141*	*.138*	*2.205*	*.453*		*.116*	
UNF #8-36	36.00	21.50	.168 x .131	B	3BX	T200-XM100AF-8-36	★	★	★	★	★	★	★	★	★	★	★	★	★	★	★	4.3	4.17	63.0	13.5	3	3.5	DIN 2184-1/ANSI
		.846																				*.168*	*.164*	*2.480*	*.531*		*.138*	
UNF #10-32	32.00	28.00	.194 x .152	B	3BX	T200-XM100AF-10-32	★	★	★	★	★	★	★	★	★	★	★	★	★	★	★	4.9	4.83	70.0	14.7	3	4.1	DIN 2184-1/ANSI
		1.102																				*.194*	*.190*	*2.756*	*.579*		*.161*	
UNF #12-28	28.00	29.00	.220 x .165	B	3BX	T200-XM100AF-12-28	★	★	★	★	★	★	★	★	★	★	★	★	★	★	★	5.6	5.49	80.0	14.0	3	4.6	DIN 2184-1/ANSI
		1.142																				*.220*	*.216*	*3.150*	*.551*		*.181*	
UNF 1/4-28	28.00	25.00	.255 x .191	B	3BX	T200-XM100AF-1/4	★	★	★	★	★	★	★	★	★	★	★	★	★	★	★	6.5	6.35	80.0	15.7	3	5.5	DIN 2184-1/ANSI
		.984																				*.255*	*.250*	*3.150*	*.618*		*.217*	
UNF 5/16-24	24.00	34.00	.318 x .238	B	3BX	T200-XM100AF-5/16	★	★	★	★	★	★	★	★	★	★	★	★	★	★	★	8.1	7.94	90.0	18.8	3	6.9	DIN 2184-1/ANSI
		1.339																				*.318*	*.313*	*3.543*	*.740*		*.272*	
UNF 3/8-24	24.00	37.50	.381 x .286	B	3BX	T200-XM100AF-3/8	★	★	★	★	★	★	★	★	★	★	★	★	★	★	★	9.7	9.53	90.0	20.1	3	8.5	DIN 2184-1/ANSI
		1.476																				*.381*	*.375*	*3.543*	*.791*		*.335*	
UNF 7/16-20	20.00	72.59	.323 x .242	B	3BX	T200-XM101AF-7/16	★	★	★	★	★	★	★	★	★	★	★	★	★	★	★	8.2	11.11	100.0	20.1	3	9.9	DIN 2184-1/ANSI
		2.858																				*.323*	*.438*	*3.937*	*.791*		*.390*	
UNF 1/2-20	20.00	71.82	.367 x .275	B	3BX	T200-XM101AF-1/2	★	★	★	★	★	★	★	★	★	★	★	★	★	★	★	9.3	12.70	100.0	21.1	3	11.5	DIN 2184-1/ANSI
		2.828																				*.367*	*.500*	*3.937*	*.831*		*.453*	
UNF 9/16-18	18.00	70.30	.429 x .322	B	3BX	T200-XM101AF-9/16	★	★	★	★	★	★	★	★	★	★	★	★	★	★	★	10.9	14.29	100.0	21.1	3	12.9	DIN 2184-1/ANSI
		2.768																				*.429*	*.563*	*3.937*	*.831*		*.508*	
UNF 5/8-18	18.00	55.78	.480 x .360	B	3BX	T200-XM101AF-5/8	★	★	★	★	★	★	★	★	★	★	★	★	★	★	★	12.2	15.88	100.0	21.1	3	14.5	DIN 2184-1/ANSI
		2.196																				*.480*	*.625*	*3.937*	*.831*		*.571*	
UNF 3/4-16	16.00	62.47	.590 x .442	B	3BX	T200-XM101AF-3/4	★	★	★	★	★	★	★	★	★	★	★	★	★	★	★	15.0	19.05	110.0	23.9	4	17.5	DIN 2184-1/ANSI
		2.459																				*.590*	*.750*	*4.331*	*.941*		*.689*	
UNF 7/8-14	14.00	75.95	.697 x .523	B	3BX	T200-XM101AF-7/8	★	★		★	★		★	★		★	★		★	★		17.7	22.23	125.0	23.9	4	20.4	DIN 2184-1/ANSI
		2.990																				*.697*	*.875*	*4.921*	*.941*		*.803*	
UNF 1"-12	12.00	75.43	.800 x .600	B	3BX	T200-XM101AF-1-12	★	★		★	★		★	★		★	★		★	★		20.3	25.40	140.0	26.9	4	23.3	DIN 2184-1/ANSI
		2.970																				*.800*	*1.000*	*5.512*	*1.059*		*.915*	

C162 C157 E9 E27 C154

Taraud coupant à entrée hélicoïdale CoroTap™ 200

Profil de filet : G

DIN 5156

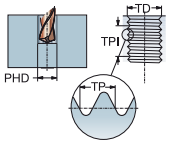

ULDR 2.5
SUBSTRATE HSS-PM

TDZ	TPI	LU	CZC_{MS}	THCHT	TCTR	Référence de commande	P						M						K						N						S						Dimensions, mm, pouce						
							B110	B145	B150	C110	C145	C150	B110	B145	B150	C110	C145	C150	B110	B145	B150	C110	C145	C150	B110	B145	B150	C110	C145	C150	B110	B145	B150	C110	C145	C150	$DCON_{MS}$	TD	LF	THL	NOF	PHD	BSG
G 1/8-28	28.00	67.00	7.00 x 5.50	B	NORMAL	T200-XM100DK-1/8				★	★	★				★	★	★				★	★	★				★	★	★				★	★	★	7.0	9.73	90.0	18.0	3	8.8	DIN 5156
		2.638																																	*.276*	*.383*	*3.543*	*.709*		*.346*	
G 1/4-19	19.00	71.00	11.00 x 9.00	B	NORMAL	T200-XM100DK-1/4				★	★	★				★	★	★				★	★	★				★	★	★				★	★	★	11.0	13.16	100.0	21.0	3	11.8	DIN 5156
		2.795																																	*.433*	*.518*	*3.937*	*.827*		*.465*	
G 3/8-19	19.00	58.00	12.00 x 9.00	B	NORMAL	T200-XM100DK-3/8				★	★	★				★	★	★				★	★	★				★	★	★				★	★	★	12.0	16.66	100.0	21.0	4	15.3	DIN 5156
		2.283																																	*.472*	*.656*	*3.937*	*.827*		*.600*	
G 1/2-14	14.00	80.00	16.00 x 12.00	B	NORMAL	T200-XM100DK-1/2	★	★	★				★	★	★				★	★	★				★	★	★				★	★	★				16.0	20.96	125.0	24.0	4	19.0	DIN 5156
		3.150																																	*.630*	*.825*	*4.921*	*.945*		*.748*	
G 5/8-14	14.00	78.00	18.00 x 14.50	B	NORMAL	T200-XM100DK-5/8	★	★	★				★	★	★				★	★	★				★	★	★				★	★	★				18.0	22.91	125.0	24.0	4	21.0	DIN 5156
		3.071																																	*.709*	*.902*	*4.921*	*.945*		*.827*	
G 3/4-14	14.00	77.00	20.00 x 16.00	B	NORMAL	T200-XM100DK-3/4	★	★	★				★	★	★				★	★	★				★	★	★				★	★	★				20.0	26.44	140.0	28.0	4	24.5	DIN 5156
		3.032																																	*.787*	*1.041*	*5.512*	*1.102*		*.965*	
G 7/8-14	14.00	85.00	22.00 x 18.00	B	NORMAL	T200-XM100DK-7/8		★						★						★						★						★					22.0	30.20	150.0	28.0	4	28.3	DIN 5156
		3.346																																	*.866*	*1.189*	*5.906*	*1.102*		*1.112*	
G 1"-11	11.00	93.00	25.00 x 20.00	B	NORMAL	T200-XM100DK-1	★	★	★				★	★	★				★	★	★				★	★	★				★	★	★				25.0	33.25	160.0	30.0	4	30.8	DIN 5156
		3.661																																	*.984*	*1.309*	*6.299*	*1.181*		*1.211*	

C162 C157 E9 E27 C154

CoroTap™ 300

Applications

- Adaptés aux trous borgnes
- Nombreux profils et normes de filets
- Profondeurs jusqu'à 3 x diamètre

V C

Champ d'application ISO :

P M K N S

Caractéristiques et avantages

- La conception des goujures hélicoïdales assure un angle de coupe constant et un process régulier
- Chanfrein arrière, utilisé sur les tarauds avec un grand angle d'hélice, pour réduire le couple et l'écaillage
- Les tarauds avec un grand angle d'hélice donnent une excellente évacuation des copeaux et permettent d'usiner des filets jusqu'à 3 x le diamètre dans les trous non débouchants
- Les tarauds avec un petit angle d'hélice ont des arêtes résistantes ; ils conviennent aux matières tenaces et produisent des copeaux courts dans les trous borgnes
- Tarauds acier rapide élaborés par métallurgie des poudres pour plus de résistance à l'usure et pour une durée de vie plus longue
- Tarauds carbure monobloc avec une longue durée de vie et une productivité élevée

- Tarauds à entrée hélicoïdale rectifiée
- Les goujures hélicoïdales permettent d'évacuer les copeaux
- Meilleure option pour les trous non débouchants
- Différents angles d'hélice pour différentes applications
- Les goujures servent à la foi à l'acheminement du liquide de coupe et à l'évacuation des copeaux
- Différentes profondeurs de filetage en fonction de l'application et de la géométrie

www.sandvik.coromant.com/corotap300

Pour CoroChuck™ 970, voir le catalogue Outils Rotatifs.

Taraud coupant CoroTap™ 300 à goujures hélicoïdales

Profil de filet : Métrique

DIN 371, DIN 376

ULDR 1.5
FHA 15°
SUBSTRATE HSS-E

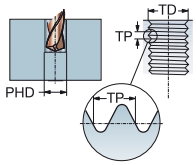

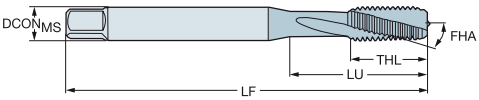

P N

							Dimensions, mm, pouce					
TDZ	TP	LU	CZC_{MS}	THCHT	TCTR	Référence de commande	$DCON_{MS}$	TD	LF	THL	NOF	BSG
M 2	0.40	9.00	2.80 x 2.10	C	6H	E207M2	2.8	2.00	45.0	4.0	3	DIN 371
		.354					*.110*	*.079*	*1.772*	*.157*		
M 2.5	0.45	12.50	2.80 x 2.10	C	6H	E207M2.5	2.8	2.50	50.0	4.0	3	DIN 371
		.492					*.110*	*.098*	*1.969*	*.157*		
M 3	0.50	18.00	3.50 x 2.70	C	6H	E207M3	3.5	3.00	56.0	9.0	3	DIN 371
		.709					*.138*	*.118*	*2.205*	*.354*		
M 3.5	0.60	20.00	4.00 x 3.00	C	6H	E207M3.5	4.0	3.50	56.0	11.0	3	DIN 371
		.787					*.157*	*.138*	*2.205*	*.433*		
M 4	0.70	21.00	4.50 x 3.40	C	6H	E207M4	4.5	4.00	63.0	12.0	3	DIN 371
		.827					*.177*	*.157*	*2.480*	*.472*		
M 5	0.80	25.00	6.00 x 4.90	C	6H	E207M5	6.0	5.00	70.0	13.0	3	DIN 371
		.984					*.236*	*.197*	*2.756*	*.512*		
M 6	1.00	30.00	6.00 x 4.90	C	6H	E207M6	6.0	6.00	80.0	15.0	3	DIN 371
		1.181					*.236*	*.236*	*3.150*	*.591*		
M 7	1.00	30.00	7.00 x 5.50	C	6H	E207M7	7.0	7.00	80.0	15.0	3	DIN 371
		1.181					*.276*	*.276*	*3.150*	*.591*		
M 8	1.25	35.00	8.00 x 6.20	C	6H	E207M8	8.0	8.00	90.0	18.0	3	DIN 371
		1.378					*.315*	*.315*	*3.543*	*.709*		
M 10	1.50	39.00	10.00 x 8.00	C	6H	E207M10	10.0	10.00	100.0	20.1	3	DIN 371
		1.535					*.394*	*.394*	*3.937*	*.791*		
M 4	0.70	43.00	2.80 x 2.10	C	6H	E258M4	2.8	4.00	63.0	12.0	3	DIN 376
		1.693					*.110*	*.157*	*2.480*	*.472*		
M 5	0.80	49.00	3.50 x 2.70	C	6H	E258M5	3.5	5.00	70.0	13.0	3	DIN 376
		1.929					*.138*	*.197*	*2.756*	*.512*		
M 6	1.00	59.00	4.50 x 3.40	C	6H	E258M6	4.5	6.00	80.0	15.0	3	DIN 376
		2.323					*.177*	*.236*	*3.150*	*.591*		
M 8	1.25	67.00	6.00 x 4.90	C	6H	E258M8	6.0	8.00	90.0	18.0	3	DIN 376
		2.638					*.236*	*.315*	*3.543*	*.709*		
M 10	1.50	77.00	7.00 x 5.50	C	6H	E258M10	7.0	10.00	100.0	20.0	3	DIN 376
		3.032					*.276*	*.394*	*3.937*	*.787*		
M 12	1.75	83.00	9.00 x 7.00	C	6H	E258M12	9.0	12.00	110.0	23.0	3	DIN 376
		3.268					*.354*	*.472*	*4.331*	*.906*		
M 14	2.00	81.00	11.00 x 9.00	C	6H	E258M14	11.0	14.00	110.0	25.0	3	DIN 376
		3.189					*.433*	*.551*	*4.331*	*.984*		
M 16	2.00	68.00	12.00 x 9.00	C	6H	E258M16	12.0	16.00	110.0	25.0	3	DIN 376
		2.677					*.472*	*.630*	*4.331*	*.984*		
M 18	2.50	81.00	14.00 x 11.00	C	6H	E258M18	14.0	18.00	125.0	30.0	3	DIN 376
		3.189					*.551*	*.709*	*4.921*	*1.181*		
M 20	2.50	95.00	16.00 x 12.00	C	6H	E258M20	16.0	20.00	140.0	30.0	3	DIN 376
		3.740					*.630*	*.787*	*5.512*	*1.181*		
M 22	2.50	93.00	18.00 x 14.50	C	6H	E258M22	18.0	22.00	140.0	34.0	4	DIN 376
		3.661					*.709*	*.866*	*5.512*	*1.339*		
M 24	3.00	113.00	18.00 x 14.50	C	6H	E258M24	18.0	24.00	160.0	38.0	4	DIN 376
		4.449					*.709*	*.945*	*6.299*	*1.496*		
M 30	3.50	115.00	22.00 x 18.00	C	6H	E258M30	22.0	30.00	180.0	45.0	4	DIN 376
		4.528					*.866*	*1.181*	*7.087*	*1.772*		
M 36	4.00	131.00	28.00 x 22.00	C	6H	E258M36	28.0	36.00	200.0	55.0	4	DIN 376
		5.157					*1.102*	*1.417*	*7.874*	*2.165*		

C166 C157 E9 C154

FRE

Taraud coupant CoroTap™ 300 à goujures hélicoïdales

Profil de filet : Métrique

DIN 371, DIN 376

ULDR 1.5
FHA 15°
SUBSTRATE HSS-E
COATING PVD TIN

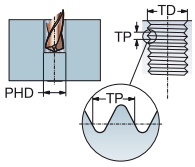

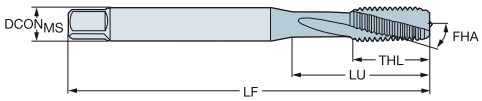

P N S

TDZ	TP	LU	CZC$_{MS}$	THCHT	TCTR	Référence de commande	Dimensions, mm, pouce DCON$_{MS}$	TD	LF	THL	NOF	BSG
M 3	0.50	18.00	3.50 x 2.70	C	6H	E212M3	3.5	3.00	56.0	9.0	3	DIN 371
		.709					*.138*	*.118*	*2.205*	*.354*		
M 4	0.70	21.00	4.50 x 3.40	C	6H	E212M4	4.5	4.00	63.0	11.0	3	DIN 371
		.827					*.177*	*.157*	*2.480*	*.433*		
M 5	0.80	25.00	6.00 x 4.90	C	6H	E212M5	6.0	5.00	70.0	13.0	3	DIN 371
		.984					*.236*	*.197*	*2.756*	*.512*		
M 6	1.00	30.00	6.00 x 4.90	C	6H	E212M6	6.0	6.00	80.0	15.0	3	DIN 371
		1.181					*.236*	*.236*	*3.150*	*.591*		
M 8	1.25	35.00	8.00 x 6.20	C	6H	E212M8	8.0	8.00	90.0	18.0	3	DIN 371
		1.378					*.315*	*.315*	*3.543*	*.709*		
M 10	1.50	39.00	10.00 x 8.00	C	6H	E212M10	10.0	10.00	100.0	20.0	3	DIN 371
		1.535					*.394*	*.394*	*3.937*	*.787*		
M 12	1.75	83.00	9.00 x 7.00	C	6H	E263M12	9.0	12.00	110.0	23.0	3	DIN 376
		3.268					*.354*	*.472*	*4.331*	*.906*		
M 14	2.00	81.00	11.00 x 9.00	C	6H	E263M14	11.0	14.00	110.0	25.0	3	DIN 376
		3.189					*.433*	*.551*	*4.331*	*.984*		
M 16	2.00	68.00	12.00 x 9.00	C	6H	E263M16	12.0	16.00	110.0	25.0	3	DIN 376
		2.677					*.472*	*.630*	*4.331*	*.984*		
M 18	2.50	81.00	14.00 x 11.00	C	6H	E263M18	14.0	18.00	125.0	30.0	3	DIN 376
		3.189					*.551*	*.709*	*4.921*	*1.181*		
M 20	2.50	95.00	16.00 x 12.00	C	6H	E263M20	16.0	20.00	140.0	30.0	3	DIN 376
		3.740					*.630*	*.787*	*5.512*	*1.181*		
M 22	2.50	93.00	18.00 x 14.50	C	6H	E263M22	18.0	22.00	140.0	34.0	4	DIN 376
		3.661					*.709*	*.866*	*5.512*	*1.339*		
M 24	3.00	113.00	18.00 x 14.50	C	6H	E263M24	18.0	24.00	160.0	38.0	4	DIN 376
		4.449					*.709*	*.945*	*6.299*	*1.496*		
M 27	3.00	97.00	20.00 x 16.00	C	6H	E263M27	20.0	27.00	160.0	38.0	4	DIN 376
		3.819					*.787*	*1.063*	*6.299*	*1.496*		
M 30	3.50	115.00	22.00 x 18.00	C	6H	E263M30	22.0	30.00	180.0	45.0	4	DIN 376
		4.528					*.866*	*1.181*	*7.087*	*1.772*		
M 33	3.50	113.00	25.00 x 20.00	C	6H	E263M33	25.0	33.00	180.0	50.0	4	DIN 376
		4.449					*.984*	*1.299*	*7.087*	*1.969*		
M 36	4.00	131.00	28.00 x 22.00	C	6H	E263M36	28.0	36.00	200.0	55.0	4	DIN 376
		5.157					*1.102*	*1.417*	*7.874*	*2.165*		

C166 C157 E9 C154

Taraud coupant CoroTap™ 300 à goujures hélicoïdales

Profil de filet : Métrique

DIN 371, DIN 376

ULDR 2.0
FHA 40°
SUBSTRATE HSS-E

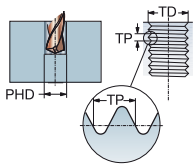

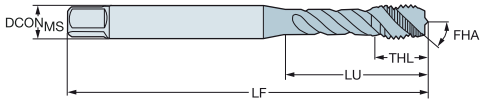

P N

							Dimensions, mm, pouce					
TDZ	TP	LU	CZC_{MS}	THCHT	TCTR	Référence de commande	$DCON_{MS}$	TD	LF	THL	NOF	BSG
M 3	0.50	18.00	3.50 x 2.70	C	6H	E195M3	3.5	3.00	56.0	5.9	3	DIN 371
		.709					*.138*	*.118*	*2.205*	*.232*		
M 4	0.70	21.00	4.50 x 3.40	C	6H	E195M4	4.5	4.00	63.0	6.7	3	DIN 371
		.827					*.177*	*.157*	*2.480*	*.264*		
M 5	0.80	25.00	6.00 x 4.90	C	6H	E195M5	6.0	5.00	70.0	7.7	3	DIN 371
		.984					*.236*	*.197*	*2.756*	*.303*		
M 6	1.00	30.00	6.00 x 4.90	C	6H	E195M6	6.0	6.00	80.0	10.0	3	DIN 371
		1.181					*.236*	*.236*	*3.150*	*.394*		
M 8	1.25	35.00	8.00 x 6.20	C	6H	E195M8	8.0	8.00	90.0	11.6	3	DIN 371
		1.378					*.315*	*.315*	*3.543*	*.457*		
M 10	1.50	39.00	10.00 x 8.00	C	6H	E195M10	10.0	10.00	100.0	15.1	3	DIN 371
		1.535					*.394*	*.394*	*3.937*	*.594*		
M 12	1.75	83.00	9.00 x 7.00	C	6H	E245M12	9.0	12.00	110.0	16.0	3	DIN 376
		3.268					*.354*	*.472*	*4.331*	*.630*		
M 14	2.00	81.00	11.00 x 9.00	C	6H	E245M14	11.0	14.00	110.0	20.0	3	DIN 376
		3.189					*.433*	*.551*	*4.331*	*.787*		
M 16	2.00	68.00	12.00 x 9.00	C	6H	E245M16	12.0	16.00	110.0	20.0	3	DIN 376
		2.677					*.472*	*.630*	*4.331*	*.787*		
M 18	2.50	81.00	14.00 x 11.00	C	6H	E245M18	14.0	18.00	125.0	25.0	4	DIN 376
		3.189					*.551*	*.709*	*4.921*	*.984*		
M 20	2.50	95.00	16.00 x 12.00	C	6H	E245M20	16.0	20.00	140.0	25.0	4	DIN 376
		3.740					*.630*	*.787*	*5.512*	*.984*		
M 22	2.50	93.00	18.00 x 14.50	C	6H	E245M22	18.0	22.00	140.0	21.5	4	DIN 376
		3.661					*.709*	*.866*	*5.512*	*.846*		
M 24	3.00	113.00	18.00 x 14.50	C	6H	E245M24	18.0	24.00	160.0	25.5	4	DIN 376
		4.449					*.709*	*.945*	*6.299*	*1.004*		
M 30	3.50	115.00	22.00 x 18.00	C	6H	E245M30	22.0	30.00	180.0	31.0	4	DIN 376
		4.528					*.866*	*1.181*	*7.087*	*1.220*		

C166 C157 E9 C154

FRE

Taraud coupant CoroTap™ 300 à goujures hélicoïdales

Profil de filet : Métrique

DIN 371, DIN 376

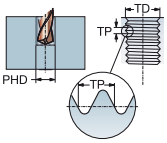

ULDR 2.5
FHA 45°
SUBSTRATE HSS-PM

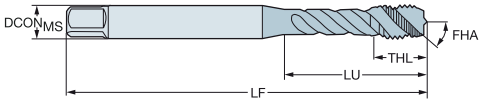

TDZ	TP	LU	CZC$_{MS}$	THCHT	TCTR	Référence de commande	P						M						K						N						S						Dimensions, mm, pouce						
							B110	B145	B150	C110	C145	C150	B110	B145	B150	C110	C145	C150	B110	B145	B150	C110	C145	C150	B110	B145	B150	C110	C145	C150	B110	B145	B150	C110	C145	C150	DCON$_{MS}$	TD	LF	THL	NOF	PHD	BSG
M 2	0.40	9.00	2.80 x 2.10	C	6H	T300-XM100DA-M2				★	★	★				★	★	★				★	★	★				★	★	★				★	★	★	2.8	2.00	45.0	4.0	3	1.6	DIN 371
		.354																																	.110	.079	1.772	.157		.063	
M 2.5	0.45	12.50	2.80 x 2.10	C	6H	T300-XM100DA-M2.5				★	★	★				★	★	★				★	★	★				★	★	★				★	★	★	2.8	2.50	50.0	4.0	3	2.1	DIN 371
		.492																																	.110	.098	1.969	.157		.081	
M 3	0.50	18.00	3.50 x 2.70	C	6H	T300-XM100DA-M3				★	★	★				★	★	★				★	★	★				★	★	★				★	★	★	3.5	3.00	56.0	5.9	3	2.5	DIN 371
		.709																																	.138	.118	2.205	.232		.098	
M 3.5	0.60	20.00	4.00 x 3.00	C	6H	T300-XM100DA-M3.5				★	★	★				★	★	★				★	★	★				★	★	★				★	★	★	4.0	3.50	56.0	6.3	3	2.9	DIN 371
		.787																																	.157	.138	2.205	.248		.114	
M 4	0.70	21.00	4.50 x 3.40	C	6H	T300-XM100DA-M4				★	★	★				★	★	★				★	★	★				★	★	★				★	★	★	4.5	4.00	63.0	6.7	3	3.3	DIN 371
		.827																																	.177	.157	2.480	.264		.130	
M 5	0.80	21.00	6.00 x 4.90	C	6H	T300-XM100DA-M5				★	★	★				★	★	★				★	★	★				★	★	★				★	★	★	6.0	5.00	70.0	7.7	3	4.2	DIN 371
		.827																																	.236	.197	2.756	.303		.165	
M 6	1.00	31.00	6.00 x 4.90	C	6H	T300-XM100DA-M6				★	★	★				★	★	★				★	★	★				★	★	★				★	★	★	6.0	6.00	80.0	10.0	3	5.0	DIN 371
		1.220																																	.236	.236	3.150	.394		.197	
M 7	1.00	31.00	7.00 x 5.50	C	6H	T300-XM100DA-M7				★	★	★				★	★	★				★	★	★				★	★	★				★	★	★	7.0	7.00	80.0	10.0	3	6.0	DIN 371
		1.220																																	.276	.276	3.150	.394		.236	
M 8	1.25	35.00	8.00 x 6.20	C	6H	T300-XM100DA-M8				★	★	★				★	★	★				★	★	★				★	★	★				★	★	★	8.0	8.00	90.0	11.6	3	6.8	DIN 371
		1.378																																	.315	.315	3.543	.457		.268	
M 10	1.50	39.00	10.00 x 8.00	C	6H	T300-XM100DA-M10				★	★	★				★	★	★				★	★	★				★	★	★				★	★	★	10.0	10.00	100.0	15.1	3	8.5	DIN 371
		1.535																																	.394	.394	3.937	.594		.335	
M 6	1.00	59.00	4.50 x 3.40	C	6H	T300-XM101DA-M6				★	★	★				★	★	★				★	★	★				★	★	★				★	★	★	4.5	6.00	80.0	10.0	3	5.0	DIN 376
		2.323																																	.177	.236	3.150	.394		.197	
M 8	1.25	67.00	6.00 x 4.90	C	6H	T300-XM101DA-M8				★	★	★				★	★	★				★	★	★				★	★	★				★	★	★	6.0	8.00	90.0	12.0	3	6.8	DIN 376
		2.638																																	.236	.315	3.543	.472		.268	
M 10	1.50	77.00	7.00 x 5.50	C	6H	T300-XM101DA-M10				★	★	★				★	★	★				★	★	★				★	★	★				★	★	★	7.0	10.00	100.0	15.0	3	8.5	DIN 376
		3.032																																	.276	.394	3.937	.591		.335	
M 12	1.75	83.00	9.00 x 7.00	C	6H	T300-XM101DA-M12				★	★	★				★	★	★				★	★	★				★	★	★				★	★	★	9.0	12.00	110.0	16.0	3	10.2	DIN 376
		3.268																																	.354	.472	4.331	.630		.402	
M 14	2.00	81.00	11.00 x 9.00	C	6H	T300-XM101DA-M14				★	★	★				★	★	★				★	★	★				★	★	★				★	★	★	11.0	14.00	110.0	20.0	3	12.0	DIN 376
		3.189																																	.433	.551	4.331	.787		.472	
M 16	2.00	68.00	12.00 x 9.00	C	6H	T300-XM101DA-M16				★	★	★				★	★	★				★	★	★				★	★	★				★	★	★	12.0	16.00	110.0	20.0	4	14.0	DIN 376
		2.677																																	.472	.630	4.331	.787		.551	
M 18	2.50	81.00	14.00 x 11.00	C	6H	T300-XM101DA-M18	★	★	★				★	★	★				★	★	★				★	★	★				★	★	★				14.0	18.00	125.0	25.0	4	15.5	DIN 376
		3.189																																	.551	.709	4.921	.984		.610	
M 20	2.50	95.00	16.00 x 12.00	C	6H	T300-XM101DA-M20	★	★	★				★	★	★				★	★	★				★	★	★				★	★	★				16.0	20.00	140.0	25.0	4	17.5	DIN 376
		3.740																																	.630	.787	5.512	.984		.689	
M 22	2.50	93.00	18.00 x 14.50	C	6H	T300-XM101DA-M22	★	★	★				★	★	★				★	★	★				★	★	★				★	★	★				18.0	22.00	140.0	25.0	4	19.5	DIN 376
		3.661																																	.709	.866	5.512	.984		.768	
M 24	3.00	113.00	18.00 x 14.50	C	6H	T300-XM101DA-M24	★	★	★				★	★	★				★	★	★				★	★	★				★	★	★				18.0	24.00	160.0	30.0	4	21.0	DIN 376
		4.449																																	.709	.945	6.299	1.181		.827	
M 27	3.00	97.00	20.00 x 16.00	C	6H	T300-XM101DA-M27	★	★	★				★	★	★				★	★	★				★	★	★				★	★	★				20.0	27.00	160.0	30.0	4	24.0	DIN 376
		3.819																																	.787	1.063	6.299	1.181		.945	
M 30	3.50	115.00	22.00 x 18.00	C	6H	T300-XM101DA-M30	★	★	★				★	★	★				★	★	★				★	★	★				★	★	★				22.0	30.00	180.0	36.0	4	26.5	DIN 376
		4.528																																	.866	1.181	7.087	1.417		1.043	
M 33	3.50	113.00	25.00 x 20.00	C	6H	T300-XM101DA-M33	★	★	★				★	★	★				★	★	★				★	★	★				★	★	★				25.0	33.00	180.0	36.0	4	29.5	DIN 376
		4.449																																	.984	1.299	7.087	1.417		1.161	
M 36	4.00	131.00	28.00 x 22.00	C	6H	T300-XM101DA-M36	★	★	★				★	★	★				★	★	★				★	★	★				★	★	★				28.0	36.00	200.0	40.0	4	32.0	DIN 376
		5.157																																	1.102	1.417	7.874	1.575		1.260	
M 39	4.00	102.00	32.00 x 24.00	C	6H	T300-XM101DA-M39		★						★						★						★						★					32.0	39.00	200.0	40.0	4	35.0	DIN 376
		4.016																																	1.260	1.535	7.874	1.575		1.378	
M 42	4.50	102.00	32.00 x 24.00	C	6H	T300-XM101DA-M42		★	★					★	★					★	★					★	★					★	★				32.0	42.00	200.0	45.0	4	37.5	DIN 376
		4.016																																	1.260	1.654	7.874	1.772		1.476	
M 48	5.00	147.00	36.00 x 29.00	C	6H	T300-XM101DA-M48		★						★						★						★						★					36.0	48.00	250.0	50.0	4	43.0	DIN 376
		5.787																																	1.417	1.890	9.843	1.969		1.693	

C166 C157 E9 E27 C154

Taraud coupant CoroTap™ 300 à goujures hélicoïdales

Profil de filet : Métrique

DIN 371, DIN 376

ULDR 2.5
FHA 45°
SUBSTRATE HSS-PM

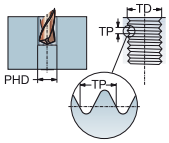

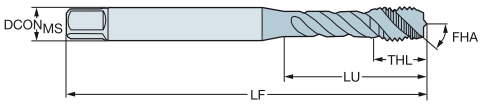

TDZ	TP	LU	CZC$_{MS}$	THCHT	TCTR	Référence de commande	P						M						K						N						S						Dimensions, mm, pouce						
							B110	B145	B150	C110	C145	C150	B110	B145	B150	C110	C145	C150	B110	B145	B150	C110	C145	C150	B110	B145	B150	C110	C145	C150	B110	B145	B150	C110	C145	C150	DCON$_{MS}$	TD	LF	THL	NOF	PHD	BSG
M 52	5.00	120.00	40.00 x 32.00	C	6H	T300-XM101DA-M52		★	★					★	★					★	★					★	★					★	★				40.0	52.00	250.0	50.0	5	47.0	DIN 376
		4.724																																	*1.575*	*2.047*	*9.843*	*1.969*		*1.850*	
M 56	5.50	120.00	40.00 x 32.00	C	6H	T300-XM101DA-M56		★	★					★	★					★	★					★	★					★	★				40.0	56.00	250.0	55.0	5	50.5	DIN 376
		4.724																																	*1.575*	*2.205*	*9.843*	*2.165*		*1.988*	
M 64	6.00	178.00	50.00 x 39.00	C	6H	T300-XM101DA-M64		★						★						★						★						★					50.0	64.00	315.0	60.0	6	58.0	DIN 376
		7.008																																	*1.969*	*2.520*	*12.402*	*2.362*		*2.283*	
M 3	0.50	18.00	3.50 x 2.70	E	6H	T300-XM102DA-M3				★	★	★				★	★	★				★	★	★				★	★	★				★	★	★	3.5	3.00	56.0	5.9	3	2.5	DIN 371
		.709																																	*.138*	*.118*	*2.205*	*.232*		*.098*	
M 4	0.70	21.00	4.50 x 3.40	E	6H	T300-XM102DA-M4				★	★	★				★	★	★				★	★	★				★	★	★				★	★	★	4.5	4.00	63.0	6.7	3	3.3	DIN 371
		.827																																	*.177*	*.157*	*2.480*	*.264*		*.130*	
M 5	0.80	21.00	6.00 x 4.90	E	6H	T300-XM102DA-M5				★	★	★				★	★	★				★	★	★				★	★	★				★	★	★	6.0	5.00	70.0	7.7	3	4.2	DIN 371
		.827																																	*.236*	*.197*	*2.756*	*.303*		*.165*	
M 6	1.00	31.00	6.00 x 4.90	E	6H	T300-XM102DA-M6				★	★	★				★	★	★				★	★	★				★	★	★				★	★	★	6.0	6.00	80.0	10.0	3	5.0	DIN 371
		1.220																																	*.236*	*.236*	*3.150*	*.394*		*.197*	
M 8	1.25	35.00	8.00 x 6.20	E	6H	T300-XM102DA-M8				★	★	★				★	★	★				★	★	★				★	★	★				★	★	★	8.0	8.00	90.0	11.6	3	6.8	DIN 371
		1.378																																	*.315*	*.315*	*3.543*	*.457*		*.268*	
M 10	1.50	39.00	10.00 x 8.00	E	6H	T300-XM102DA-M10				★	★	★				★	★	★				★	★	★				★	★	★				★	★	★	10.0	10.00	100.0	15.1	3	8.5	DIN 371
		1.535																																	*.394*	*.394*	*3.937*	*.594*		*.335*	
M 12	1.75	83.00	9.00 x 7.00	E	6H	T300-XM103DA-M12				★	★	★				★	★	★				★	★	★				★	★	★				★	★	★	9.0	12.00	110.0	16.0	3	10.2	DIN 376
		3.268																																	*.354*	*.472*	*4.331*	*.630*		*.402*	
M 14	2.00	81.00	11.00 x 9.00	E	6H	T300-XM103DA-M14				★	★	★				★	★	★				★	★	★				★	★	★				★	★	★	11.0	14.00	110.0	20.0	3	12.0	DIN 376
		3.189																																	*.433*	*.551*	*4.331*	*.787*		*.472*	
M 16	2.00	68.00	12.00 x 9.00	E	6H	T300-XM103DA-M16				★	★	★				★	★	★				★	★	★				★	★	★				★	★	★	12.0	16.00	110.0	20.0	4	14.0	DIN 376
		2.677																																	*.472*	*.630*	*4.331*	*.787*		*.551*	
M 20	2.50	95.00	16.00 x 12.00	E	6H	T300-XM103DA-M20	★	★	★				★	★	★				★	★	★				★	★	★				★	★	★				16.0	20.00	140.0	25.0	4	17.5	DIN 376
		3.740																																	*.630*	*.787*	*5.512*	*.984*		*.689*	
M 3	0.50	18.00	3.50 x 2.70	C	6G	T300-XM104DA-M3				★	★	★				★	★	★				★	★	★				★	★	★				★	★	★	3.5	3.00	56.0	5.9	3	2.5	DIN 371
		.709																																	*.138*	*.118*	*2.205*	*.232*		*.098*	
M 4	0.70	21.00	4.50 x 3.40	C	6G	T300-XM104DA-M4				★	★	★				★	★	★				★	★	★				★	★	★				★	★	★	4.5	4.00	63.0	6.7	3	3.3	DIN 371
		.827																																	*.177*	*.157*	*2.480*	*.264*		*.130*	
M 5	0.80	25.00	6.00 x 4.90	C	6G	T300-XM104DA-M5				★	★	★				★	★	★				★	★	★				★	★	★				★	★	★	6.0	5.00	70.0	7.7	3	4.2	DIN 371
		.984																																	*.236*	*.197*	*2.756*	*.303*		*.165*	
M 6	1.00	31.00	6.00 x 4.90	C	6G	T300-XM104DA-M6				★	★	★				★	★	★				★	★	★				★	★	★				★	★	★	6.0	6.00	80.0	10.0	3	5.0	DIN 371
		1.220																																	*.236*	*.236*	*3.150*	*.394*		*.197*	
M 8	1.25	35.00	8.00 x 6.20	C	6G	T300-XM104DA-M8				★	★	★				★	★	★				★	★	★				★	★	★				★	★	★	8.0	8.00	90.0	12.0	3	6.8	DIN 371
		1.378																																	*.315*	*.315*	*3.543*	*.472*		*.268*	
M 10	1.50	39.00	10.00 x 8.00	C	6G	T300-XM104DA-M10				★	★	★				★	★	★				★	★	★				★	★	★				★	★	★	10.0	10.00	100.0	15.1	3	8.5	DIN 371
		1.535																																	*.394*	*.394*	*3.937*	*.594*		*.335*	
M 12	1.75	83.00	9.00 x 7.00	C	6G	T300-XM105DA-M12				★	★	★				★	★	★				★	★	★				★	★	★				★	★	★	9.0	12.00	110.0	16.0	3	10.2	DIN 376
		3.268																																	*.354*	*.472*	*4.331*	*.630*		*.402*	
M 14	2.00	81.00	11.00 x 9.00	C	6G	T300-XM105DA-M14				★	★	★				★	★	★				★	★	★				★	★	★				★	★	★	11.0	14.00	110.0	20.0	3	12.0	DIN 376
		3.189																																	*.433*	*.551*	*4.331*	*.787*		*.472*	
M 16	2.00	68.00	12.00 x 9.00	C	6G	T300-XM105DA-M16				★	★	★				★	★	★				★	★	★				★	★	★				★	★	★	12.0	16.00	110.0	20.0	4	14.0	DIN 376
		2.677																																	*.472*	*.630*	*4.331*	*.787*		*.551*	
M 20	2.50	95.00	16.00 x 12.00	C	6G	T300-XM105DA-M20	★	★	★				★	★	★				★	★	★				★	★	★				★	★	★				16.0	20.00	140.0	25.0	4	17.5	DIN 376
		3.740																																	*.630*	*.787*	*5.512*	*.984*		*.689*	

C166 C157 E9 E27 C154

FRE

Taraud coupant CoroTap™ 300 à goujures hélicoïdales

Profil de filet : Métrique

DIN 371/ANSI, DIN 376/ANSI

ULDR 2.5
FHA 45°
SUBSTRATE HSS-PM

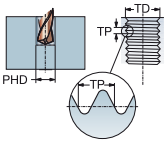

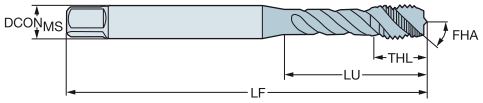

TDZ	TP	LU	CZC$_{MS}$	THCHT	TCTR	Référence de commande	P C110	P C145	P C150	M C110	M C145	M C150	K C110	K C145	K C150	N C110	N C145	N C150	S C110	S C145	S C150	Dimensions, mm, pouce DCON$_{MS}$	TD	LF	THL	NOF	PHD	BSG
M 4	0.70	21.50	.194 x .152	C	6H	T300-XM100AA-M4	★	★	★	★	★	★	★	★	★	★	★	★	★	★	★	4.9	4.00	63.0	8.4	3	3.3	DIN 371/ANSI
		.846																				.194	.157	2.480	.331		.130	
M 5	0.80	28.00	.194 x .152	C	6H	T300-XM100AA-M5	★	★	★	★	★	★	★	★	★	★	★	★	★	★	★	4.9	5.00	70.0	8.6	3	4.2	DIN 371/ANSI
		1.102																				.194	.197	2.756	.339		.165	
M 6	1.00	25.50	.255 x .191	C	6H	T300-XM100AA-M6	★	★	★	★	★	★	★	★	★	★	★	★	★	★	★	6.5	6.00	80.0	11.4	3	5.0	DIN 371/ANSI
		1.004																				.255	.236	3.150	.449		.197	
M 8	1.25	33.50	.318 x .238	C	6H	T300-XM100AA-M8	★	★	★	★	★	★	★	★	★	★	★	★	★	★	★	8.1	8.00	90.0	12.9	3	6.8	DIN 371/ANSI
		1.319																				.318	.315	3.543	.508		.268	
M 10	1.50	38.50	.381 x .286	C	6H	T300-XM100AA-M10	★	★	★	★	★	★	★	★	★	★	★	★	★	★	★	9.7	10.00	100.0	16.1	3	8.5	DIN 371/ANSI
		1.516																				.381	.394	3.937	.634		.335	
M 12	1.75	81.82	.367 x .275	C	6H	T300-XM101AA-M12	★	★	★	★	★	★	★	★	★	★	★	★	★	★	★	9.3	12.00	110.0	18.0	3	10.2	DIN 376/ANSI
		3.221																				.367	.472	4.331	.709		.402	
M 14	2.00	80.30	.429 x .322	C	6H	T300-XM101AA-M14	★	★	★	★	★	★	★	★	★	★	★	★	★	★	★	10.9	14.00	110.0	20.1	3	12.0	DIN 376/ANSI
		3.161																				.429	.551	4.331	.791		.472	
M 16	2.00	65.78	.480 x .360	C	6H	T300-XM101AA-M16	★	★	★	★	★	★	★	★	★	★	★	★	★	★	★	12.2	16.00	110.0	20.1	4	14.0	DIN 376/ANSI
		2.590																				.480	.630	4.331	.791		.551	
M 18	2.50	79.00	.542 x .406	C	6H	T300-XM101AA-M18	★		★	★		★	★		★	★		★	★		★	13.8	18.00	125.0	24.9	4	15.5	DIN 376/ANSI
		3.110																				.542	.709	4.921	.980		.610	
M 20	2.50	92.47	.652 x .489	C	6H	T300-XM101AA-M20	★	★	★	★	★	★	★	★	★	★	★	★	★	★	★	16.6	20.00	140.0	24.9	4	17.5	DIN 376/ANSI
		3.641																				.652	.787	5.512	.980		.689	
M 4	0.70	21.50	.168 x .131	E	6H	T300-XM102AA-M4	★	★	★	★	★	★	★	★	★	★	★	★	★	★	★	4.3	4.00	63.0	8.4	3	3.3	DIN 371/ANSI
		.846																				.168	.157	2.480	.331		.130	
M 5	0.80	28.00	.194 x .152	E	6H	T300-XM102AA-M5	★	★	★	★	★	★	★	★	★	★	★	★	★	★	★	4.9	5.00	70.0	8.6	3	4.2	DIN 371/ANSI
		1.102																				.194	.197	2.756	.339		.165	
M 6	1.00	25.50	.255 x .191	E	6H	T300-XM102AA-M6	★	★	★	★	★	★	★	★	★	★	★	★	★	★	★	6.5	6.00	80.0	11.4	3	5.0	DIN 371/ANSI
		1.004																				.255	.236	3.150	.449		.197	
M 8	1.25	33.50	.318 x .238	E	6H	T300-XM102AA-M8	★	★	★	★	★	★	★	★	★	★	★	★	★	★	★	8.1	8.00	90.0	12.9	3	6.8	DIN 371/ANSI
		1.319																				.318	.315	3.543	.508		.268	
M 10	1.50	38.50	.381 x .286	E	6H	T300-XM102AA-M10	★	★	★	★	★	★	★	★	★	★	★	★	★	★	★	9.7	10.00	100.0	16.1	3	8.5	DIN 371/ANSI
		1.516																				.381	.394	3.937	.634		.335	
M 12	1.75	81.82	.367 x .275	E	6H	T300-XM103AA-M12	★	★	★	★	★	★	★	★	★	★	★	★	★	★	★	9.3	12.00	110.0	18.0	3	10.2	DIN 376/ANSI
		3.221																				.367	.472	4.331	.709		.402	
M 14	2.00	80.30	.429 x .322	E	6H	T300-XM103AA-M14		★	★		★	★		★	★		★	★		★	★	10.9	14.00	110.0	20.1	3	12.0	DIN 376/ANSI
		3.161																				.429	.551	4.331	.791		.472	
M 16	2.00	65.78	.480 x .360	E	6H	T300-XM103AA-M16	★	★		★	★		★	★		★	★		★	★		12.2	16.00	110.0	20.1	4	14.0	DIN 376/ANSI
		2.590																				.480	.630	4.331	.791		.551	
M 18	2.50	79.00	.542 x .406	E	6H	T300-XM103AA-M18		★			★			★			★			★		13.8	18.00	125.0	24.9	4	15.5	DIN 376/ANSI
		3.110																				.542	.709	4.921	.980		.610	
M 20	2.50	92.47	.652 x .489	E	6H	T300-XM103AA-M20	★	★	★	★	★	★	★	★	★	★	★	★	★	★	★	16.6	20.00	140.0	24.9	4	17.5	DIN 376/ANSI
		3.641																				.652	.787	5.512	.980		.689	

C166 C157 E9 E27 C154

Taraud coupant CoroTap™ 300 à goujures hélicoïdales

Profil de filet : Métrique

DIN 371, DIN 376

ULDR	3.0
FHA	45°
SUBSTRATE	HSS-E
COATING	PVD TIALN

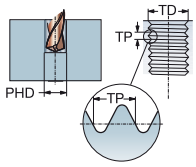

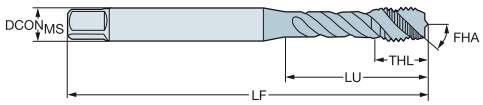

P M K N S

							Dimensions, mm, pouce					
TDZ	TP	LU	CZC_{MS}	THCHT	TCTR	Référence de commande	$DCON_{MS}$	TD	LF	THL	NOF	BSG
M 3	0.50	18.00	3.50 x 2.70	C	6H	E615M3	3.5	3.00	112.0	6.0	3	DIN 371
		.709					*.138*	*.118*	*4.409*	*.236*		
M 4	0.70	21.00	4.50 x 3.40	C	6H	E615M4	4.5	4.00	112.0	7.0	3	DIN 371
		.827					*.177*	*.157*	*4.409*	*.276*		
M 5	0.80	25.00	6.00 x 4.90	C	6H	E615M5	6.0	5.00	125.0	8.0	3	DIN 371
		.984					*.236*	*.197*	*4.921*	*.315*		
M 6	1.00	30.00	6.00 x 4.90	C	6H	E615M6	6.0	6.00	125.0	10.0	3	DIN 371
		1.181					*.236*	*.236*	*4.921*	*.394*		
M 8	1.25	40.00	8.00 x 6.20	C	6H	E615M8	8.0	8.00	140.0	13.0	3	DIN 371
		1.575					*.315*	*.315*	*5.512*	*.512*		
M 10	1.50	50.00	10.00 x 8.00	C	6H	E615M10	10.0	10.00	160.0	15.0	3	DIN 371
		1.969					*.394*	*.394*	*6.299*	*.591*		
M 12	1.75	153.00	9.00 x 7.00	C	6H	E615M12	9.0	12.00	180.0	16.0	3	DIN 376
		6.024					*.354*	*.472*	*7.087*	*.630*		
M 14	2.00	151.00	11.00 x 9.00	C	6H	E615M14	11.0	14.00	180.0	20.0	3	DIN 376
		5.945					*.433*	*.551*	*7.087*	*.787*		
M 16	2.00	158.00	12.00 x 9.00	C	6H	E615M16	12.0	16.00	200.0	20.0	3	DIN 376
		6.220					*.472*	*.630*	*7.874*	*.787*		
M 20	2.50	179.00	16.00 x 12.00	C	6H	E615M20	16.0	20.00	224.0	25.0	4	DIN 376
		7.047					*.630*	*.787*	*8.819*	*.984*		

C166 C157 E9 C154

FRE

Taraud coupant CoroTap™ 300 à goujures hélicoïdales

Profil de filet : Métrique à pas fin

DIN 374

ULDR 2.5
FHA 45°
SUBSTRATE HSS-PM

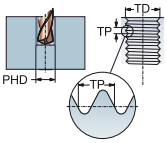

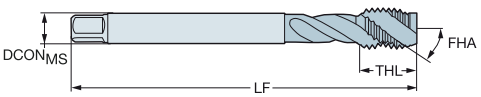

TDZ	TP	LU	CZC$_{MS}$	THCHT	TCTR	Référence de commande	P						M						K						N						S						Dimensions, mm, pouce						
							B110	B145	B150	C110	C145	C150	B110	B145	B150	C110	C145	C150	B110	B145	B150	C110	C145	C150	B110	B145	B150	C110	C145	C150	B110	B145	B150	C110	C145	C150	DCON$_{MS}$	TD	LF	THL	NOF	PHD	BSG
MF 4x0.5	0.50	43.00	2.80 x 2.10	C	6H	T300-XM100DB-M4X050				★	★	★				★	★	★				★	★	★				★	★	★				★	★	★	2.8	4.00	63.0	6.8	3	3.5	DIN 374
		1.693																																			*.110*	*.157*	*2.480*	*.268*		*.138*	
MF 5x0.5	0.50	49.00	3.50 x 2.70	C	6H	T300-XM100DB-M5X050				★	★	★				★	★	★				★	★	★				★	★	★				★	★	★	3.5	5.00	70.0	8.2	3	4.5	DIN 374
		1.929																																			*.138*	*.197*	*2.756*	*.323*		*.177*	
MF 6x0.75	0.75	59.00	4.50 x 3.40	C	6H	T300-XM100DB-M6X075				★	★	★				★	★	★				★	★	★				★	★	★				★	★	★	4.5	6.00	80.0	10.0	3	5.3	DIN 374
		2.323																																			*.177*	*.236*	*3.150*	*.394*		*.209*	
MF 8x0.75	0.75	57.00	6.00 x 4.90	C	6H	T300-XM100DB-M8X075				★	★	★				★	★	★				★	★	★				★	★	★				★	★	★	6.0	8.00	80.0	13.0	3	7.3	DIN 374
		2.244																																			*.236*	*.315*	*3.150*	*.512*		*.287*	
MF 8x1	1.00	67.00	6.00 x 4.90	C	6H	T300-XM100DB-M8X100				★	★	★				★	★	★				★	★	★				★	★	★				★	★	★	6.0	8.00	90.0	13.0	3	7.0	DIN 374
		2.638																																			*.236*	*.315*	*3.543*	*.512*		*.276*	
MF 10x0.75	0.75	67.00	7.00 x 5.50	C	6H	T300-XM100DB-M10X075				★	★	★				★	★	★				★	★	★				★	★	★				★	★	★	7.0	10.00	90.0	13.0	3	9.3	DIN 374
		2.638																																			*.276*	*.394*	*3.543*	*.512*		*.366*	
MF 10x1	1.00	67.00	7.00 x 5.50	C	6H	T300-XM100DB-M10X100				★	★	★				★	★	★				★	★	★				★	★	★				★	★	★	7.0	10.00	90.0	13.0	3	9.0	DIN 374
		2.638																																			*.276*	*.394*	*3.543*	*.512*		*.354*	
MF 10x1.25	1.25	77.00	7.00 x 5.50	C	6H	T300-XM100DB-M10X125				★	★	★				★	★	★				★	★	★				★	★	★				★	★	★	7.0	10.00	100.0	15.0	3	8.8	DIN 374
		3.032																																			*.276*	*.394*	*3.937*	*.591*		*.346*	
MF 12x1	1.00	73.00	9.00 x 7.00	C	6H	T300-XM100DB-M12X100				★	★	★				★	★	★				★	★	★				★	★	★				★	★	★	9.0	12.00	100.0	15.0	3	11.0	DIN 374
		2.874																																			*.354*	*.472*	*3.937*	*.591*		*.433*	
MF 12x1.25	1.25	73.00	9.00 x 7.00	C	6H	T300-XM100DB-M12X125				★	★	★				★	★	★				★	★	★				★	★	★				★	★	★	9.0	12.00	100.0	15.0	3	10.8	DIN 374
		2.874																																			*.354*	*.472*	*3.937*	*.591*		*.425*	
MF 12x1.5	1.50	73.00	9.00 x 7.00	C	6H	T300-XM100DB-M12X150				★	★	★				★	★	★				★	★	★				★	★	★				★	★	★	9.0	12.00	100.0	15.0	3	10.5	DIN 374
		2.874																																			*.354*	*.472*	*3.937*	*.591*		*.413*	
MF 14x1	1.00	71.00	11.00 x 9.00	C	6H	T300-XM100DB-M14X100				★	★	★				★	★	★				★	★	★				★	★	★				★	★	★	11.0	14.00	100.0	15.0	3	13.0	DIN 374
		2.795																																			*.433*	*.551*	*3.937*	*.591*		*.512*	
MF 14x1.25	1.25	71.00	11.00 x 9.00	C	6H	T300-XM100DB-M14X125				★	★	★				★	★	★				★	★	★				★	★	★				★	★	★	11.0	14.00	100.0	15.0	3	12.8	DIN 374
		2.795																																			*.433*	*.551*	*3.937*	*.591*		*.504*	
MF 14x1.5	1.50	71.00	11.00 x 9.00	C	6H	T300-XM100DB-M14X150				★	★	★				★	★	★				★	★	★				★	★	★				★	★	★	11.0	14.00	100.0	15.0	3	12.5	DIN 374
		2.795																																			*.433*	*.551*	*3.937*	*.591*		*.492*	
MF 16x1	1.00	58.00	12.00 x 9.00	C	6H	T300-XM100DB-M16X100				★	★	★				★	★	★				★	★	★				★	★	★				★	★	★	12.0	16.00	100.0	15.0	4	15.0	DIN 374
		2.283																																			*.472*	*.630*	*3.937*	*.591*		*.591*	
MF 16x1.5	1.50	58.00	12.00 x 9.00	C	6H	T300-XM100DB-M16X150				★	★	★				★	★	★				★	★	★				★	★	★				★	★	★	12.0	16.00	100.0	15.0	4	14.5	DIN 374
		2.283																																			*.472*	*.630*	*3.937*	*.591*		*.571*	
MF 18x1	1.00	66.00	14.00 x 11.00	C	6H	T300-XM100DB-M18X100	★	★	★				★	★	★				★	★	★				★	★	★				★	★	★				14.0	18.00	110.0	17.0	4	17.0	DIN 374
		2.598																																			*.551*	*.709*	*4.331*	*.669*		*.669*	
MF 18x1.5	1.50	66.00	14.00 x 11.00	C	6H	T300-XM100DB-M18X150	★	★	★				★	★	★				★	★	★				★	★	★				★	★	★				14.0	18.00	110.0	17.0	4	16.5	DIN 374
		2.598																																			*.551*	*.709*	*4.331*	*.669*		*.650*	
MF 20x1	1.00	80.00	16.00 x 12.00	C	6H	T300-XM100DB-M20X100	★	★	★				★	★	★				★	★	★				★	★	★				★	★	★				16.0	20.00	125.0	17.0	4	19.0	DIN 374
		3.150																																			*.630*	*.787*	*4.921*	*.669*		*.748*	
MF 20x1.5	1.50	80.00	16.00 x 12.00	C	6H	T300-XM100DB-M20X150	★	★	★				★	★	★				★	★	★				★	★	★				★	★	★				16.0	20.00	125.0	17.0	4	18.5	DIN 374
		3.150																																			*.630*	*.787*	*4.921*	*.669*		*.728*	
MF 22x1.5	1.50	78.00	18.00 x 14.50	C	6H	T300-XM100DB-M22X150	★	★	★				★	★	★				★	★	★				★	★	★				★	★	★				18.0	22.00	125.0	17.0	4	20.5	DIN 374
		3.071																																			*.709*	*.866*	*4.921*	*.669*		*.807*	
MF 24x1.5	1.50	93.00	18.00 x 14.50	C	6H	T300-XM100DB-M24X150	★	★	★				★	★	★				★	★	★				★	★	★				★	★	★				18.0	24.00	140.0	20.0	4	22.5	DIN 374
		3.661																																			*.709*	*.945*	*5.512*	*.787*		*.886*	
MF 24x2	2.00	93.00	18.00 x 14.50	C	6H	T300-XM100DB-M24X200	★	★	★				★	★	★				★	★	★				★	★	★				★	★	★				18.0	24.00	140.0	20.0	4	22.0	DIN 374
		3.661																																			*.709*	*.945*	*5.512*	*.787*		*.866*	
MF 25x1.5	1.50	93.00	18.00 x 14.50	C	6H	T300-XM100DB-M25X150	★	★	★				★	★	★				★	★	★				★	★	★				★	★	★				18.0	25.00	140.0	20.0	4	23.5	DIN 374
		3.661																																			*.709*	*.984*	*5.512*	*.787*		*.925*	
MF 26x1.5	1.50	93.00	18.00 x 14.50	C	6H	T300-XM100DB-M26X150	★	★	★				★	★	★				★	★	★				★	★	★				★	★	★				18.0	26.00	140.0	20.0	4	24.5	DIN 374
		3.661																																			*.709*	*1.024*	*5.512*	*.787*		*.965*	
MF 27x1.5	1.50	77.00	20.00 x 16.00	C	6H	T300-XM100DB-M27X150	★	★					★	★					★	★					★	★					★	★					20.0	27.00	140.0	20.0	4	25.5	DIN 374
		3.032																																			*.787*	*1.063*	*5.512*	*.787*		*1.004*	
MF 27x2	2.00	77.00	20.00 x 16.00	C	6H	T300-XM100DB-M27X200	★	★	★				★	★	★				★	★	★				★	★	★				★	★	★				20.0	27.00	140.0	20.0	4	25.0	DIN 374
		3.032																																			*.787*	*1.063*	*5.512*	*.787*		*.984*	

C166 C157 E9 E27 C154

SANDVIK Coromant

Taraud coupant CoroTap™ 300 à goujures hélicoïdales

Profil de filet : Métrique à pas fin

DIN 374

ULDR 2.5
FHA 45°
SUBSTRATE HSS-PM

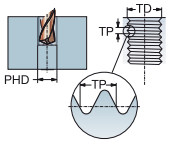

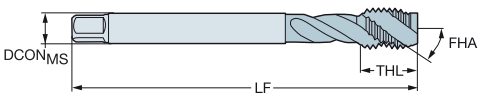

TDZ	TP	LU	CZC_{MS}	THCHT	TCTR	Référence de commande	P						M						K						N						S						Dimensions, mm, pouce						
							B110	B145	B150	C110	C145	C150	B110	B145	B150	C110	C145	C150	B110	B145	B150	C110	C145	C150	B110	B145	B150	C110	C145	C150	B110	B145	B150	C110	C145	C150	$DCON_{MS}$	TD	LF	THL	NOF	PHD	BSG
MF 28x1.5	1.50	77.00	20.00 x 16.00	C	6H	T300-XM100DB-M28X150		★						★						★						★						★					20.0	28.00	140.0	20.0	4	26.5	DIN 374
		3.032																																	*.787*	*1.102*	*5.512*	*.787*		*1.043*	
MF 30x1.5	1.50	85.00	22.00 x 18.00	C	6H	T300-XM100DB-M30X150	★	★	★				★	★	★				★	★	★				★	★	★				★	★	★				22.0	30.00	150.0	20.0	4	28.5	DIN 374
		3.346																																	*.866*	*1.181*	*5.906*	*.787*		*1.122*	
MF 30x2	2.00	85.00	22.00 x 18.00	C	6H	T300-XM100DB-M30X200	★	★	★				★	★	★				★	★	★				★	★	★				★	★	★				22.0	30.00	150.0	20.0	4	28.0	DIN 374
		3.346																																	*.866*	*1.181*	*5.906*	*.787*		*1.102*	

C166 C157 E9 E27 C154

FRE

Taraud coupant CoroTap™ 300 à goujures hélicoïdales

Profil de filet : Métrique à pas fin

DIN 374/ANSI

ULDR 2.5
FHA 45°
SUBSTRATE HSS-PM

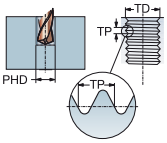

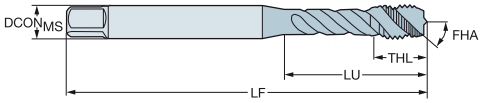

TDZ	TP	LU	CZC$_{MS}$	THCHT	TCTR	Référence de commande	P			M			K			N			S			Dimensions, mm, pouce						
							C110	C145	C150	C110	C145	C150	C110	C145	C150	C110	C145	C150	C110	C145	C150	DCON$_{MS}$	TD	LF	THL	NOF	PHD	BSG
MF 8x1	1.00	33.50	.318 x .238	C	6H	T300-XM100AB-M8X100	★	★	★	★	★	★	★	★	★	★	★	★	★	★	★	8.1	8.00	90.0	12.8	3	7.0	DIN 374/ANSI
		1.319																				*.318*	*.315*	*3.543*	*.504*		*.276*	
MF 10x1	1.00	37.50	.381 x .286	C	6H	T300-XM100AB-M10X100	★	★		★	★		★	★		★	★		★	★		9.7	10.00	90.0	13.0	3	9.0	DIN 374/ANSI
		1.476																				*.381*	*.394*	*3.543*	*.512*		*.354*	
MF 14x1.5	1.50	70.30	.429 x .322	C	6H	T300-XM101AB-M14X150	★			★			★			★			★			10.9	14.00	100.0	15.0	3	12.5	DIN 374/ANSI
		2.768																				*.429*	*.551*	*3.937*	*.591*		*.492*	
MF 18x1.5	1.50	64.00	.542 x .406	C	6H	T300-XM101AB-M18X150	★		★	★		★	★		★	★		★	★		★	13.8	18.00	110.0	17.0	4	16.5	DIN 374/ANSI
		2.520																				*.542*	*.709*	*4.331*	*.669*		*.650*	
MF 8x1	1.00	33.50	.318 x .238	E	6H	T300-XM102AB-M8X100	★	★	★	★	★	★	★	★	★	★	★	★	★	★	★	8.1	8.00	90.0	12.8	3	7.0	DIN 374/ANSI
		1.319																				*.318*	*.315*	*3.543*	*.504*		*.276*	
MF 10x1	1.00	37.50	.381 x .286	E	6H	T300-XM102AB-M10X100	★	★	★	★	★	★	★	★	★	★	★	★	★	★	★	9.7	10.00	90.0	13.0	3	9.0	DIN 374/ANSI
		1.476																				*.381*	*.394*	*3.543*	*.512*		*.354*	
MF 14x1.5	1.50	70.30	.429 x .322	E	6H	T300-XM103AB-M14X150	★	★		★	★		★	★		★	★		★	★		10.9	14.00	100.0	15.0	3	12.5	DIN 374/ANSI
		2.768																				*.429*	*.551*	*3.937*	*.591*		*.492*	
MF 18x1.5	1.50	64.00	.542 x .406	E	6H	T300-XM103AB-M18X150	★		★	★		★	★		★	★		★	★		★	13.8	18.00	110.0	17.0	4	16.5	DIN 374/ANSI
		2.520																				*.542*	*.709*	*4.331*	*.669*		*.650*	

C166 C157 E9 E27 C154

Taraud coupant CoroTap™ 300 à goujures hélicoïdales

Profil de filet : UNC

DIN 2184-1

ULDR 2.5
FHA 45°
SUBSTRATE HSS-PM

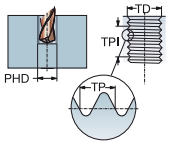

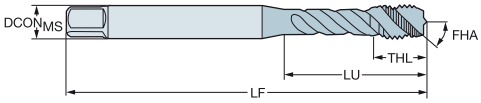

TDZ	TPI	LU	CZC_{MS}	THCHT	TCTR	Référence de commande	P						M						K						N						S						Dimensions, mm, pouce						
							B110	B145	B150	C110	C145	C150	B110	B145	B150	C110	C145	C150	B110	B145	B150	C110	C145	C150	B110	B145	B150	C110	C145	C150	B110	B145	B150	C110	C145	C150	$DCON_{MS}$	TD	LF	THL	NOF	PHD	BSG
UNC #4-40	40.00	18.00	3.50 x 2.70	C	2B	T300-XM100DE-4-40				★	★	★				★	★	★				★	★	★				★	★	★				★	★	★	3.5	2.84	56.0	5.6	3	2.4	DIN 2184-1
		.709																																	*.138*	*.112*	*2.205*	*.220*		*.093*	
UNC #5-40	40.00	18.00	3.50 x 2.70	C	2B	T300-XM100DE-5-40				★	★	★				★	★	★				★	★	★				★	★	★				★	★	★	3.5	3.18	56.0	5.6	3	2.7	DIN 2184-1
		.709																																	*.138*	*.125*	*2.205*	*.220*		*.104*	
UNC #6-32	32.00	20.00	4.00 x 3.00	C	2B	T300-XM100DE-6-32				★	★	★				★	★	★				★	★	★				★	★	★				★	★	★	4.0	3.51	56.0	6.5	3	2.9	DIN 2184-1
		.787																																	*.157*	*.138*	*2.205*	*.256*		*.112*	
UNC #8-32	32.00	21.00	4.50 x 3.40	C	2B	T300-XM100DE-8-32				★	★	★				★	★	★				★	★	★				★	★	★				★	★	★	4.5	4.17	63.0	6.5	3	3.5	DIN 2184-1
		.827																																	*.177*	*.164*	*2.480*	*.256*		*.138*	
UNC #10-24	24.00	25.00	6.00 x 4.90	C	2B	T300-XM100DE-10-24				★	★	★				★	★	★				★	★	★				★	★	★				★	★	★	6.0	4.83	70.0	8.0	3	3.9	DIN 2184-1
		.984																																	*.236*	*.190*	*2.756*	*.315*		*.154*	
UNC #12-24	24.00	30.00	6.00 x 4.90	C	2B	T300-XM100DE-12-24				★	★	★				★	★	★				★	★	★				★	★	★				★	★	★	6.0	5.49	80.0	10.0	3	4.5	DIN 2184-1
		1.181																																	*.236*	*.216*	*3.150*	*.394*		*.177*	
UNC 1/4-20	20.00	30.00	7.00 x 5.50	C	2B	T300-XM100DE-1/4				★	★	★				★	★	★				★	★	★				★	★	★				★	★	★	7.0	6.35	80.0	10.0	3	5.1	DIN 2184-1
		1.181																																	*.276*	*.250*	*3.150*	*.394*		*.201*	
UNC 5/16-18	18.00	35.00	8.00 x 6.20	C	2B	T300-XM100DE-5/16				★	★	★				★	★	★				★	★	★				★	★	★				★	★	★	8.0	7.94	90.0	12.0	3	6.6	DIN 2184-1
		1.378																																	*.315*	*.313*	*3.543*	*.472*		*.260*	
UNC 3/8-16	16.00	39.00	10.00 x 8.00	C	2B	T300-XM100DE-3/8				★	★	★				★	★	★				★	★	★				★	★	★				★	★	★	10.0	9.53	100.0	15.0	3	8.0	DIN 2184-1
		1.535																																	*.394*	*.375*	*3.937*	*.591*		*.315*	
UNC 7/16-14	14.00	75.75	8.00 x 6.20	C	2B	T300-XM101DE-7/16				★	★	★				★	★	★				★	★	★				★	★	★				★	★	★	8.0	11.11	100.0	15.0	3	9.4	DIN 2184-1
		2.982																																	*.315*	*.438*	*3.937*	*.591*		*.370*	
UNC 1/2-13	13.00	82.75	9.00 x 7.00	C	2B	T300-XM101DE-1/2				★	★	★				★	★	★				★	★	★				★	★	★				★	★	★	9.0	12.70	110.0	18.0	3	10.8	DIN 2184-1
		3.258																																	*.354*	*.500*	*4.331*	*.709*		*.425*	
UNC 5/8-11	11.00	67.75	12.00 x 9.00	C	2B	T300-XM101DE-5/8				★	★	★				★	★	★				★	★	★				★	★	★				★	★	★	12.0	15.88	110.0	20.0	4	13.5	DIN 2184-1
		2.667																																	*.472*	*.625*	*4.331*	*.787*		*.531*	
UNC 3/4-10	10.00	80.75	14.00 x 11.00	C	2B	T300-XM101DE-3/4	★	★	★				★	★	★				★	★	★				★	★	★				★	★	★				14.0	19.05	125.0	25.0	4	16.5	DIN 2184-1
		3.179																																	*.551*	*.750*	*4.921*	*.984*		*.650*	
UNC 7/8-9	9.00	92.75	18.00 x 14.50	C	2B	T300-XM101DE-7/8	★	★	★				★	★	★				★	★	★				★	★	★				★	★	★				18.0	22.23	140.0	25.0	4	19.5	DIN 2184-1
		3.652																																	*.709*	*.875*	*5.512*	*.984*		*.768*	
UNC 1"-8	8.00	112.75	18.00 x 14.50	C	2B	T300-XM101DE-1	★	★	★				★	★	★				★	★	★				★	★	★				★	★	★				18.0	25.40	160.0	30.0	4	22.3	DIN 2184-1
		4.439																																	*.709*	*1.000*	*6.299*	*1.181*		*.876*	

C166 C157 E9 E27 C154

FRE

Taraud coupant CoroTap™ 300 à goujures hélicoïdales

Profil de filet : UNC

DIN 2184-1/ANSI

ULDR 2.5
FHA 48°
SUBSTRATE HSS-PM

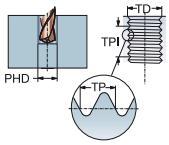

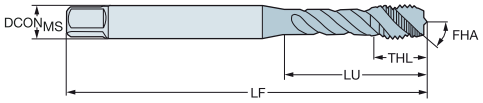

TDZ	TPI	LU	CZC$_{MS}$	THCHT	TCTR	Référence de commande	P C110	P C145	P C150	M C110	M C145	M C150	K C110	K C145	K C150	N C110	N C145	N C150	S C110	S C145	S C150	DCON$_{MS}$	TD	LF	THL	NOF	PHD	BSG
UNC #2-56	56.00	11.99	.141 x .110	C	3BX	T300-XM100AE-2-56	★	★	★	★	★	★	★	★	★	★	★	★	★	★	★	3.6	2.18	45.0	4.0	3	1.9	DIN 2184-1/ANSI
		.472																				.141	.086	1.772	.157		.073	
UNC #4-40	40.00	17.50	.141 x .110	C	3BX	T300-XM100AE-4-40	★	★	★	★	★	★	★	★	★	★	★	★	★	★	★	3.6	2.84	56.0	7.1	3	2.4	DIN 2184-1/ANSI
		.689																				.141	.112	2.205	.280		.093	
UNC #5-40	40.00	17.50	.141 x .110	C	3BX	T300-XM100AE-5-40	★		★	★		★	★		★	★		★	★		★	3.6	3.18	56.0	6.6	3	2.7	DIN 2184-1/ANSI
		.689																				.141	.125	2.205	.260		.104	
UNC #6-32	32.00	20.50	.141 x .110	C	3BX	T300-XM100AE-6-32	★	★	★	★	★	★	★	★	★	★	★	★	★	★	★	3.6	3.51	56.0	7.2	3	2.9	DIN 2184-1/ANSI
		.807																				.141	.138	2.205	.283		.112	
UNC #8-32	32.00	21.50	.168 x .131	C	3BX	T300-XM100AE-8-32	★	★	★	★	★	★	★	★	★	★	★	★	★	★	★	4.3	4.17	63.0	7.7	3	3.5	DIN 2184-1/ANSI
		.846																				.168	.164	2.480	.303		.138	
UNC #10-24	24.00	28.00	.194 x .152	C	3BX	T300-XM100AE-10-24	★	★	★	★	★	★	★	★	★	★	★	★	★	★	★	4.9	4.83	70.0	9.1	3	3.9	DIN 2184-1/ANSI
		1.102																				.194	.190	2.756	.358		.154	
UNC #12-24	24.00	25.50	.220 x .165	C	3BX	T300-XM100AE-12-24	★	★	★	★	★	★	★	★	★	★	★	★	★	★	★	5.6	5.49	80.0	9.9	3	4.5	DIN 2184-1/ANSI
		1.004																				.220	.216	3.150	.390		.177	
UNC 1/4-20	20.00	25.00	.255 x .191	C	3BX	T300-XM100AE-1/4	★	★	★	★	★	★	★	★	★	★	★	★	★	★	★	6.5	6.35	80.0	11.0	3	5.1	DIN 2184-1/ANSI
		.984																				.255	.250	3.150	.433		.201	
UNC 5/16-18	18.00	34.00	.318 x .238	C	3BX	T300-XM100AE-5/16	★	★	★	★	★	★	★	★	★	★	★	★	★	★	★	8.1	7.94	90.0	13.1	3	6.6	DIN 2184-1/ANSI
		1.339																				.318	.313	3.543	.516		.260	
UNC 3/8-16	16.00	39.00	.381 x .286	C	3BX	T300-XM100AE-3/8	★	★	★	★	★	★	★	★	★	★	★	★	★	★	★	9.7	9.53	100.0	16.8	3	8.0	DIN 2184-1/ANSI
		1.535																				.381	.375	3.937	.661		.315	
UNC 7/16-14	14.00	72.59	.323 x .242	C	3BX	T300-XM101AE-7/16	★	★	★	★	★	★	★	★	★	★	★	★	★	★	★	8.2	11.11	100.0	15.0	3	9.4	DIN 2184-1/ANSI
		2.858																				.323	.438	3.937	.591		.370	
UNC 1/2-13	13.00	81.82	.367 x .275	C	3BX	T300-XM101AE-1/2	★	★	★	★	★	★	★	★	★	★	★	★	★	★	★	9.3	12.70	110.0	18.0	3	10.8	DIN 2184-1/ANSI
		3.221																				.367	.500	4.331	.709		.425	
UNC 9/16-12	12.00	80.30	.429 x .322	C	3BX	T300-XM101AE-9/16	★	★		★	★		★	★		★	★		★	★		10.9	14.29	110.0	20.1	3	12.2	DIN 2184-1/ANSI
		3.161																				.429	.563	4.331	.791		.480	
UNC 5/8-11	11.00	65.78	.480 x .360	C	3BX	T300-XM101AE-5/8	★	★	★	★	★	★	★	★	★	★	★	★	★	★	★	12.2	15.88	110.0	20.1	4	13.5	DIN 2184-1/ANSI
		2.590																				.480	.625	4.331	.791		.531	
UNC 3/4-10	10.00	77.47	.590 x .442	C	3BX	T300-XM101AE-3/4	★	★	★	★	★	★	★	★	★	★	★	★	★	★	★	15.0	19.05	125.0	24.9	4	16.5	DIN 2184-1/ANSI
		3.050																				.590	.750	4.921	.980		.650	
UNC 7/8-9	9.00	90.95	.697 x .523	C	3BX	T300-XM101AE-7/8	★	★		★	★		★	★		★	★		★	★		17.7	22.23	140.0	24.9	4	19.5	DIN 2184-1/ANSI
		3.581																				.697	.875	5.512	.980		.768	
UNC 1"-8	8.00	95.43	.800 x .600	C	3BX	T300-XM101AE-1	★	★		★	★		★	★		★	★		★	★		20.3	25.40	160.0	30.0	4	22.3	DIN 2184-1/ANSI
		3.757																				.800	1.000	6.299	1.181		.876	
UNC #2-56	56.00	15.00	.141 x .110	E	3BX	T300-XM102AE-2-56	★	★	★	★	★	★	★	★	★	★	★	★	★	★	★	3.6	2.18	45.0	4.0	3	1.9	DIN 2184-1/ANSI
		.591																				.141	.086	1.772	.157		.073	
UNC #4-40	40.00	17.50	.141 x .110	E	3BX	T300-XM102AE-4-40	★	★	★	★	★	★	★	★	★	★	★	★	★	★	★	3.6	2.84	56.0	7.1	3	2.4	DIN 2184-1/ANSI
		.689																				.141	.112	2.205	.280		.093	
UNC #5-40	40.00	17.50	.141 x .110	E	3BX	T300-XM102AE-5-40	★	★		★	★		★	★		★	★		★	★		3.6	3.18	56.0	6.6	3	2.7	DIN 2184-1/ANSI
		.689																				.141	.125	2.205	.260		.104	
UNC #6-32	32.00	20.50	.141 x .110	E	3BX	T300-XM102AE-6-32	★	★	★	★	★	★	★	★	★	★	★	★	★	★	★	3.6	3.51	56.0	7.2	3	2.9	DIN 2184-1/ANSI
		.807																				.141	.138	2.205	.283		.112	
UNC #8-32	32.00	21.50	.168 x .131	E	3BX	T300-XM102AE-8-32	★	★	★	★	★	★	★	★	★	★	★	★	★	★	★	4.3	4.17	63.0	7.7	3	3.5	DIN 2184-1/ANSI
		.846																				.168	.164	2.480	.303		.138	
UNC #10-24	24.00	28.00	.194 x .152	E	3BX	T300-XM102AE-10-24	★	★	★	★	★	★	★	★	★	★	★	★	★	★	★	4.9	4.83	70.0	9.1	3	3.9	DIN 2184-1/ANSI
		1.102																				.194	.190	2.756	.358		.154	
UNC #12-24	24.00	24.80	.255 x .191	E	3BX	T300-XM102AE-12-24		★	★		★	★		★	★		★	★		★	★	6.5	5.49	80.0	9.9	3	4.5	DIN 2184-1/ANSI
		.976																				.255	.216	3.150	.390		.177	
UNC 1/4-20	20.00	25.00	.255 x .191	E	3BX	T300-XM102AE-1/4	★	★	★	★	★	★	★	★	★	★	★	★	★	★	★	6.5	6.35	80.0	11.0	3	5.1	DIN 2184-1/ANSI
		.984																				.255	.250	3.150	.433		.201	
UNC 5/16-18	18.00	34.00	.318 x .238	E	3BX	T300-XM102AE-5/16	★	★	★	★	★	★	★	★	★	★	★	★	★	★	★	8.1	7.94	90.0	13.1	3	6.6	DIN 2184-1/ANSI
		1.339																				.318	.313	3.543	.516		.260	
UNC 3/8-16	16.00	39.00	.381 x .286	E	3BX	T300-XM102AE-3/8	★	★	★	★	★	★	★	★	★	★	★	★	★	★	★	9.7	9.53	100.0	16.8	3	8.0	DIN 2184-1/ANSI
		1.535																				.381	.375	3.937	.661		.315	

C166 C157 E9 E27 C154

Taraud coupant CoroTap™ 300 à goujures hélicoïdales

Profil de filet : UNC

DIN 2184-1/ANSI

ULDR 2.5
FHA 48°
SUBSTRATE HSS-PM

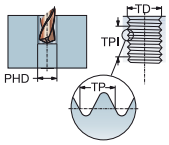

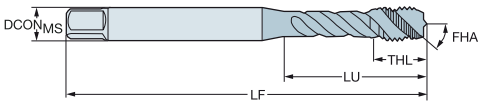

TDZ	TPI	LU	CZC_{MS}	THCHT	TCTR	Référence de commande	P C1:10	P C1:45	P C1:50	M C1:10	M C1:45	M C1:50	K C1:10	K C1:45	K C1:50	N C1:10	N C1:45	N C1:50	S C1:10	S C1:45	S C1:50	Dimensions, mm, pouce $DCON_{MS}$	TD	LF	THL	NOF	PHD	BSG
UNC 7/16-14	14.00	72.59	.323 x .242	E	3BX	T300-XM103AE-7/16	★			★			★			★			★			8.2	11.11	100.0	15.0	3	9.4	DIN 2184-1/ANSI
		2.858																				*.323*	*.438*	*3.937*	*.591*		*.370*	
UNC 1/2-13	13.00	81.82	.367 x .275	E	3BX	T300-XM103AE-1/2	★	★	★	★	★	★	★	★	★	★	★	★	★	★	★	9.3	12.70	110.0	18.0	3	10.8	DIN 2184-1/ANSI
		3.221																				*.367*	*.500*	*4.331*	*.709*		*.425*	
UNC 9/16-12	12.00	80.30	.429 x .322	E	3BX	T300-XM103AE-9/16	★	★	★	★	★	★	★	★	★	★	★	★	★	★	★	10.9	14.29	110.0	20.1	3	12.2	DIN 2184-1/ANSI
		3.161																				*.429*	*.563*	*4.331*	*.791*		*.480*	
UNC 5/8-11	11.00	65.78	.480 x .360	E	3BX	T300-XM103AE-5/8	★	★	★	★	★	★	★	★	★	★	★	★	★	★	★	12.2	15.88	110.0	20.1	4	13.5	DIN 2184-1/ANSI
		2.590																				*.480*	*.625*	*4.331*	*.791*		*.531*	
UNC 3/4-10	10.00	77.47	.590 x .442	E	3BX	T300-XM103AE-3/4	★	★	★	★	★	★	★	★	★	★	★	★	★	★	★	15.0	19.05	125.0	24.9	4	16.5	DIN 2184-1/ANSI
		3.050																				*.590*	*.750*	*4.921*	*.980*		*.650*	
UNC 7/8-9	9.00	90.95	.697 x .523	E	3BX	T300-XM103AE-7/8	★	★	★	★	★	★	★	★	★	★	★	★	★	★	★	17.7	22.23	140.0	24.9	4	19.5	DIN 2184-1/ANSI
		3.581																				*.697*	*.875*	*5.512*	*.980*		*.768*	
UNC 1"-8	8.00	95.43	.800 x .600	E	3BX	T300-XM103AE-1	★	★	★	★	★	★	★	★	★	★	★	★	★	★	★	20.3	25.40	160.0	30.0	4	22.3	DIN 2184-1/ANSI
		3.757																				*.800*	*1.000*	*6.299*	*1.181*		*.876*	

C166 C157 E9 E27 C154

FRE

Taraud coupant CoroTap™ 300 à goujures hélicoïdales

Profil de filet : UNF

DIN 2184-1

ULDR 2.5
FHA 45°
SUBSTRATE HSS-PM

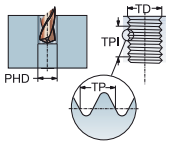

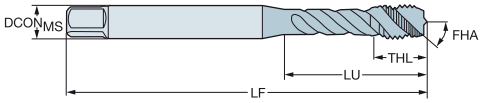

TDZ	TPI	LU	CZC_{MS}	THCHT	TCTR	Référence de commande	P						M						K						N						S						Dimensions, mm, pouce						
							B110	B145	B150	C110	C145	C150	B110	B145	B150	C110	C145	C150	B110	B145	B150	C110	C145	C150	B110	B145	B150	C110	C145	C150	B110	B145	B150	C110	C145	C150	$DCON_{MS}$	TD	LF	THL	NOF	PHD	BSG
UNF #8-36	36.00	21.00	4.50 x 3.40	C	2B	T300-XM100DF-8-36				★	★	★				★	★	★				★	★	★				★	★	★				★	★	★	4.5	4.17	63.0	6.5	3	3.5	DIN 2184-1
		.827																																			*.177*	*.164*	*2.480*	*.256*		*.138*	
UNF #10-32	32.00	25.00	6.00 x 4.90	C	2B	T300-XM100DF-10-32				★	★	★				★	★	★				★	★	★				★	★	★				★	★	★	6.0	4.83	70.0	7.3	3	4.1	DIN 2184-1
		.984																																			*.236*	*.190*	*2.756*	*.287*		*.161*	
UNF 1/4-28	28.00	30.00	7.00 x 5.50	C	2B	T300-XM100DF-1/4				★	★	★				★	★	★				★	★	★				★	★	★				★	★	★	7.0	6.35	80.0	10.0	3	5.5	DIN 2184-1
		1.181																																			*.276*	*.250*	*3.150*	*.394*		*.217*	
UNF 5/16-24	24.00	35.00	8.00 x 6.20	C	2B	T300-XM100DF-5/16				★	★	★				★	★	★				★	★	★				★	★	★				★	★	★	8.0	7.94	90.0	12.0	3	6.9	DIN 2184-1
		1.378																																			*.315*	*.313*	*3.543*	*.472*		*.272*	
UNF 3/8-24	24.00	39.00	10.00 x 8.00	C	2B	T300-XM100DF-3/8				★	★	★				★	★	★				★	★	★				★	★	★				★	★	★	10.0	9.53	100.0	15.0	3	8.5	DIN 2184-1
		1.535																																			*.394*	*.375*	*3.937*	*.591*		*.335*	
UNF 7/16-20	20.00	75.75	8.00 x 6.20	C	2B	T300-XM101DF-7/16				★	★	★				★	★	★				★	★	★				★	★	★				★	★	★	8.0	11.11	100.0	15.0	3	9.9	DIN 2184-1
		2.982																																			*.315*	*.438*	*3.937*	*.591*		*.390*	
UNF 1/2-20	20.00	83.00	9.00 x 7.00	C	2B	T300-XM101DF-1/2				★	★	★				★	★	★				★	★	★				★	★	★				★	★	★	9.0	12.70	110.0	18.0	3	11.5	DIN 2184-1
		3.268																																			*.354*	*.500*	*4.331*	*.709*		*.453*	
UNF 5/8-18	18.00	67.75	12.00 x 9.00	C	2B	T300-XM101DF-5/8				★	★	★				★	★	★				★	★	★				★	★	★				★	★	★	12.0	15.88	110.0	20.0	4	14.5	DIN 2184-1
		2.667																																			*.472*	*.625*	*4.331*	*.787*		*.571*	
UNF 3/4-16	16.00	77.50	14.00 x 11.00	C	2B	T300-XM101DF-3/4	★	★	★				★	★	★				★	★	★				★	★	★				★	★	★				14.0	19.05	125.0	25.0	4	17.5	DIN 2184-1
		3.051																																			*.551*	*.750*	*4.921*	*.984*		*.689*	
UNF 7/8-14	14.00	92.75	18.00 x 14.50	C	2B	T300-XM101DF-7/8	★	★	★				★	★	★				★	★	★				★	★	★				★	★	★				18.0	22.23	140.0	25.0	4	20.4	DIN 2184-1
		3.652																																			*.709*	*.875*	*5.512*	*.984*		*.803*	
UNF 1"-12	12.00	113.00	18.00 x 14.50	C	2B	T300-XM101DF-1	★	★					★	★					★	★					★	★					★	★					18.0	25.40	160.0	30.0	4	23.3	DIN 2184-1
		4.449																																			*.709*	*1.000*	*6.299*	*1.181*		*.915*	

C166 C157 E9 E27 C154

Taraud coupant CoroTap™ 300 à goujures hélicoïdales

Profil de filet : UNF

DIN 2184-1/ANSI

ULDR 2.5
FHA 45°
SUBSTRATE HSS-PM

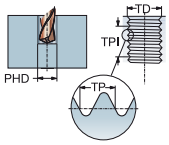

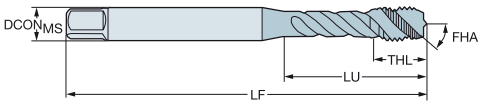

TDZ	TPI	LU	CZC$_{MS}$	THCHT	TCTR	Référence de commande	P C110	P C145	P C150	M C110	M C145	M C150	K C110	K C145	K C150	N C110	N C145	N C150	S C110	S C145	S C150	Dimensions, mm, pouce DCON$_{MS}$	TD	LF	THL	NOF	PHD	BSG
UNF #4-48	48.00	17.50	.141 x .110	C	3BX	T300-XM100AF-4-48	★	★	★	★	★	★	★	★	★	★	★	★	★	★	★	3.6	2.84	56.0	7.1	3	2.4	DIN 2184-1/ANSI
		.689																				*.141*	*.112*	*2.205*	*.280*		*.094*	
UNF #6-40	40.00	20.50	.141 x .110	C	3BX	T300-XM100AF-6-40	★			★			★			★			★			3.6	3.51	56.0	7.1	3	3.0	DIN 2184-1/ANSI
		.807																				*.141*	*.138*	*2.205*	*.280*		*.116*	
UNF #8-36	36.00	21.50	.168 x .131	C	3BX	T300-XM100AF-8-36	★			★			★			★			★			4.3	4.17	63.0	7.7	3	3.5	DIN 2184-1/ANSI
		.846																				*.168*	*.164*	*2.480*	*.303*		*.138*	
UNF #10-32	32.00	28.00	.194 x .152	C	3BX	T300-XM100AF-10-32	★	★	★	★	★	★	★	★	★	★	★	★	★	★	★	4.9	4.83	70.0	8.9	3	4.1	DIN 2184-1/ANSI
		1.102																				*.194*	*.190*	*2.756*	*.350*		*.161*	
UNF #12-28	28.00	31.00	.220 x .165	C	3BX	T300-XM100AF-12-28	★	★		★	★		★	★		★	★		★	★		5.6	5.49	80.0	9.9	3	4.6	DIN 2184-1/ANSI
		1.220																				*.220*	*.216*	*3.150*	*.390*		*.181*	
UNF 1/4-28	28.00	25.00	.255 x .191	C	3BX	T300-XM100AF-1/4	★	★	★	★	★	★	★	★	★	★	★	★	★	★	★	6.5	6.35	80.0	10.8	3	5.5	DIN 2184-1/ANSI
		.984																				*.255*	*.250*	*3.150*	*.425*		*.217*	
UNF 5/16-24	24.00	34.00	.318 x .238	C	3BX	T300-XM100AF-5/16	★	★	★	★	★	★	★	★	★	★	★	★	★	★	★	8.1	7.94	90.0	12.9	3	6.9	DIN 2184-1/ANSI
		1.339																				*.318*	*.313*	*3.543*	*.508*		*.272*	
UNF 3/8-24	24.00	37.50	.381 x .286	C	3BX	T300-XM100AF-3/8	★	★	★	★	★	★	★	★	★	★	★	★	★	★	★	9.7	9.53	90.0	15.0	3	8.5	DIN 2184-1/ANSI
		1.476																				*.381*	*.375*	*3.543*	*.591*		*.335*	
UNF 7/16-20	20.00	72.59	.367 x .275	C	3BX	T300-XM101AF-7/16	★	★	★	★	★	★	★	★	★	★	★	★	★	★	★	9.3	11.11	100.0	15.0	3	9.9	DIN 2184-1/ANSI
		2.858																				*.367*	*.438*	*3.937*	*.591*		*.390*	
UNF 1/2-20	20.00	71.82	.367 x .275	C	3BX	T300-XM101AF-1/2	★	★	★	★	★	★	★	★	★	★	★	★	★	★	★	9.3	12.70	100.0	18.0	3	11.5	DIN 2184-1/ANSI
		2.828																				*.367*	*.500*	*3.937*	*.709*		*.453*	
UNF 9/16-18	18.00	70.30	.429 x .322	C	3BX	T300-XM101AF-9/16	★	★	★	★	★	★	★	★	★	★	★	★	★	★	★	10.9	14.29	100.0	19.1	3	12.9	DIN 2184-1/ANSI
		2.768																				*.429*	*.563*	*3.937*	*.752*		*.508*	
UNF 5/8-18	18.00	55.78	.480 x .360	C	3BX	T300-XM101AF-5/8	★	★	★	★	★	★	★	★	★	★	★	★	★	★	★	12.2	15.88	100.0	20.1	4	14.5	DIN 2184-1/ANSI
		2.196																				*.480*	*.625*	*3.937*	*.791*		*.571*	
UNF 3/4-16	16.00	62.47	.590 x .442	C	3BX	T300-XM101AF-3/4	★	★	★	★	★	★	★	★	★	★	★	★	★	★	★	15.0	19.05	110.0	24.9	4	17.5	DIN 2184-1/ANSI
		2.459																				*.590*	*.750*	*4.331*	*.980*		*.689*	
UNF 7/8-14	14.00	75.95	.697 x .523	C	3BX	T300-XM101AF-7/8	★		★	★		★	★		★	★		★	★		★	17.7	22.23	125.0	24.9	4	20.4	DIN 2184-1/ANSI
		2.990																				*.697*	*.875*	*4.921*	*.980*		*.803*	
UNF 1"-12	12.00	75.43	.800 x .600	C	3BX	T300-XM101AF-1-12			★			★			★			★			★	20.3	25.40	140.0	26.9	4	23.3	DIN 2184-1/ANSI
		2.970																				*.800*	*1.000*	*5.512*	*1.059*		*.915*	
UNF #4-48	48.00	17.50	.141 x .110	E	3BX	T300-XM102AF-4-48		★	★		★	★		★	★		★	★		★	★	3.6	2.84	56.0	7.1	3	2.4	DIN 2184-1/ANSI
		.689																				*.141*	*.112*	*2.205*	*.280*		*.094*	
UNF #6-40	40.00	20.50	.141 x .110	E	3BX	T300-XM102AF-6-40	★		★	★		★	★		★	★		★	★		★	3.6	3.51	56.0	7.1	3	3.0	DIN 2184-1/ANSI
		.807																				*.141*	*.138*	*2.205*	*.280*		*.116*	
UNF #8-36	36.00	21.50	.168 x .131	E	3BX	T300-XM102AF-8-36	★		★	★		★	★		★	★		★	★		★	4.3	4.17	63.0	7.7	3	3.5	DIN 2184-1/ANSI
		.846																				*.168*	*.164*	*2.480*	*.303*		*.138*	
UNF #10-32	32.00	28.00	.194 x .152	E	3BX	T300-XM102AF-10-32	★	★	★	★	★	★	★	★	★	★	★	★	★	★	★	4.9	4.83	70.0	8.9	3	4.1	DIN 2184-1/ANSI
		1.102																				*.194*	*.190*	*2.756*	*.350*		*.161*	
UNF #12-28	28.00	31.00	.220 x .165	E	3BX	T300-XM102AF-12-28	★	★		★	★		★	★		★	★		★	★		5.6	5.49	80.0	9.9	3	4.6	DIN 2184-1/ANSI
		1.220																				*.220*	*.216*	*3.150*	*.390*		*.181*	
UNF 1/4-28	28.00	25.00	.255 x .191	E	3BX	T300-XM102AF-1/4	★	★	★	★	★	★	★	★	★	★	★	★	★	★	★	6.5	6.35	80.0	10.8	3	5.5	DIN 2184-1/ANSI
		.984																				*.255*	*.250*	*3.150*	*.425*		*.217*	
UNF 5/16-24	24.00	34.00	.318 x .238	E	3BX	T300-XM102AF-5/16	★			★			★			★			★			8.1	7.94	90.0	12.9	3	6.9	DIN 2184-1/ANSI
		1.339																				*.318*	*.313*	*3.543*	*.508*		*.272*	
UNF 3/8-24	24.00	37.50	.381 x .286	E	3BX	T300-XM102AF-3/8	★	★	★	★	★	★	★	★	★	★	★	★	★	★	★	9.7	9.53	90.0	15.0	3	8.5	DIN 2184-1/ANSI
		1.476																				*.381*	*.375*	*3.543*	*.591*		*.335*	

C166 C157 E9 E27 C154

SANDVIK Coromant

FRE

Taraud coupant CoroTap™ 300 à goujures hélicoïdales

Profil de filet : UNF

DIN 2184-1/ANSI

ULDR 2.5
FHA 45°
SUBSTRATE HSS-PM

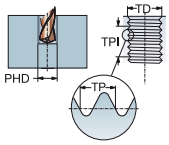

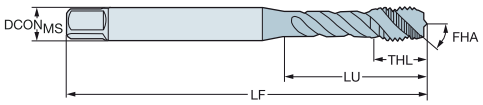

TDZ	TPI	LU	CZC_{MS}	THCHT	TCTR	Référence de commande	P			M			K			N			S			Dimensions, mm, pouce						
							C110	C145	C150	C110	C145	C150	C110	C145	C150	C110	C145	C150	C110	C145	C150	$DCON_{MS}$	TD	LF	THL	NOF	PHD	BSG
UNF 7/16-20	20.00	72.59	.323 x .242	E	3BX	T300-XM103AF-7/16	★	★	★	★	★	★	★	★	★	★	★	★	★	★	★	8.2	11.11	100.0	15.0	3	9.9	DIN 2184-1/ANSI
		2.858																				*.323*	*.438*	*3.937*	*.591*		*.390*	
UNF 1/2-20	20.00	71.82	.367 x .275	E	3BX	T300-XM103AF-1/2	★	★	★	★	★	★	★	★	★	★	★	★	★	★	★	9.3	12.70	100.0	18.0	3	11.5	DIN 2184-1/ANSI
		2.828																				*.367*	*.500*	*3.937*	*.709*		*.453*	
UNF 9/16-18	18.00	70.30	.429 x .322	E	3BX	T300-XM103AF-9/16	★	★	★	★	★	★	★	★	★	★	★	★	★	★	★	10.9	14.29	100.0	19.1	3	12.9	DIN 2184-1/ANSI
		2.768																				*.429*	*.563*	*3.937*	*.752*		*.508*	
UNF 5/8-18	18.00	55.78	.480 x .360	E	3BX	T300-XM103AF-5/8	★	★		★	★		★	★		★	★		★	★		12.2	15.88	100.0	20.1	4	14.5	DIN 2184-1/ANSI
		2.196																				*.480*	*.625*	*3.937*	*.791*		*.571*	
UNF 3/4-16	16.00	62.47	.590 x .442	E	3BX	T300-XM103AF-3/4	★		★	★		★	★		★	★		★	★		★	15.0	19.05	110.0	24.9	4	17.5	DIN 2184-1/ANSI
		2.459																				*.590*	*.750*	*4.331*	*.980*		*.689*	
UNF 7/8-14	14.00	75.95	.697 x .523	E	3BX	T300-XM103AF-7/8	★			★			★			★			★			17.7	22.23	125.0	24.9	4	20.4	DIN 2184-1/ANSI
		2.990																				*.697*	*.875*	*4.921*	*.980*		*.803*	
UNF 1"-12	12.00	75.43	.800 x .600	E	3BX	T300-XM103AF-1-12	★			★			★			★			★			20.3	25.40	140.0	26.9	4	23.3	DIN 2184-1/ANSI
		2.970																				*.800*	*1.000*	*5.512*	*1.059*		*.915*	

C166 C157 E9 E27 C154

Taraud coupant CoroTap™ 300 à goujures hélicoïdales

Profil de filet : G

DIN 5156

ULDR 2.5
FHA 45°
SUBSTRATE HSS-PM

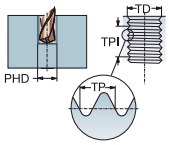

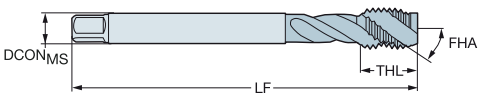

TDZ	TPI	LU	CZC_{MS}	THCHT	TCTR	Référence de commande	P						M						K						N						S						Dimensions, mm, pouce						
							B110	B145	B150	C110	C145	C150	B110	B145	B150	C110	C145	C150	B110	B145	B150	C110	C145	C150	B110	B145	B150	C110	C145	C150	B110	B145	B150	C110	C145	C150	$DCON_{MS}$	TD	LF	THL	NOF	PHD	BSG
G 1/8-28	28.00	67.00	7.00 x 5.50	C	NORMAL	T300-XM100DK-1/8				★	★	★				★	★	★				★	★	★				★	★	★				★	★	★	7.0	9.73	90.0	13.0	3	8.8	DIN 5156
		2.638																																	*.276*	*.383*	*3.543*	*.512*		*.346*	
G 1/4-19	19.00	71.00	11.00 x 9.00	C	NORMAL	T300-XM100DK-1/4				★	★	★				★	★	★				★	★	★				★	★	★				★	★	★	11.0	13.16	100.0	15.0	3	11.8	DIN 5156
		2.795																																	*.433*	*.518*	*3.937*	*.591*		*.465*	
G 3/8-19	19.00	58.00	12.00 x 9.00	C	NORMAL	T300-XM100DK-3/8				★	★	★				★	★	★				★	★	★				★	★	★				★	★	★	12.0	16.66	100.0	15.0	4	15.3	DIN 5156
		2.283																																	*.472*	*.656*	*3.937*	*.591*		*.600*	
G 1/2-14	14.00	80.00	16.00 x 12.00	C	NORMAL	T300-XM100DK-1/2	★	★	★				★	★	★				★	★	★				★	★	★				★	★	★				16.0	20.96	125.0	18.0	4	19.0	DIN 5156
		3.150																																	*.630*	*.825*	*4.921*	*.709*		*.748*	
G 5/8-14	14.00	78.00	18.00 x 14.50	C	NORMAL	T300-XM100DK-5/8	★	★					★	★					★	★					★	★					★	★					18.0	22.91	125.0	18.0	4	21.0	DIN 5156
		3.071																																	*.709*	*.902*	*4.921*	*.709*		*.827*	
G 3/4-14	14.00	77.00	20.00 x 16.00	C	NORMAL	T300-XM100DK-3/4	★	★	★				★	★	★				★	★	★				★	★	★				★	★	★				20.0	26.44	140.0	20.0	4	24.5	DIN 5156
		3.032																																	*.787*	*1.041*	*5.512*	*.787*		*.965*	
G 7/8-14	14.00	85.00	22.00 x 18.00	C	NORMAL	T300-XM100DK-7/8	★		★				★		★				★		★				★		★				★		★				22.0	30.20	150.0	20.0	4	28.3	DIN 5156
		3.346																																	*.866*	*1.189*	*5.906*	*.787*		*1.112*	
G 1"-11	11.00	93.00	25.00 x 20.00	C	NORMAL	T300-XM100DK-1	★	★	★				★	★	★				★	★	★				★	★	★				★	★	★				25.0	33.25	160.0	22.0	4	30.8	DIN 5156
		3.661																																	*.984*	*1.309*	*6.299*	*.866*		*1.211*	
G 1.1/8-11	11.00	101.00	28.00 x 22.00	C	NORMAL	T300-XM100DK-1.1/8			★					★							★						★						★				28.0	37.90	170.0	22.0	4	35.0	DIN 5156
		3.976																																	*1.102*	*1.492*	*6.693*	*.866*		*1.378*	
G 1.1/4-11	11.00	72.00	32.00 x 24.00	C	NORMAL	T300-XM100DK-1.1/4	★	★	★				★	★	★				★	★	★				★	★	★				★	★	★				32.0	41.91	170.0	22.0	4	39.5	DIN 5156
		2.835																																	*1.260*	*1.650*	*6.693*	*.866*		*1.555*	
G 1.1/2-11	11.00	87.00	36.00 x 29.00	C	NORMAL	T300-XM100DK-1.1/2		★	★					★	★					★	★					★	★					★	★				36.0	47.80	190.0	23.0	4	45.0	DIN 5156
		3.425																																	*1.417*	*1.882*	*7.480*	*.906*		*1.772*	

C166 C157 E9 E27 C154

FRE

Taraud coupant CoroTap™ 300 à goujures hélicoïdales

Profil de filet : NPT

DIN 2184-1/ANSI

ULDR 1.5
FHA 15°
SUBSTRATE HSS-E

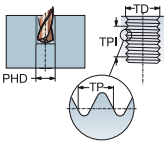

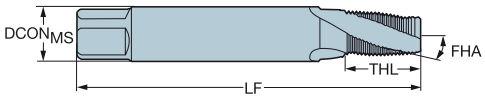

TDZ	TPI	LU	CZC$_{MS}$	THCHT	TCTR	Référence de commande	P B145	M B145	K B145	N B145	S B145	DCON$_{MS}$	TD	LF	THL	NOF	PHD	BSG
							Dimensions, mm, pouce											
NPT 1/16-27	27.00	56.00	.313 x .234	C	NORMAL	T300-XM100AL-1/16	★	★	★	★	★	8.0	7.72	80.0	14.0	3	6.3	DIN 2184-1/ANSI
		2.205										*.313*	*.304*	*3.150*	*.551*		*.248*	
NPT 1/8-27	27.00	64.00	.437 x .328	C	NORMAL	T300-XM100AL-1/8	★	★	★	★	★	11.1	10.07	90.0	14.0	4	8.5	DIN 2184-1/ANSI
		2.520										*.437*	*.396*	*3.543*	*.551*		*.335*	
NPT 1/4-18	18.00	59.00	.562 x .421	C	NORMAL	T300-XM100AL-1/4	★	★	★	★	★	14.3	13.37	100.0	20.0	4	11.0	DIN 2184-1/ANSI
		2.323										*.562*	*.526*	*3.937*	*.787*		*.433*	
NPT 3/8-18	18.00	67.00	.700 x .531	C	NORMAL	T300-XM100AL-3/8	★	★	★	★	★	17.8	16.81	110.0	20.0	5	14.5	DIN 2184-1/ANSI
		2.638										*.700*	*.662*	*4.331*	*.787*		*.571*	
NPT 1/2-14	14.00	79.00	.687 x .515	C	NORMAL	T300-XM100AL-1/2	★	★	★	★	★	17.4	20.95	125.0	26.0	5	18.0	DIN 2184-1/ANSI
		3.110										*.687*	*.825*	*4.921*	*1.024*		*.709*	
NPT 3/4-14	14.00	78.00	.906 x .679	C	NORMAL	T300-XM100AL-3/4	★	★	★	★	★	23.0	26.29	140.0	26.0	5	23.0	DIN 2184-1/ANSI
		3.071										*.906*	*1.035*	*5.512*	*1.024*		*.906*	
NPT 1-11.5	11.50	58.00	1.125 x .843	C	NORMAL	T300-XM100AL-1	★	★	★	★	★	28.6	32.91	150.0	31.0	5	29.0	DIN 2184-1/ANSI
		2.283										*1.125*	*1.296*	*5.906*	*1.220*		*1.142*	

Profil de filet : NPTF

ULDR 1.5
FHA 15°
SUBSTRATE HSS-E

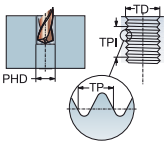

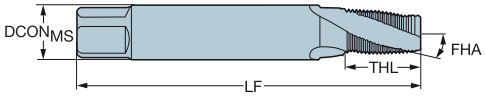

TDZ	TPI	LU	CZC$_{MS}$	THCHT	TCTR	Référence de commande	P B145	M B145	K B145	N B145	S B145	DCON$_{MS}$	TD	LF	THL	NOF	PHD	BSG
							Dimensions, mm, pouce											
NPTF 1/16-27	27.00	56.00	.313 x .234	C	NORMAL	T300-XM100AM-1/16	★	★	★	★	★	8.0	7.64	80.0	14.0	3	6.2	DIN 2184-1/ANSI
		2.205										*.313*	*.301*	*3.150*	*.551*		*.244*	
NPTF 1/8-27	27.00	64.00	.437 x .328	C	NORMAL	T300-XM100AM-1/8	★	★	★	★	★	11.1	9.98	90.0	14.0	4	8.4	DIN 2184-1/ANSI
		2.520										*.437*	*.393*	*3.543*	*.551*		*.331*	
NPTF 1/4-18	18.00	59.00	.562 x .421	C	NORMAL	T300-XM100AM-1/4	★	★	★	★	★	14.3	13.31	100.0	20.0	4	10.9	DIN 2184-1/ANSI
		2.323										*.562*	*.524*	*3.937*	*.787*		*.429*	
NPTF 3/8-18	18.00	67.00	.700 x .531	C	NORMAL	T300-XM100AM-3/8	★	★	★	★	★	17.8	16.75	110.0	20.0	5	14.3	DIN 2184-1/ANSI
		2.638										*.700*	*.660*	*4.331*	*.787*		*.561*	
NPTF 1/2-14	14.00	79.00	.687 x .515	C	NORMAL	T300-XM100AM-1/2	★	★	★	★	★	17.4	20.92	125.0	26.0	5	17.8	DIN 2184-1/ANSI
		3.110										*.687*	*.824*	*4.921*	*1.024*		*.699*	
NPTF 3/4-14	14.00	78.00	.906 x .679	C	NORMAL	T300-XM100AM-3/4	★	★	★	★	★	23.0	26.27	140.0	26.0	5	23.0	DIN 2184-1/ANSI
		3.071										*.906*	*1.034*	*5.512*	*1.024*		*.906*	

C166 C157 E9 E27 C154

CoroTap™ 400

Applications

- Pour trous débouchants ou non
- Nombreux profils et normes de filets
- Profondeurs jusqu'à 3.5 x diamètre

V C

Champ d'application ISO :

P M N S

Caractéristiques et avantages

- Chanfrein C (2-3 filets) et chanfrein E (1.5-2 filets). Le chanfrein E s'utilise principalement dans les trous borgnes avec peu de dégagement
- Tarauds acier rapide au cobalt pour une meilleure résistance à l'usure
- Tarauds acier rapide élaborés par métallurgie des poudres pour plus de résistance à l'usure et pour une durée de vie plus longue

- Tarauds qui forment le filet au lieu de couper
- Solution de taraudage sans production de copeaux
- Adapté à certaines matières seulement car une certaine ductilité est nécessaire. La limite de résistance à la traction recommandée est de 1200 N/mm2
- Pour trous débouchants ou non
- Disponible avec ou sans rainures de lubrification

www.sandvik.coromant.com/corotap400

Pour CoroChuck™ 970, voir le catalogue Outils Rotatifs.

FRE

Taraud par déformation CoroTap™ 400

Profil de filet : Métrique

DIN 2174

ULDR 3.0
SUBSTRATE HSS-E

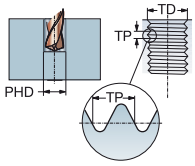

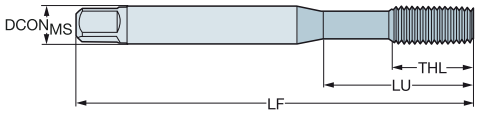

P N

							Dimensions, mm, pouce					
TDZ	TP	LU	CZC_{MS}	THCHT	TCTR	Référence de commande	$DCON_{MS}$	TD	LF	THL	NOF	BSG
M 1	0.25	20.00	2.50 x 2.10	C	5HX	E301M1	2.5	1.00	40.0	5.5	3	DIN 2174
		.787					*.098*	*.039*	*1.575*	*.217*		
M 1.2	0.25	20.00	2.50 x 2.10	C	5HX	E301M1.2	2.5	1.20	40.0	5.5	3	DIN 2174
		.787					*.098*	*.047*	*1.575*	*.217*		
M 1.4	0.30	20.00	2.50 x 2.10	C	5HX	E301M1.4	2.5	1.40	40.0	7.0	3	DIN 2174
		.787					*.098*	*.055*	*1.575*	*.276*		
M 1.6	0.35	20.00	2.50 x 2.10	C	6HX	E301M1.6	2.5	1.60	40.0	8.0	3	DIN 2174
		.787					*.098*	*.063*	*1.575*	*.315*		
M 1.7	0.35	20.00	2.50 x 2.10	C	6HX	E301M1.7	2.5	1.70	40.0	8.0	3	DIN 2174
		.787					*.098*	*.067*	*1.575*	*.315*		
M 1.8	0.35	20.00	2.50 x 2.10	C	6HX	E301M1.8	2.5	1.80	40.0	8.0	3	DIN 2174
		.787					*.098*	*.071*	*1.575*	*.315*		
M 2	0.40	11.00	2.80 x 2.10	C	6HX	E301M2	2.8	2.00	45.0	6.0	3	DIN 2174
		.433					*.110*	*.079*	*1.772*	*.236*		
M 2.2	0.45	12.00	2.80 x 2.10	C	6HX	E301M2.2	2.8	2.20	45.0	7.0	3	DIN 2174
		.472					*.110*	*.087*	*1.772*	*.276*		
M 2.3	0.40	12.00	2.80 x 2.10	C	6HX	E301M2.3	2.8	2.30	45.0	7.0	3	DIN 2174
		.472					*.110*	*.091*	*1.772*	*.276*		
M 2.5	0.45	14.00	2.80 x 2.10	C	6HX	E301M2.5	2.8	2.50	50.0	8.0	3	DIN 2174
		.551					*.110*	*.098*	*1.969*	*.315*		
M 2.6	0.45	14.00	2.80 x 2.10	C	6HX	E301M2.6	2.8	2.60	50.0	8.0	3	DIN 2174
		.551					*.110*	*.102*	*1.969*	*.315*		
M 3	0.50	18.00	3.50 x 2.70	C	6HX	E301M3	3.5	3.00	56.0	9.0	4	DIN 2174
		.709					*.138*	*.118*	*2.205*	*.354*		
M 3.5	0.60	20.00	4.00 x 3.00	C	6HX	E301M3.5	4.0	3.50	56.0	11.0	4	DIN 2174
		.787					*.157*	*.138*	*2.205*	*.433*		
M 4	0.70	21.00	4.50 x 3.40	C	6HX	E301M4	4.5	4.00	63.0	12.0	5	DIN 2174
		.827					*.177*	*.157*	*2.480*	*.472*		
M 5	0.80	25.00	6.00 x 4.90	C	6HX	E301M5	6.0	5.00	70.0	13.0	5	DIN 2174
		.984					*.236*	*.197*	*2.756*	*.512*		
M 6	1.00	30.00	6.00 x 4.90	C	6HX	E301M6	6.0	6.00	80.0	15.0	5	DIN 2174
		1.181					*.236*	*.236*	*3.150*	*.591*		
M 8	1.25	35.00	8.00 x 6.20	C	6HX	E301M8	8.0	8.00	90.0	18.0	5	DIN 2174
		1.378					*.315*	*.315*	*3.543*	*.709*		
M 10	1.50	39.00	10.00 x 8.00	C	6HX	E301M10	10.0	10.00	100.0	20.0	5	DIN 2174
		1.535					*.394*	*.394*	*3.937*	*.787*		
M 12	1.75	83.00	9.00 x 7.00	C	6HX	E301M12	9.0	12.00	110.0	23.0	5	DIN 2174
		3.268					*.354*	*.472*	*4.331*	*.906*		
M 16	2.00	68.00	12.00 x 9.00	C	6HX	E301M16	12.0	16.00	110.0	25.0	6	DIN 2174
		2.677					*.472*	*.630*	*4.331*	*.984*		
M 20	2.50	70.00	16.00 x 12.00	C	6HX	E301M20	16.0	20.00	140.0	30.0	7	DIN 2174
		2.756					*.630*	*.787*	*5.512*	*1.181*		
M 24	3.00	80.00	18.00 x 14.50	C	6HX	E301M24	18.0	24.00	160.0	36.0	8	DIN 2174
		3.150					*.709*	*.945*	*6.299*	*1.417*		

C170 C157 E9 C154

Taraud par déformation CoroTap™ 400

Profil de filet : Métrique

DIN 2174

ULDR 3.0
SUBSTRATE HSS-E
COATING PVD TIN

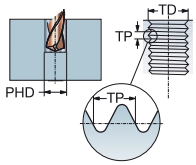

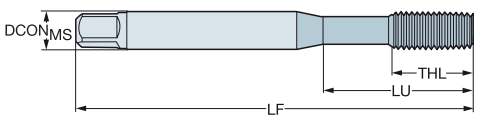

P M N S

							Dimensions, mm, pouce					
TDZ	TP	LU	CZC_{MS}	THCHT	TCTR	Référence de commande	$DCON_{MS}$	TD	LF	THL	NOF	BSG
M 1	0.25	20.00	2.50 x 2.10	C	5HX	E302M1	2.5	1.00	40.0	5.5	3	DIN 2174
		.787					*.098*	*.039*	*1.575*	*.217*		
M 1.2	0.25	20.00	2.50 x 2.10	C	5HX	E302M1.2	2.5	1.20	40.0	5.5	3	DIN 2174
		.787					*.098*	*.047*	*1.575*	*.217*		
M 1.4	0.30	20.00	2.50 x 2.10	C	5HX	E302M1.4	2.5	1.40	40.0	7.0	3	DIN 2174
		.787					*.098*	*.055*	*1.575*	*.276*		
M 1.6	0.35	20.00	2.50 x 2.10	C	6HX	E302M1.6	2.5	1.60	40.0	8.0	3	DIN 2174
		.787					*.098*	*.063*	*1.575*	*.315*		
M 1.7	0.35	20.00	2.50 x 2.10	C	6HX	E302M1.7	2.5	1.70	40.0	8.0	3	DIN 2174
		.787					*.098*	*.067*	*1.575*	*.315*		
M 1.8	0.35	20.00	2.50 x 2.10	C	6HX	E302M1.8	2.5	1.80	40.0	8.0	3	DIN 2174
		.787					*.098*	*.071*	*1.575*	*.315*		
M 2	0.40	11.00	2.80 x 2.10	C	6HX	E302M2	2.8	2.00	45.0	6.0	3	DIN 2174
		.433					*.110*	*.079*	*1.772*	*.236*		
M 2.2	0.45	12.00	2.80 x 2.10	C	6HX	E302M2.2	2.8	2.20	45.0	7.0	3	DIN 2174
		.472					*.110*	*.087*	*1.772*	*.276*		
M 2.3	0.40	12.00	2.80 x 2.10	C	6HX	E302M2.3	2.8	2.30	45.0	7.0	3	DIN 2174
		.472					*.110*	*.091*	*1.772*	*.276*		
M 2.5	0.45	14.00	2.80 x 2.10	C	6HX	E302M2.5	2.8	2.50	50.0	8.0	3	DIN 2174
		.551					*.110*	*.098*	*1.969*	*.315*		
M 2.6	0.45	14.00	2.80 x 2.10	C	6HX	E302M2.6	2.8	2.60	50.0	8.0	3	DIN 2174
		.551					*.110*	*.102*	*1.969*	*.315*		
M 3	0.50	18.00	3.50 x 2.70	C	6HX	E302M3	3.5	3.00	56.0	9.0	4	DIN 2174
		.709					*.138*	*.118*	*2.205*	*.354*		
M 3.5	0.60	20.00	4.00 x 3.00	C	6HX	E302M3.5	4.0	3.50	56.0	11.0	4	DIN 2174
		.787					*.157*	*.138*	*2.205*	*.433*		
M 4	0.70	21.00	4.50 x 3.40	C	6HX	E302M4	4.5	4.00	63.0	12.0	5	DIN 2174
		.827					*.177*	*.157*	*2.480*	*.472*		
M 5	0.80	25.00	6.00 x 4.90	C	6HX	E302M5	6.0	5.00	70.0	13.0	5	DIN 2174
		.984					*.236*	*.197*	*2.756*	*.512*		
M 6	1.00	30.00	6.00 x 4.90	C	6HX	E302M6	6.0	6.00	80.0	15.0	5	DIN 2174
		1.181					*.236*	*.236*	*3.150*	*.591*		
M 8	1.25	35.00	8.00 x 6.20	C	6HX	E302M8	8.0	8.00	90.0	18.0	5	DIN 2174
		1.378					*.315*	*.315*	*3.543*	*.709*		
M 10	1.50	39.00	10.00 x 8.00	C	6HX	E302M10	10.0	10.00	100.0	20.0	5	DIN 2174
		1.535					*.394*	*.394*	*3.937*	*.787*		
M 12	1.75	83.00	9.00 x 7.00	C	6HX	E302M12	9.0	12.00	110.0	23.0	5	DIN 2174
		3.268					*.354*	*.472*	*4.331*	*.906*		
M 16	2.00	68.00	12.00 x 9.00	C	6HX	E302M16	12.0	16.00	110.0	25.0	6	DIN 2174
		2.677					*.472*	*.630*	*4.331*	*.984*		
M 20	2.50	70.00	16.00 x 12.00	C	6HX	E302M20	16.0	20.00	140.0	30.0	7	DIN 2174
		2.756					*.630*	*.787*	*5.512*	*1.181*		
M 24	3.00	80.00	18.00 x 14.50	C	6HX	E302M24	18.0	24.00	160.0	36.0	8	DIN 2174
		3.150					*.709*	*.945*	*6.299*	*1.417*		

C170 C157 E9 C154

SANDVIK Coromant

FRE

Taraud par déformation CoroTap™ 400

Profil de filet : Métrique

DIN 2174

ULDR 3.0
SUBSTRATE HSS-E
COATING PVD TIN

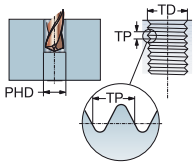

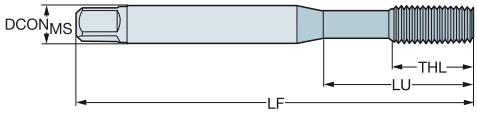

P M N S

TDZ	TP	LU	CZC$_{MS}$	THCHT	TCTR	Référence de commande	Dimensions, mm, pouce DCON$_{MS}$	TD	LF	THL	NOF	BSG
M 3	0.50	18.00	3.50 x 2.70	E	6HX	E305M3	3.5	3.00	56.0	9.0	4	DIN 2174
		.709					*.138*	*.118*	*2.205*	*.354*		
M 4	0.70	21.00	4.50 x 3.40	E	6HX	E305M4	4.5	4.00	63.0	12.0	5	DIN 2174
		.827					*.177*	*.157*	*2.480*	*.472*		
M 5	0.80	25.00	6.00 x 4.90	E	6HX	E305M5	6.0	5.00	70.0	13.0	5	DIN 2174
		.984					*.236*	*.197*	*2.756*	*.512*		
M 6	1.00	30.00	6.00 x 4.90	E	6HX	E305M6	6.0	6.00	80.0	15.0	5	DIN 2174
		1.181					*.236*	*.236*	*3.150*	*.591*		
M 8	1.25	35.00	8.00 x 6.20	E	6HX	E305M8	8.0	8.00	90.0	18.0	5	DIN 2174
		1.378					*.315*	*.315*	*3.543*	*.709*		
M 10	1.50	39.00	10.00 x 8.00	E	6HX	E305M10	10.0	10.00	100.0	20.0	5	DIN 2174
		1.535					*.394*	*.394*	*3.937*	*.787*		
M 3	0.50	18.00	3.50 x 2.70	C	6GX	E309M3	3.5	3.00	56.0	9.0	4	DIN 2174
		.709					*.138*	*.118*	*2.205*	*.354*		
M 3.5	0.60	20.00	4.00 x 3.00	C	6GX	E309M3.5	4.0	3.50	56.0	11.0	4	DIN 2174
		.787					*.157*	*.138*	*2.205*	*.433*		
M 4	0.70	21.00	4.50 x 3.40	C	6GX	E309M4	4.5	4.00	63.0	12.0	5	DIN 2174
		.827					*.177*	*.157*	*2.480*	*.472*		
M 5	0.80	25.00	6.00 x 4.90	C	6GX	E309M5	6.0	5.00	70.0	13.0	5	DIN 2174
		.984					*.236*	*.197*	*2.756*	*.512*		
M 6	1.00	30.00	6.00 x 4.90	C	6GX	E309M6	6.0	6.00	80.0	15.0	5	DIN 2174
		1.181					*.236*	*.236*	*3.150*	*.591*		
M 8	1.25	35.00	8.00 x 6.20	C	6GX	E309M8	8.0	8.00	90.0	18.0	5	DIN 2174
		1.378					*.315*	*.315*	*3.543*	*.709*		
M 10	1.50	39.00	10.00 x 8.00	C	6GX	E309M10	10.0	10.00	100.0	20.0	5	DIN 2174
		1.535					*.394*	*.394*	*3.937*	*.787*		
M 12	1.75	83.00	9.00 x 7.00	C	6GX	E309M12	9.0	12.00	110.0	23.0	5	DIN 2174
		3.268					*.354*	*.472*	*4.331*	*.906*		
M 3	0.50	18.00	3.50 x 2.70	E	6GX	E310M3	3.5	3.00	56.0	9.0	4	DIN 2174
		.709					*.138*	*.118*	*2.205*	*.354*		
M 4	0.70	21.00	4.50 x 3.40	E	6GX	E310M4	4.5	4.00	63.0	12.0	5	DIN 2174
		.827					*.177*	*.157*	*2.480*	*.472*		
M 5	0.80	25.00	6.00 x 4.90	E	6GX	E310M5	6.0	5.00	70.0	13.0	5	DIN 2174
		.984					*.236*	*.197*	*2.756*	*.512*		
M 6	1.00	30.00	6.00 x 4.90	E	6GX	E310M6	6.0	6.00	80.0	15.0	5	DIN 2174
		1.181					*.236*	*.236*	*3.150*	*.591*		
M 8	1.25	35.00	8.00 x 6.20	E	6GX	E310M8	8.0	8.00	90.0	18.0	5	DIN 2174
		1.378					*.315*	*.315*	*3.543*	*.709*		
M 10	1.50	39.00	10.00 x 8.00	E	6GX	E310M10	10.0	10.00	100.0	20.0	5	DIN 2174
		1.535					*.394*	*.394*	*3.937*	*.787*		

C170 C157 E9 C154

Taraud par déformation CoroTap™ 400

Profil de filet : Métrique

DIN 2174

ULDR 3.0
SUBSTRATE HSS-E
COATING PVD CRN

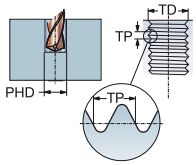

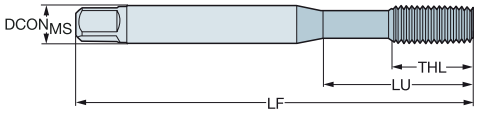

P M N S

							Dimensions, mm, pouce					
TDZ	TP	LU	CZC_{MS}	THCHT	TCTR	Référence de commande	$DCON_{MS}$	TD	LF	THL	NOF	BSG
M 3	0.50	18.00	3.50 x 2.70	C	6HX	E306M3	3.5	3.00	56.0	9.0	4	DIN 2174
		.709					*.138*	*.118*	*2.205*	*.354*		
M 4	0.70	21.00	4.50 x 3.40	C	6HX	E306M4	4.5	4.00	63.0	12.0	5	DIN 2174
		.827					*.177*	*.157*	*2.480*	*.472*		
M 5	0.80	25.00	6.00 x 4.90	C	6HX	E306M5	6.0	5.00	70.0	13.0	5	DIN 2174
		.984					*.236*	*.197*	*2.756*	*.512*		
M 6	1.00	30.00	6.00 x 4.90	C	6HX	E306M6	6.0	6.00	80.0	15.0	5	DIN 2174
		1.181					*.236*	*.236*	*3.150*	*.591*		
M 8	1.25	35.00	8.00 x 6.20	C	6HX	E306M8	8.0	8.00	90.0	18.0	5	DIN 2174
		1.378					*.315*	*.315*	*3.543*	*.709*		
M 10	1.50	39.00	10.00 x 8.00	C	6HX	E306M10	10.0	10.00	100.0	20.0	5	DIN 2174
		1.535					*.394*	*.394*	*3.937*	*.787*		
M 12	1.75	83.00	9.00 x 7.00	C	6HX	E306M12	9.0	12.00	110.0	23.0	5	DIN 2174
		3.268					*.354*	*.472*	*4.331*	*.906*		

C170 C157 E9 C154

SANDVIK Coromant

FRE

Taraud par déformation CoroTap™ 400

Profil de filet : Métrique

DIN 2174

ULDR 3.5
SUBSTRATE HSS-E
COATING PVD TIN

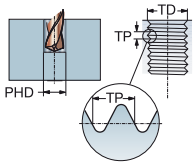

P M N S

							Dimensions, mm, pouce					
TDZ	TP	LU	CZC_{MS}	THCHT	TCTR	Référence de commande	$DCON_{MS}$	TD	LF	THL	NOF	BSG
M 3	0.50	18.00	3.50 x 2.70	C	6HX	E308M3	3.5	3.00	56.0	9.0	4	DIN 2174
		.709					*.138*	*.118*	*2.205*	*.354*		
M 4	0.70	21.00	4.50 x 3.40	C	6HX	E308M4	4.5	4.00	63.0	12.0	5	DIN 2174
		.827					*.177*	*.157*	*2.480*	*.472*		
M 5	0.80	25.00	6.00 x 4.90	C	6HX	E308M5	6.0	5.00	70.0	13.0	5	DIN 2174
		.984					*.236*	*.197*	*2.756*	*.512*		
M 6	1.00	30.00	6.00 x 4.90	C	6HX	E308M6	6.0	6.00	80.0	15.0	5	DIN 2174
		1.181					*.236*	*.236*	*3.150*	*.591*		
M 7	1.00	30.00	7.00 x 5.50	C	6HX	E308M7	7.0	7.00	80.0	15.0	5	DIN 2174
		1.181					*.276*	*.276*	*3.150*	*.591*		
M 8	1.25	35.00	8.00 x 6.20	C	6HX	E308M8	8.0	8.00	90.0	18.0	5	DIN 2174
		1.378					*.315*	*.315*	*3.543*	*.709*		
M 10	1.50	39.00	10.00 x 8.00	C	6HX	E308M10	10.0	10.00	100.0	20.0	5	DIN 2174
		1.535					*.394*	*.394*	*3.937*	*.787*		
M 12	1.75	83.00	9.00 x 7.00	C	6HX	E308M12	9.0	12.00	110.0	23.0	5	DIN 2174
		3.268					*.354*	*.472*	*4.331*	*.906*		
M 14	2.00	81.00	11.00 x 9.00	C	6HX	E308M14	11.0	14.00	110.0	25.0	6	DIN 2174
		3.189					*.433*	*.551*	*4.331*	*.984*		
M 16	2.00	68.00	12.00 x 9.00	C	6HX	E308M16	12.0	16.00	110.0	25.0	6	DIN 2174
		2.677					*.472*	*.630*	*4.331*	*.984*		
M 20	2.50	95.00	16.00 x 12.00	C	6HX	E308M20	16.0	20.00	140.0	30.0	7	DIN 2174
		3.740					*.630*	*.787*	*5.512*	*1.181*		
M 24	3.00	113.00	18.00 x 14.50	C	6HX	E308M24	18.0	24.00	160.0	36.0	8	DIN 2174
		4.449					*.709*	*.945*	*6.299*	*1.417*		

C170 C157 E9 C154

Taraud par déformation CoroTap™ 400

Profil de filet : Métrique

DIN 2174

ULDR 3.5
SUBSTRATE HSS-E
COATING PVD TIN

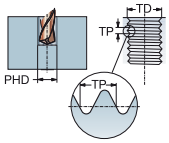

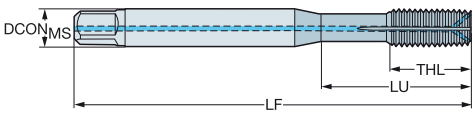

P M N S

									Dimensions, mm, pouce					
TDZ	TP	LU	CZC_{MS}	THCHT	TCTR	CNSC	CXSC	Référence de commande	$DCON_{MS}$	TD	LF	THL	NOF	BSG
M 5	0.80	21.00	6.00 x 4.90	C	6HX	1	2	**E315M5**	6.0	5.00	70.0	13.0	5	DIN 2174
		.827							*.236*	*.197*	*2.756*	*.512*		
M 6	1.00	26.00	6.00 x 4.90	C	6HX	1	2	**E315M6**	6.0	6.00	80.0	15.0	5	DIN 2174
		1.024							*.236*	*.236*	*3.150*	*.591*		
M 8	1.25	30.00	8.00 x 6.20	C	6HX	1	2	**E315M8**	8.0	8.00	90.0	18.0	5	DIN 2174
		1.181							*.315*	*.315*	*3.543*	*.709*		
M 10	1.50	33.00	10.00 x 8.00	C	6HX	1	2	**E315M10**	10.0	10.00	100.0	20.0	5	DIN 2174
		1.299							*.394*	*.394*	*3.937*	*.787*		
M 12	1.75	83.00	9.00 x 7.00	C	6HX	1	2	**E315M12**	9.0	12.00	110.0	23.0	5	DIN 2174
		3.268							*.354*	*.472*	*4.331*	*.906*		

CXSC 2 = Sortie radiale du liquide de coupe

C170 C157 E9 E28 C154

SANDVIK Coromant

FRE

Taraud par déformation CoroTap™ 400

Profil de filet : Métrique

C-DIN 2174, DIN 2174

ULDR 3.0
SUBSTRATE HM
COATING PVD TICN

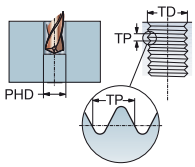

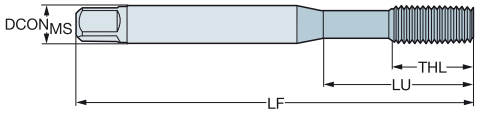

P M N S

TDZ	TP	LU	CZC$_{MS}$	THCHT	TCTR	Référence de commande	DCON$_{MS}$	TD	LF	THL	NOF	BSG
							Dimensions, mm, pouce					
M 3	0.50	10.00	3.50 x 2.70	C	6HX	T115M3	3.5	3.00	56.0	10.0	4	C-DIN 2174
		.394					*.138*	*.118*	*2.205*	*.394*		
M 4	0.70	13.00	4.50 x 3.40	C	6HX	T115M4	4.5	4.00	63.0	13.0	5	C-DIN 2174
		.512					*.177*	*.157*	*2.480*	*.512*		
M 5	0.80	16.00	6.00 x 4.90	C	6HX	T115M5	6.0	5.00	70.0	16.0	5	C-DIN 2174
		.630					*.236*	*.197*	*2.756*	*.630*		
M 6	1.00	30.00	6.00 x 4.90	C	6HX	T115M6	6.0	6.00	80.0	19.0	5	DIN 2174
		1.181					*.236*	*.236*	*3.150*	*.748*		
M 8	1.25	35.00	8.00 x 6.20	C	6HX	T115M8	8.0	8.00	90.0	22.0	5	DIN 2174
		1.378					*.315*	*.315*	*3.543*	*.866*		
M 10	1.50	39.00	10.00 x 8.00	C	6HX	T115M10	10.0	10.00	100.0	24.0	5	DIN 2174
		1.535					*.394*	*.394*	*3.937*	*.945*		

C170 C157 E9 C154

Taraud par déformation CoroTap™ 400

Profil de filet : Métrique

C-DIN 2174, DIN 2174

ULDR 3.0
SUBSTRATE HM
COATING PVD TICN

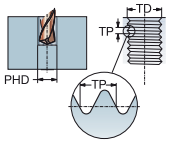

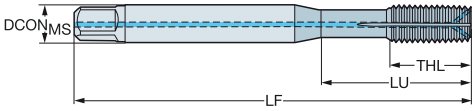

P M N S

									Dimensions, mm, pouce					
TDZ	TP	LU	CZC_{MS}	THCHT	TCTR	CNSC	CXSC	Référence de commande	$DCON_{MS}$	TD	LF	THL	NOF	BSG
M 5	0.80	16.00	6.00 x 4.90	C	6HX	1	1	T116M5	6.0	5.00	70.0	16.0	5	C-DIN 2174
		.630							*.236*	*.197*	*2.756*	*.630*		
M 6	1.00	30.00	6.00 x 4.90	C	6HX	1	1	T116M6	6.0	6.00	80.0	19.0	5	DIN 2174
		1.181							*.236*	*.236*	*3.150*	*.748*		
M 8	1.25	35.00	8.00 x 6.20	C	6HX	1	1	T116M8	8.0	8.00	90.0	22.0	5	DIN 2174
		1.378							*.315*	*.315*	*3.543*	*.866*		
M 10	1.50	39.00	10.00 x 8.00	C	6HX	1	1	T116M10	10.0	10.00	100.0	24.0	5	DIN 2174
		1.535							*.394*	*.394*	*3.937*	*.945*		
M 12	1.75	83.00	9.00 x 7.00	C	6HX	1	1	T116M12	9.0	12.00	110.0	23.0	5	DIN 2174
		3.268							*.354*	*.472*	*4.331*	*.906*		

CXSC 1 = Sortie axiale concentrique du liquide de coupe

C170 C157 E9 E28 C154

SANDVIK Coromant

FRE

Taraud par déformation CoroTap™ 400

Profil de filet : Métrique

DIN/ANSI

ULDR 3.0
SUBSTRATE HSS-PM
COATING PVD TIN

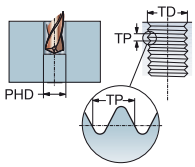

P M N S

TDZ	TP	LU	CZC_{MS}	THCHT	TCTR	Référence de commande	$DCON_{MS}$	TD	LF	THL	NOF	BSG
							Dimensions, mm, pouce					
M 3	0.50	18.81	.141 x .110	C	6H	E890M3	3.6	3.00	56.0	18.8	4	DIN/ANSI
		.740					*.141*	*.118*	*2.205*	*.740*		
M 4	0.70	16.58	.168 x .131	C	6H	E890M4	4.3	4.00	63.0	16.5	4	DIN/ANSI
		.653					*.168*	*.157*	*2.480*	*.650*		
M 5	0.80	21.42	.194 x .152	C	6H	E890M5	4.9	5.00	70.0	19.3	4	DIN/ANSI
		.843					*.194*	*.197*	*2.756*	*.760*		
M 6	1.00	25.59	.255 x .191	C	6H	E890M6	6.5	6.00	80.0	15.0	4	DIN/ANSI
		1.007					*.255*	*.236*	*3.150*	*.591*		
M 8	1.25	30.20	.318 x .238	C	6H	E890M8	8.1	8.00	90.0	18.0	5	DIN/ANSI
		1.189					*.318*	*.315*	*3.543*	*.709*		
M 10	1.50	32.80	.381 x .286	C	6H	E890M10	9.7	10.00	100.0	20.0	6	DIN/ANSI
		1.292					*.381*	*.394*	*3.937*	*.787*		
M 12	1.75	87.00	.367 x .275	C	6H	E890M12	9.3	12.00	110.0	23.0	6	DIN/ANSI
		3.425					*.367*	*.472*	*4.331*	*.906*		
M 16	2.00	72.00	.480 x .360	C	6H	E890M16	12.2	16.00	110.0	23.0	8	DIN/ANSI
		2.835					*.480*	*.630*	*4.331*	*.906*		
M 18	2.50	87.00	.542 x .406	C	6H	E890M18	13.8	18.00	125.0	30.0	8	DIN/ANSI
		3.425					*.542*	*.709*	*4.921*	*1.181*		
M 20	2.50	102.00	.652 x .489	C	6H	E890M20	16.6	20.00	140.0	36.0	8	DIN/ANSI
		4.016					*.652*	*.787*	*5.512*	*1.417*		

C170 C157 E9 C154

Taraud par déformation CoroTap™ 400

Profil de filet : Métrique à pas fin

DIN 2174

ULDR 3.0
SUBSTRATE HSS-E
COATING PVD TIN

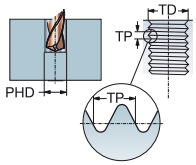

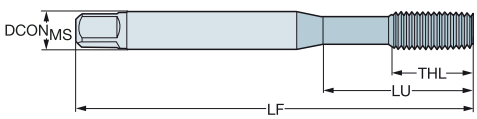

P M N S

							Dimensions, mm, pouce					
TDZ	TP	LU	CZC_{MS}	THCHT	TCTR	Référence de commande	$DCON_{MS}$	TD	LF	THL	NOF	BSG
MF 5x0.5	0.50	25.00	6.00 x 4.90	C	6HX	E317M5X0.5	6.0	5.00	70.0	13.0	5	DIN 2174
		.984					*.236*	*.197*	*2.756*	*.512*		
MF 6x0.75	0.75	30.00	6.00 x 4.90	C	6HX	E317M6X0.75	6.0	6.00	80.0	15.0	5	DIN 2174
		1.181					*.236*	*.236*	*3.150*	*.591*		
MF 7x0.75	0.75	30.00	7.00 x 5.50	C	6HX	E317M7X0.75	7.0	7.00	80.0	15.0	5	DIN 2174
		1.181					*.276*	*.276*	*3.150*	*.591*		
MF 8x0.75	0.75	57.00	6.00 x 4.90	C	6HX	E317M8X.75	6.0	8.00	80.0	18.0	5	DIN 2174
		2.244					*.236*	*.315*	*3.150*	*.709*		
MF 8x1	1.00	67.00	6.00 x 4.90	C	6HX	E317M8X1	6.0	8.00	90.0	18.0	5	DIN 2174
		2.638					*.236*	*.315*	*3.543*	*.709*		
MF 10x1	1.00	75.00	7.00 x 5.50	C	6HX	E317M10X1	7.0	10.00	100.0	20.0	5	DIN 2174
		2.953					*.276*	*.394*	*3.937*	*.787*		
MF 10x1.25	1.25	75.00	7.00 x 5.50	C	6HX	E317M10X1.25	7.0	10.00	100.0	20.0	5	DIN 2174
		2.953					*.276*	*.394*	*3.937*	*.787*		
MF 12x1	1.00	73.00	9.00 x 7.00	C	6HX	E317M12X1	9.0	12.00	100.0	23.0	5	DIN 2174
		2.874					*.354*	*.472*	*3.937*	*.906*		
MF 12x1.25	1.25	73.00	9.00 x 7.00	C	6HX	E317M12X1.25	9.0	12.00	100.0	23.0	5	DIN 2174
		2.874					*.354*	*.472*	*3.937*	*.906*		
MF 12x1.5	1.50	73.00	9.00 x 7.00	C	6HX	E317M12X1.5	9.0	12.00	100.0	23.0	5	DIN 2174
		2.874					*.354*	*.472*	*3.937*	*.906*		
MF 14x1	1.00	71.00	11.00 x 9.00	C	6HX	E317M14X1	11.0	14.00	100.0	21.0	6	DIN 2174
		2.795					*.433*	*.551*	*3.937*	*.827*		
MF 14x1.25	1.25	71.00	11.00 x 9.00	C	6HX	E317M14X1.25	11.0	14.00	100.0	21.0	6	DIN 2174
		2.795					*.433*	*.551*	*3.937*	*.827*		
MF 14x1.5	1.50	71.00	11.00 x 9.00	C	6HX	E317M14X1.5	11.0	14.00	100.0	21.0	6	DIN 2174
		2.795					*.433*	*.551*	*3.937*	*.827*		
MF 16x1.5	1.50	58.00	12.00 x 9.00	C	6HX	E317M16X1.5	12.0	16.00	100.0	21.0	6	DIN 2174
		2.283					*.472*	*.630*	*3.937*	*.827*		

C170 C157 E9 C154

FRE

Taraud par déformation CoroTap™ 400

Profil de filet : Métrique à pas fin

DIN/ANSI

ULDR 3.0
SUBSTRATE HSS-PM
COATING PVD TIN

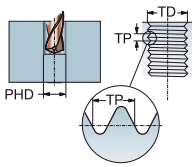

P M N S

TDZ	TP	LU	CZC$_{MS}$	THCHT	TCTR	Référence de commande	Dimensions, mm, pouce DCON$_{MS}$	TD	LF	THL	NOF	BSG
MF 10x1.25	1.25	36.61	.381 x .286	C	6H	**E891M10X1.25**	9.7	10.00	100.0	20.0	6	DIN/ANSI
		1.442					*.381*	*.394*	*3.937*	*.787*		
MF 12x1.5	1.50	87.00	.367 x .275	C	6H	**E891M12X1.5**	9.3	12.00	110.0	23.0	6	DIN/ANSI
		3.425					*.367*	*.472*	*4.331*	*.906*		

C170 C157 E9 C154

Taraud par déformation CoroTap™ 400

Profil de filet : UNC

DIN/ANSI

ULDR 3.0
SUBSTRATE HSS-PM
COATING PVD TIN

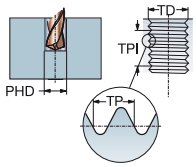

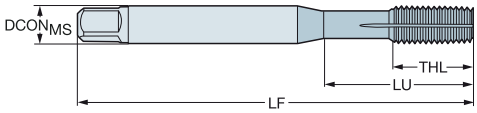

P M N S

TDZ	TPI	LU	CZC$_{MS}$	THCHT	TCTR	Référence de commande	DCON$_{MS}$	TD	LF	THL	NOF	BSG
							Dimensions, mm, pouce					
UNC #4-40	40.00	15.47	.141 x .110	C	2B	E8924-40	3.6	2.84	56.0	11.0	3	DIN/ANSI
		.609					*.141*	*.112*	*2.205*	*.433*		
UNC #6-32	32.00	15.08	.141 x .110	C	2B	E8926-32	3.6	3.51	56.0	13.0	3	DIN/ANSI
		.594					*.141*	*.138*	*2.205*	*.510*		
UNC #8-32	32.00	16.58	.168 x .131	C	2B	E8928-32	4.3	4.17	63.0	16.5	4	DIN/ANSI
		.653					*.168*	*.164*	*2.480*	*.650*		
UNC #10-24	24.00	21.42	.194 x .152	C	2B	E89210-24	4.9	4.83	70.0	19.3	4	DIN/ANSI
		.843					*.194*	*.190*	*2.756*	*.760*		
UNC #12-24	24.00	25.55	.220 x .165	C	2B	E89212-24	5.6	5.49	80.0	15.0	4	DIN/ANSI
		1.006					*.220*	*.216*	*3.150*	*.591*		
UNC 1/4-20	20.00	25.59	.255 x .191	C	2B	E8921/4	6.5	6.35	80.0	15.0	4	DIN/ANSI
		1.007					*.255*	*.250*	*3.150*	*.591*		
UNC 5/16-18	18.00	30.20	.318 x .238	C	2B	E8925/16	8.1	7.94	90.0	18.0	5	DIN/ANSI
		1.189					*.318*	*.313*	*3.543*	*.709*		
UNC 3/8-16	16.00	32.80	.381 x .286	C	2B	E8923/8	9.7	9.53	100.0	20.0	6	DIN/ANSI
		1.292					*.381*	*.375*	*3.937*	*.787*		
UNC 7/16-14	14.00	72.60	.323 x .242	C	2B	E8927/16	8.2	11.11	100.0	20.0	6	DIN/ANSI
		2.858					*.323*	*.438*	*3.937*	*.787*		
UNC 1/2-13	13.00	81.80	.367 x .275	C	2B	E8921/2	9.3	12.70	110.0	23.0	6	DIN/ANSI
		3.220					*.367*	*.500*	*4.331*	*.906*		
UNC 5/8-11	11.00	65.80	.480 x .360	C	2B	E8925/8	12.2	15.88	110.0	23.0	8	DIN/ANSI
		2.591					*.480*	*.625*	*4.331*	*.906*		
UNC 3/4-10	10.00	77.50	.590 x .442	C	2B	E8923/4	15.0	19.05	125.0	30.0	8	DIN/ANSI
		3.051					*.590*	*.750*	*4.921*	*1.181*		
UNC 7/8-9	9.00	90.90	.697 x .523	C	2B	E8927/8-9	17.7	22.23	140.0	34.0	8	DIN/ANSI
		3.579					*.697*	*.875*	*5.512*	*1.339*		
UNC 1"-8	8.00	95.40	.800 x .600	C	2B	E8921	20.3	25.40	160.0	38.0	8	DIN/ANSI
		3.756					*.800*	*1.000*	*6.299*	*1.496*		

C170 C157 E9 C154

FRE

Taraud par déformation CoroTap™ 400

Profil de filet : UNF

DIN/ANSI

ULDR 3.0
SUBSTRATE HSS-PM
COATING PVD TIN

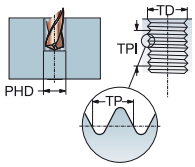

P M N S

TDZ	TPI	LU	CZC_{MS}	THCHT	TCTR	Référence de commande	Dimensions, mm, pouce $DCON_{MS}$	TD	LF	THL	NOF	BSG
UNF #10-32	32.00	21.42	.194 x .152	C	2B	E89310-32	4.9	4.83	70.0	19.3	4	DIN/ANSI
		.843					*.194*	*.190*	*2.756*	*.760*		
UNF 1/4-28	28.00	25.59	.255 x .191	C	2B	E8931/4	6.5	6.35	80.0	15.0	4	DIN/ANSI
		1.007					*.255*	*.250*	*3.150*	*.591*		
UNF 5/16-24	24.00	30.20	.318 x .238	C	2B	E8935/16	8.1	7.94	90.0	18.0	5	DIN/ANSI
		1.189					*.318*	*.313*	*3.543*	*.709*		
UNF 3/8-24	24.00	32.80	.381 x .286	C	2B	E8933/8	9.7	9.53	100.0	20.0	6	DIN/ANSI
		1.292					*.381*	*.375*	*3.937*	*.787*		
UNF 7/16-20	20.00	72.60	.323 x .242	C	2B	E8937/16	8.2	11.11	100.0	20.0	6	DIN/ANSI
		2.858					*.323*	*.438*	*3.937*	*.787*		
UNF 1/2-20	20.00	81.80	.367 x .275	C	2B	E8931/2	9.3	12.70	110.0	23.0	6	DIN/ANSI
		3.220					*.367*	*.500*	*4.331*	*.906*		
UNF 5/8-18	18.00	65.80	.480 x .360	C	2B	E8935/8	12.2	15.88	110.0	23.0	8	DIN/ANSI
		2.591					*.480*	*.625*	*4.331*	*.906*		
UNF 3/4-16	16.00	77.50	.590 x .442	C	2B	E8933/4	15.0	19.05	125.0	30.0	8	DIN/ANSI
		3.051					*.590*	*.750*	*4.921*	*1.181*		
UNF 1"-12	12.00	95.40	.800 x .600	C	2B	E8931	20.3	25.40	160.0	36.0	8	DIN/ANSI
		3.756					*.800*	*1.000*	*6.299*	*1.417*		

C170 C157 E9 C154

Taraud par déformation CoroTap™ 400

Profil de filet : EGM

DIN 40435

ULDR 3.0
SUBSTRATE HSS-E
COATING PVD TIN

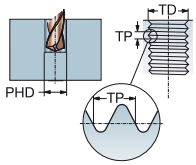

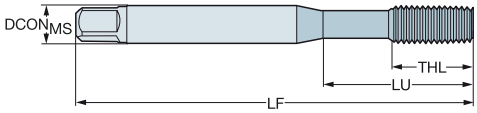

P M N S

							Dimensions, mm, pouce					
TDZ	TP	LU	CZC_{MS}	THCHT	TCTR	Référence de commande	$DCON_{MS}$	TD	LF	THL	NOF	BSG
EGM 3	0.50	21.00	4.50 x 3.40	C	6HMOD	E323M3	4.5	3.65	63.0	12.0	4	DIN 40435
		.827					*.177*	*.144*	*2.480*	*.472*		
EGM 4	0.70	25.00	6.00 x 4.90	C	6HMOD	E323M4	6.0	4.91	70.0	13.0	4	DIN 40435
		.984					*.236*	*.193*	*2.756*	*.512*		
EGM 5	0.80	30.00	6.00 x 4.90	C	6HMOD	E323M5	6.0	6.04	80.0	15.0	4	DIN 40435
		1.181					*.236*	*.238*	*3.150*	*.591*		
EGM 6	1.00	35.00	8.00 x 6.20	C	6HMOD	E323M6	8.0	7.30	90.0	18.0	5	DIN 40435
		1.378					*.315*	*.287*	*3.543*	*.709*		
EGM 8	1.25	39.00	10.00 x 8.00	C	6HMOD	E323M8	10.0	9.62	100.0	20.0	5	DIN 40435
		1.535					*.394*	*.379*	*3.937*	*.787*		
EGM 10	1.50	73.00	9.00 x 7.00	C	6HMOD	E323M10	9.0	11.95	100.0	21.0	5	DIN 40435
		2.874					*.354*	*.470*	*3.937*	*.827*		
EGM 12	1.75	81.00	11.00 x 9.00	C	6HMOD	E323M12	11.0	14.27	110.0	25.0	6	DIN 40435
		3.189					*.433*	*.562*	*4.331*	*.984*		

C170 C157 E9 C154

FRE

CoroTap™ 100

O C

Applications

- Tarauds optimisés pour des matières spécifiques
- Pour trous débouchants ou non
- Profondeurs jusqu'à 2.5 x diamètre
- Tolérances ISO K : 6H, 6HX, 2B, 2BX, 3B
- Tolérances ISO N : 6H
- Tolérances ISO H : 6H, 6HX

Caractéristiques et avantages

- Trois orifices d'arrosage pour une résistance optimisée
- Cinq goujures pour réduire l'effort au niveau de chaque arête et pour réduire l'usure
- Nuance plus dure avec moins d'usure au niveau du revêtement et du substrat
- Pour les matières ISO N : tarauds avec filets interrompus pour réduire le couple

- Tarauds à goujures droites
- A utiliser principalement dans les matières à copeaux courts comme les fontes
- Convient aux trous débouchants ou non
- Goujure servant principalement pour le liquide de coupe mais avec l'arrosage par l'intérieur, l'évacuation des copeaux est aussi possible

www.sandvik.coromant.com/corotap100

Pour CoroChuck™ 970, voir le catalogue Outils Rotatifs.

Taraud coupant CoroTap™ 100 à goujures droites

Profil de filet : Métrique

C-DIN 371, DIN 371, DIN 376

ULDR 2.5
SUBSTRATE HM
COATING PVD TIALN

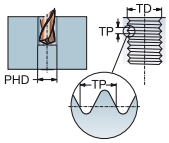

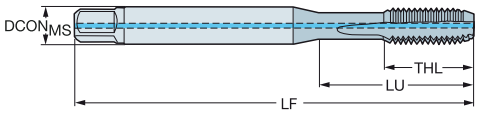

K

									Dimensions, mm, pouce					
TDZ	TP	LU	CZC_{MS}	THCHT	TCTR	CNSC	CXSC	Référence de commande	$DCON_{MS}$	TD	LF	THL	NOF	BSG
M 5	0.80	47.00	6.00 x 4.90	C	6HX	1	1	**T101M5**	6.0	5.00	70.0	16.0	4	C-DIN 371
		1.850							*.236*	*.197*	*2.756*	*.630*		
M 6	1.00	30.00	6.00 x 4.90	C	6HX	1	1	**T101M6**	6.0	6.00	80.0	19.0	4	DIN 371
		1.181							*.236*	*.236*	*3.150*	*.748*		
M 8	1.25	35.00	8.00 x 6.20	C	6HX	1	1	**T101M8**	8.0	8.00	90.0	22.0	4	DIN 371
		1.378							*.315*	*.315*	*3.543*	*.866*		
M 10	1.50	39.00	10.00 x 8.00	C	6HX	1	1	**T101M10**	10.0	10.00	100.0	24.0	4	DIN 371
		1.535							*.394*	*.394*	*3.937*	*.945*		
M 12	1.75	83.00	9.00 x 7.00	C	6HX	1	1	**T101M12**	9.0	12.00	110.0	23.0	4	DIN 376
		3.268							*.354*	*.472*	*4.331*	*.906*		
M 16	2.00	68.00	12.00 x 9.00	C	6HX	1	1	**T101M16**	12.0	16.00	110.0	25.0	4	DIN 376
		2.677							*.472*	*.630*	*4.331*	*.984*		

CXSC 1 = Sortie axiale concentrique du liquide de coupe

C172 C157 E9 E28 C154

FRE

Taraud coupant CoroTap™ 100 à goujures droites

Profil de filet : Métrique

C-DIN 371

ULDR 2.0
SUBSTRATE HM
COATING PVD TIALN

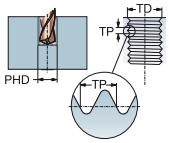

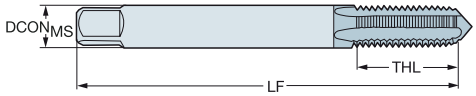

H

									Dimensions, mm, pouce					
TDZ	TP	LU	CZC_{MS}	THCHT	TCTR	CNSC	CXSC	**Référence de commande**	$DCON_{MS}$	TD	LF	THL	NOF	BSG
M 3	0.50	10.00	3.50 x 2.70	C	6H	0	0	**T100M3**	3.5	3.00	56.0	10.0	3	C-DIN 371
		.394							*.138*	*.118*	*2.205*	*.394*		
M 4	0.70	13.00	4.50 x 3.40	C	6H	0	0	**T100M4**	4.5	4.00	63.0	13.0	3	C-DIN 371
		.512							*.177*	*.157*	*2.480*	*.512*		
M 5	0.80	16.00	6.00 x 4.90	C	6H	0	0	**T100M5**	6.0	5.00	70.0	16.0	3	C-DIN 371
		.630							*.236*	*.197*	*2.756*	*.630*		
M 6	1.00	20.00	6.00 x 4.90	C	6H	0	0	**T100M6**	6.0	6.00	80.0	20.0	3	C-DIN 371
		.787							*.236*	*.236*	*3.150*	*.787*		
M 8	1.25	25.00	8.00 x 6.20	C	6H	0	0	**T100M8**	8.0	8.00	90.0	25.0	3	C-DIN 371
		.984							*.315*	*.315*	*3.543*	*.984*		
M 10	1.50	30.00	10.00 x 8.00	C	6H	0	0	**T100M10**	10.0	10.00	100.0	30.0	3	C-DIN 371
		1.181							*.394*	*.394*	*3.937*	*1.181*		
M 12	1.75	36.00	12.00 x 9.00	C	6H	0	0	**T100M12**	12.0	12.00	110.0	36.0	3	C-DIN 371
		1.417							*.472*	*.472*	*4.331*	*1.417*		
M 3	0.50	8.00	3.50 x 2.70	C	6HX	0	0	**T110M3**	3.5	3.00	56.0	8.0	4	C-DIN 371
		.315							*.138*	*.118*	*2.205*	*.315*		
M 4	0.70	11.00	4.50 x 3.40	C	6HX	0	0	**T110M4**	4.5	4.00	63.0	11.0	5	C-DIN 371
		.433							*.177*	*.157*	*2.480*	*.433*		
M 5	0.80	13.50	6.00 x 4.90	C	6HX	0	0	**T110M5**	6.0	5.00	70.0	13.5	5	C-DIN 371
		.531							*.236*	*.197*	*2.756*	*.531*		
M 6	1.00	16.50	6.00 x 4.90	C	6HX	0	0	**T110M6**	6.0	6.00	80.0	16.5	5	C-DIN 371
		.650							*.236*	*.236*	*3.150*	*.650*		
M 8	1.25	21.50	8.00 x 6.20	C	6HX	0	0	**T110M8**	8.0	8.00	90.0	21.5	5	C-DIN 371
		.846							*.315*	*.315*	*3.543*	*.846*		
M 10	1.50	27.00	10.00 x 8.00	C	6HX	0	0	**T110M10**	10.0	10.00	100.0	27.0	5	C-DIN 371
		1.063							*.394*	*.394*	*3.937*	*1.063*		
M 12	1.75	32.00	12.00 x 9.00	C	6HX	0	0	**T110M12**	12.0	12.00	110.0	32.0	6	C-DIN 371
		1.260							*.472*	*.472*	*4.331*	*1.260*		

C172 C157 E9 E28 C154

Taraud coupant CoroTap™ 100 à goujures droites

Profil de filet : Métrique

DIN 371, DIN 376

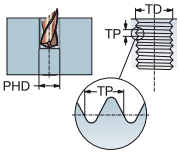

ULDR	2.5
SUBSTRATE	HSS-E-PM
COATING	PVD TIALN

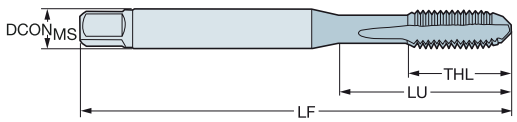

TDZ	TP	LU	CZC$_{MS}$	THCHT	TCTR	Référence de commande	K D210	DCON$_{MS}$	TD	LF	THL	NOF	PHD	BSG
								Dimensions, mm, pouce						
M 3	0.50	18.00	3.50 x 2.70	C	6HX	T100-KM100DA-M3	★	3.5	3.00	56.0	9.0	4	2.5	DIN 371
		.709						*.138*	*.118*	*2.205*	*.354*		*.098*	
M 4	0.70	21.00	4.50 x 3.40	C	6HX	T100-KM100DA-M4	★	4.5	4.00	63.0	12.0	4	3.3	DIN 371
		.827						*.177*	*.157*	*2.480*	*.472*		*.130*	
M 5	0.80	25.00	6.00 x 4.90	C	6HX	T100-KM100DA-M5	★	6.0	5.00	70.0	13.0	5	4.2	DIN 371
		.984						*.236*	*.197*	*2.756*	*.512*		*.165*	
M 6	1.00	30.00	6.00 x 4.90	C	6HX	T100-KM100DA-M6	★	6.0	6.00	80.0	15.0	5	5.0	DIN 371
		1.181						*.236*	*.236*	*3.150*	*.591*		*.197*	
M 8	1.25	35.00	8.00 x 6.20	C	6HX	T100-KM100DA-M8	★	8.0	8.00	90.0	18.0	5	6.8	DIN 371
		1.378						*.315*	*.315*	*3.543*	*.709*		*.268*	
M 10	1.50	39.00	10.00 x 8.00	C	6HX	T100-KM100DA-M10	★	10.0	10.00	100.0	20.0	5	8.5	DIN 371
		1.535						*.394*	*.394*	*3.937*	*.787*		*.335*	
M 8	1.25	67.00	6.00 x 4.90	C	6HX	T100-KM101DA-M8	★	6.0	8.00	90.0	20.0	5	6.8	DIN 376
		2.638						*.236*	*.315*	*3.543*	*.787*		*.268*	
M 10	1.50	77.00	7.00 x 5.50	C	6HX	T100-KM101DA-M10	★	7.0	10.00	100.0	23.5	5	8.5	DIN 376
		3.032						*.276*	*.394*	*3.937*	*.925*		*.335*	
M 12	1.75	83.00	9.00 x 7.00	C	6HX	T100-KM101DA-M12	★	9.0	12.00	110.0	23.0	5	10.2	DIN 376
		3.268						*.354*	*.472*	*4.331*	*.906*		*.402*	
M 14	2.00	81.00	11.00 x 9.00	C	6HX	T100-KM101DA-M14	★	11.0	14.00	110.0	25.0	5	12.0	DIN 376
		3.189						*.433*	*.551*	*4.331*	*.984*		*.472*	
M 16	2.00	68.00	12.00 x 9.00	C	6HX	T100-KM101DA-M16	★	12.0	16.00	110.0	25.0	5	14.0	DIN 376
		2.677						*.472*	*.630*	*4.331*	*.984*		*.551*	
M 18	2.50	81.00	14.00 x 11.00	C	6HX	T100-KM101DA-M18	★	14.0	18.00	125.0	30.0	5	15.5	DIN 376
		3.189						*.551*	*.709*	*4.921*	*1.181*		*.610*	
M 20	2.50	95.00	16.00 x 12.00	C	6HX	T100-KM101DA-M20	★	16.0	20.00	140.0	30.0	5	17.5	DIN 376
		3.740						*.630*	*.787*	*5.512*	*1.181*		*.689*	
M 22	2.50	93.00	18.00 x 14.50	C	6HX	T100-KM101DA-M22	★	18.0	22.00	140.0	34.0	5	19.5	DIN 376
		3.661						*.709*	*.866*	*5.512*	*1.339*		*.768*	
M 24	3.00	113.00	18.00 x 14.50	C	6HX	T100-KM101DA-M24	★	18.0	24.00	160.0	38.0	5	21.0	DIN 376
		4.449						*.709*	*.945*	*6.299*	*1.496*		*.827*	
M 5	0.80	25.00	6.00 x 4.90	E	6HX	T100-KM102DA-M5	★	6.0	5.00	70.0	13.0	5	4.2	DIN 371
		.984						*.236*	*.197*	*2.756*	*.512*		*.165*	
M 6	1.00	30.00	6.00 x 4.90	E	6HX	T100-KM102DA-M6	★	6.0	6.00	80.0	15.0	5	5.0	DIN 371
		1.181						*.236*	*.236*	*3.150*	*.591*		*.197*	
M 8	1.25	35.00	8.00 x 6.20	E	6HX	T100-KM102DA-M8	★	8.0	8.00	90.0	18.0	5	6.8	DIN 371
		1.378						*.315*	*.315*	*3.543*	*.709*		*.268*	
M 10	1.50	39.00	10.00 x 8.00	E	6HX	T100-KM102DA-M10	★	10.0	10.00	100.0	20.0	5	8.5	DIN 371
		1.535						*.394*	*.394*	*3.937*	*.787*		*.335*	
M 12	1.75	83.00	9.00 x 7.00	E	6HX	T100-KM103DA-M12	★	9.0	12.00	110.0	23.0	5	10.2	DIN 376
		3.268						*.354*	*.472*	*4.331*	*.906*		*.402*	

C172 C157 E9 E27 C154

SANDVIK Coromant

FRE

Taraud coupant CoroTap™ 100 à goujures droites

Profil de filet : Métrique

DIN 371, DIN 376

ULDR 2.5
SUBSTRATE HSS-E-PM
COATING PVD TIALN

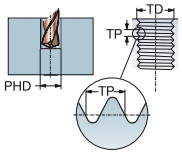

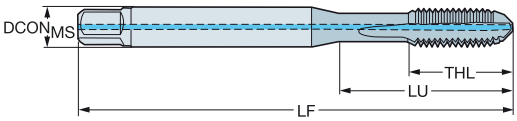

TDZ	TP	LU	CZC_{MS}	THCHT	TCTR	CNSC	CXSC	Référence de commande	K D210	$DCON_{MS}$	TD	LF	THL	NOF	BSG
										Dimensions, mm, pouce					
M 6	1.00	30.00	6.00 x 4.90	C	6HX	1	1	T100-KM104DA-M6	★	6.0	6.00	80.0	15.0	5	DIN 371
		1.181								*.236*	*.236*	*3.150*	*.591*		
M 8	1.25	35.00	8.00 x 6.20	C	6HX	1	1	T100-KM104DA-M8	★	8.0	8.00	90.0	18.0	5	DIN 371
		1.378								*.315*	*.315*	*3.543*	*.709*		
M 10	1.50	39.00	10.00 x 8.00	C	6HX	1	1	T100-KM104DA-M10	★	10.0	10.00	100.0	20.0	5	DIN 371
		1.535								*.394*	*.394*	*3.937*	*.787*		
M 12	1.75	83.00	9.00 x 7.00	C	6HX	1	1	T100-KM105DA-M12	★	9.0	12.00	110.0	23.0	5	DIN 376
		3.268								*.354*	*.472*	*4.331*	*.906*		
M 14	2.00	81.00	11.00 x 9.00	C	6HX	1	1	T100-KM105DA-M14	★	11.0	14.00	110.0	25.0	5	DIN 376
		3.189								*.433*	*.551*	*4.331*	*.984*		
M 16	2.00	68.00	12.00 x 9.00	C	6HX	1	1	T100-KM105DA-M16	★	12.0	16.00	110.0	25.0	5	DIN 376
		2.677								*.472*	*.630*	*4.331*	*.984*		
M 20	2.50	95.00	16.00 x 12.00	C	6HX	1	1	T100-KM105DA-M20	★	16.0	20.00	140.0	30.0	5	DIN 376
		3.740								*.630*	*.787*	*5.512*	*1.181*		
M 22	2.50	93.00	18.00 x 14.50	C	6HX	1	1	T100-KM105DA-M22	★	18.0	22.00	140.0	34.0	5	DIN 376
		3.661								*.709*	*.866*	*5.512*	*1.339*		
M 24	3.00	113.00	18.00 x 14.50	C	6HX	1	1	T100-KM105DA-M24	★	18.0	24.00	160.0	38.0	5	DIN 376
		4.449								*.709*	*.945*	*6.299*	*1.496*		

CXSC 1 = Sortie axiale concentrique du liquide de coupe

C172 C157 E9 E27 E28 C154

Taraud coupant CoroTap™ 100 à goujures droites

Profil de filet : Métrique

DIN 371/ANSI, DIN 376/ANSI

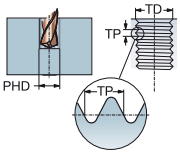

ULDR 2.5
SUBSTRATE HSS-E-PM
COATING PVD TIALN

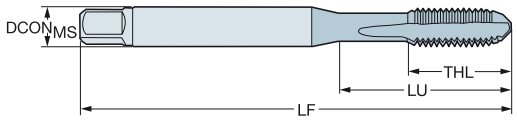

TDZ	TP	LU	CZC_{MS}	THCHT	TCTR	Référence de commande	K D210	Dimensions, mm, pouce $DCON_{MS}$	TD	LF	THL	NOF	PHD	BSG
M 6	1.00	25.00	.255 x .191	C	6HX	T100-KM100AA-M6	★	6.5	6.00	80.0	15.6	5	5.0	DIN 371/ANSI
		.984						*.255*	*.236*	*3.150*	*.614*		*.197*	
M 8	1.25	33.50	.318 x .238	C	6HX	T100-KM100AA-M8	★	8.1	8.00	90.0	18.7	5	6.8	DIN 371/ANSI
		1.319						*.318*	*.315*	*3.543*	*.736*		*.268*	
M 10	1.50	38.00	.381 x .286	C	6HX	T100-KM100AA-M10	★	9.7	10.00	100.0	20.6	5	8.5	DIN 371/ANSI
		1.496						*.381*	*.394*	*3.937*	*.811*		*.335*	
M 12	1.75	81.90	.367 x .275	C	6HX	T100-KM101AA-M12	★	9.3	12.00	110.0	23.0	5	10.2	DIN 376/ANSI
		3.224						*.367*	*.472*	*4.331*	*.906*		*.402*	
M 14	2.00	80.30	.429 x .322	C	6HX	T100-KM101AA-M14	★	10.9	14.00	110.0	23.0	5	12.0	DIN 376/ANSI
		3.161						*.429*	*.551*	*4.331*	*.906*		*.472*	
M 16	2.00	65.70	.480 x .360	C	6HX	T100-KM101AA-M16	★	12.2	16.00	110.0	23.0	5	14.0	DIN 376/ANSI
		2.587						*.480*	*.630*	*4.331*	*.906*		*.551*	
M 18	2.50	79.10	.542 x .406	C	6HX	T100-KM101AA-M18	★	13.8	18.00	125.0	30.0	5	15.5	DIN 376/ANSI
		3.114						*.542*	*.709*	*4.921*	*1.181*		*.610*	
M 6	1.00	25.00	.255 x .191	E	6HX	T100-KM102AA-M6	★	6.5	6.00	80.0	15.6	5	5.0	DIN 371/ANSI
		.984						*.255*	*.236*	*3.150*	*.614*		*.197*	
M 8	1.25	33.50	.318 x .238	E	6HX	T100-KM102AA-M8	★	8.1	8.00	90.0	18.7	5	6.8	DIN 371/ANSI
		1.319						*.318*	*.315*	*3.543*	*.736*		*.268*	
M 10	1.50	38.00	.381 x .286	E	6HX	T100-KM102AA-M10	★	9.7	10.00	100.0	20.6	5	8.5	DIN 371/ANSI
		1.496						*.381*	*.394*	*3.937*	*.811*		*.335*	
M 12	1.75	81.90	.367 x .275	E	6HX	T100-KM103AA-M12	★	9.3	12.00	110.0	23.0	5	10.2	DIN 376/ANSI
		3.224						*.367*	*.472*	*4.331*	*.906*		*.402*	
M 14	2.00	80.30	.429 x .322	E	6HX	T100-KM103AA-M14	★	10.9	14.00	110.0	23.0	5	12.0	DIN 376/ANSI
		3.161						*.429*	*.551*	*4.331*	*.906*		*.472*	
M 16	2.00	65.70	.480 x .360	E	6HX	T100-KM103AA-M16	★	12.2	16.00	110.0	23.0	5	14.0	DIN 376/ANSI
		2.587						*.480*	*.630*	*4.331*	*.906*		*.551*	

C172 C157 E9 E27 C154

FRE

Taraud coupant CoroTap™ 100 à goujures droites

Profil de filet : Métrique

DIN 371/ANSI, DIN 376/ANSI

ULDR 2.5
SUBSTRATE HSS-E-PM
COATING PVD TIALN

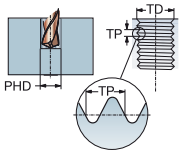

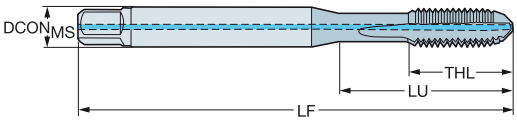

TDZ	TP	LU	CZC_{MS}	THCHT	TCTR	CNSC	CXSC	Référence de commande	K D210	Dimensions, mm, pouce $DCON_{MS}$	TD	LF	THL	NOF	BSG
M 6	1.00	25.00	.255 x .191	C	6HX	1	1	T100-KM104AA-M6	★	6.5	6.00	80.0	15.6	5	DIN 371/ANSI
		.984								*.255*	*.236*	*3.150*	*.614*		
M 8	1.25	33.50	.318 x .238	C	6HX	1	1	T100-KM104AA-M8	★	8.1	8.00	90.0	18.7	5	DIN 371/ANSI
		1.319								*.318*	*.315*	*3.543*	*.736*		
M 10	1.50	38.00	.381 x .286	C	6HX	1	1	T100-KM104AA-M10	★	9.7	10.00	100.0	20.6	5	DIN 371/ANSI
		1.496								*.381*	*.394*	*3.937*	*.811*		
M 12	1.75	81.90	.367 x .275	C	6HX	1	1	T100-KM105AA-M12	★	9.3	12.00	110.0	23.0	5	DIN 376/ANSI
		3.224								*.367*	*.472*	*4.331*	*.906*		
M 16	2.00	65.70	.480 x .360	C	6HX	1	1	T100-KM105AA-M16	★	12.2	16.00	110.0	23.0	5	DIN 376/ANSI
		2.587								*.480*	*.630*	*4.331*	*.906*		
M 20	2.50	92.50	.652 x .489	C	6HX	1	1	T100-KM105AA-M20	★	16.6	20.00	140.0	30.0	5	DIN 376/ANSI
		3.642								*.652*	*.787*	*5.512*	*1.181*		
M 6	1.00	25.00	.255 x .191	E	6HX	1	1	T100-KM106AA-M6	★	6.5	6.00	80.0	15.6	5	DIN 371/ANSI
		.984								*.255*	*.236*	*3.150*	*.614*		
M 8	1.25	33.50	.318 x .238	E	6HX	1	1	T100-KM106AA-M8	★	8.1	8.00	90.0	18.7	5	DIN 371/ANSI
		1.319								*.318*	*.315*	*3.543*	*.736*		
M 10	1.50	38.00	.381 x .286	E	6HX	1	1	T100-KM106AA-M10	★	9.7	10.00	100.0	20.6	5	DIN 371/ANSI
		1.496								*.381*	*.394*	*3.937*	*.811*		
M 12	1.75	81.90	.367 x .275	E	6HX	1	1	T100-KM107AA-M12	★	9.3	12.00	110.0	23.0	5	DIN 376/ANSI
		3.224								*.367*	*.472*	*4.331*	*.906*		
M 14	2.00	80.30	.429 x .322	E	6HX	1	1	T100-KM107AA-M14	★	10.9	14.00	110.0	23.0	5	DIN 376/ANSI
		3.161								*.429*	*.551*	*4.331*	*.906*		
M 16	2.00	65.70	.480 x .360	E	6HX	1	1	T100-KM107AA-M16	★	12.2	16.00	110.0	23.0	5	DIN 376/ANSI
		2.587								*.480*	*.630*	*4.331*	*.906*		
M 20	2.50	92.50	.652 x .489	E	6HX	1	1	T100-KM107AA-M20	★	16.6	20.00	140.0	30.0	5	DIN 376/ANSI
		3.642								*.652*	*.787*	*5.512*	*1.181*		
M 6	1.00	25.00	.255 x .191	C	6HX	1	2	T100-KM108AA-M6	★	6.5	6.00	80.0	15.6	5	DIN 371/ANSI
		.984								*.255*	*.236*	*3.150*	*.614*		
M 8	1.25	33.50	.318 x .238	C	6HX	1	2	T100-KM108AA-M8	★	8.1	8.00	90.0	18.7	5	DIN 371/ANSI
		1.319								*.318*	*.315*	*3.543*	*.736*		
M 10	1.50	38.00	.381 x .286	C	6HX	1	2	T100-KM108AA-M10	★	9.7	10.00	100.0	20.6	5	DIN 371/ANSI
		1.496								*.381*	*.394*	*3.937*	*.811*		
M 12	1.75	81.90	.367 x .275	C	6HX	1	2	T100-KM109AA-M12	★	9.3	12.00	110.0	23.0	5	DIN 376/ANSI
		3.224								*.367*	*.472*	*4.331*	*.906*		
M 14	2.00	80.30	.429 x .322	C	6HX	1	2	T100-KM109AA-M14	★	10.9	14.00	110.0	23.0	5	DIN 376/ANSI
		3.161								*.429*	*.551*	*4.331*	*.906*		
M 16	2.00	65.70	.480 x .360	C	6HX	1	2	T100-KM109AA-M16	★	12.2	16.00	110.0	23.0	5	DIN 376/ANSI
		2.587								*.480*	*.630*	*4.331*	*.906*		
M 20	2.50	92.50	.652 x .489	C	6HX	1	2	T100-KM109AA-M20	★	16.6	20.00	140.0	30.0	5	DIN 376/ANSI
		3.642								*.652*	*.787*	*5.512*	*1.181*		

CXSC 1 = Sortie axiale concentrique du liquide de coupe
CXSC 2 = Sortie radiale du liquide de coupe

C172 C157 E9 E27 E28 C154

Taraud coupant CoroTap™ 100 à goujures droites

Profil de filet : Métrique

DIN 371, DIN 376

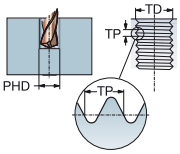

ULDR	2.5
SUBSTRATE	HSS-E-PM
COATING	PVD TIALN

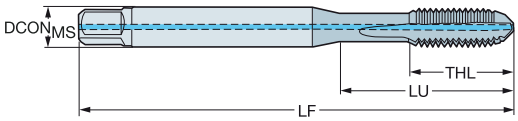

TDZ	TP	LU	CZC_{MS}	THCHT	TCTR	CNSC	CXSC	Référence de commande	K D210	$DCON_{MS}$	TD	LF	THL	NOF	BSG
										Dimensions, mm, pouce					
M 6	1.00	30.00	6.00 x 4.90	E	6HX	1	1	T100-KM106DA-M6	★	6.0	6.00	80.0	15.0	5	DIN 371
		1.181								*.236*	*.236*	*3.150*	*.591*		
M 8	1.25	35.00	8.00 x 6.20	E	6HX	1	1	T100-KM106DA-M8	★	8.0	8.00	90.0	18.0	5	DIN 371
		1.378								*.315*	*.315*	*3.543*	*.709*		
M 10	1.50	39.00	10.00 x 8.00	E	6HX	1	1	T100-KM106DA-M10	★	10.0	10.00	100.0	20.0	5	DIN 371
		1.535								*.394*	*.394*	*3.937*	*.787*		
M 12	1.75	83.00	9.00 x 7.00	E	6HX	1	1	T100-KM107DA-M12	★	9.0	12.00	110.0	23.0	5	DIN 376
		3.268								*.354*	*.472*	*4.331*	*.906*		
M 6	1.00	30.00	6.00 x 4.90	C	6HX	1	2	T100-KM108DA-M6	★	6.0	6.00	80.0	15.0	5	DIN 371
		1.181								*.236*	*.236*	*3.150*	*.591*		
M 8	1.25	35.00	8.00 x 6.20	C	6HX	1	2	T100-KM108DA-M8	★	8.0	8.00	90.0	18.0	5	DIN 371
		1.378								*.315*	*.315*	*3.543*	*.709*		
M 10	1.50	39.00	10.00 x 8.00	C	6HX	1	2	T100-KM108DA-M10	★	10.0	10.00	100.0	20.0	5	DIN 371
		1.535								*.394*	*.394*	*3.937*	*.787*		
M 12	1.75	83.00	9.00 x 7.00	C	6HX	1	2	T100-KM109DA-M12	★	9.0	12.00	110.0	23.0	5	DIN 376
		3.268								*.354*	*.472*	*4.331*	*.906*		
M 14	2.00	81.00	11.00 x 9.00	C	6HX	1	2	T100-KM109DA-M14	★	11.0	14.00	110.0	25.0	5	DIN 376
		3.189								*.433*	*.551*	*4.331*	*.984*		
M 16	2.00	68.00	12.00 x 9.00	C	6HX	1	2	T100-KM109DA-M16	★	12.0	16.00	110.0	25.0	5	DIN 376
		2.677								*.472*	*.630*	*4.331*	*.984*		
M 20	2.50	95.00	16.00 x 12.00	C	6HX	1	2	T100-KM109DA-M20	★	16.0	20.00	140.0	30.0	5	DIN 376
		3.740								*.630*	*.787*	*5.512*	*1.181*		

CXSC 1 = Sortie axiale concentrique du liquide de coupe
CXSC 2 = Sortie radiale du liquide de coupe

C172 C157 E9 E27 E28 C154

FRE

Taraud coupant CoroTap™ 100 à goujures droites

Profil de filet : Métrique

DIN 371

ULDR 2.0
SUBSTRATE HSS-E-PM

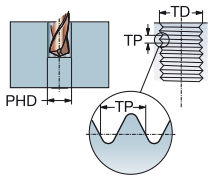

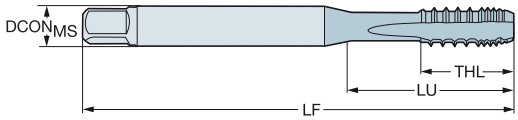

N

TDZ	TP	LU	CZC$_{MS}$	THCHT	TCTR	Référence de commande	N / D150	DCON$_{MS}$	TD	LF	THL	NOF	PHD	BSG
M 3	0.50	18.00	3.50 x 2.70	C	6H	T100-NM100DA-M3	★	3.5	3.00	56.0	9.0	3	2.5	DIN 371
		.709						*.138*	*.118*	*2.205*	*.354*		*.098*	
M 4	0.70	21.00	4.50 x 3.40	C	6H	T100-NM100DA-M4	★	4.5	4.00	63.0	12.0	3	3.3	DIN 371
		.827						*.177*	*.157*	*2.480*	*.472*		*.130*	
M 5	0.80	25.00	6.00 x 4.90	C	6H	T100-NM100DA-M5	★	6.0	5.00	70.0	13.0	3	4.2	DIN 371
		.984						*.236*	*.197*	*2.756*	*.512*		*.165*	
M 6	1.00	30.00	6.00 x 4.90	C	6H	T100-NM100DA-M6	★	6.0	6.00	80.0	15.0	3	5.0	DIN 371
		1.181						*.236*	*.236*	*3.150*	*.591*		*.197*	
M 8	1.25	35.00	8.00 x 6.20	C	6H	T100-NM100DA-M8	★	8.0	8.00	90.0	18.0	3	6.8	DIN 371
		1.378						*.315*	*.315*	*3.543*	*.709*		*.268*	
M 10	1.50	39.00	10.00 x 8.00	C	6H	T100-NM100DA-M10	★	10.0	10.00	100.0	20.0	3	8.5	DIN 371
		1.535						*.394*	*.394*	*3.937*	*.787*		*.335*	

DIN 376

ULDR 2.0
SUBSTRATE HSS-E-PM

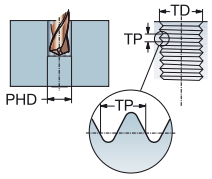

N

TDZ	TP	LU	CZC$_{MS}$	THCHT	TCTR	Référence de commande	N / D150	DCON$_{MS}$	TD	LF	THL	NOF	PHD	BSG
M 12	1.75	83.00	9.00 x 7.00	C	6H	T100-NM101DA-M12	★	9.0	12.00	110.0	23.0	3	10.2	DIN 376
		3.268						*.354*	*.472*	*4.331*	*.906*		*.402*	
M 16	2.00	68.00	12.00 x 9.00	C	6H	T100-NM101DA-M16	★	12.0	16.00	110.0	25.0	4	14.0	DIN 376
		2.677						*.472*	*.630*	*4.331*	*.984*		*.551*	

C172 C157 E9 E27 E28 C154

Taraud coupant CoroTap™ 100 à goujures droites

Profil de filet : Métrique à pas fin

DIN 374

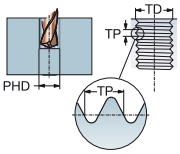

ULDR 2.5
SUBSTRATE HSS-E-PM
COATING PVD TIALN

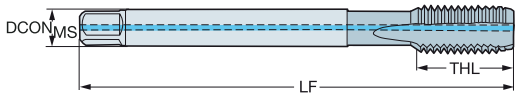

TDZ	TP	LU	CZC_{MS}	THCHT	TCTR	CNSC	CXSC	Référence de commande	K D210	Dimensions, mm, pouce $DCON_{MS}$	TD	LF	THL	NOF	BSG
MF 10x1	1.00	67.00	7.00 x 5.50	C	6HX	1	1	T100-KM104DB-M10X100	★	7.0	10.00	90.0	18.0	5	DIN 374
		2.638								*.276*	*.394*	*3.543*	*.709*		
MF 10x1.25	1.25	77.00	7.00 x 5.50	C	6HX	1	1	T100-KM104DB-M10X125	★	7.0	10.00	100.0	20.0	5	DIN 374
		3.032								*.276*	*.394*	*3.937*	*.787*		
MF 12x1.25	1.25	73.00	9.00 x 7.00	C	6HX	1	1	T100-KM104DB-M12X125	★	9.0	12.00	100.0	21.0	5	DIN 374
		2.874								*.354*	*.472*	*3.937*	*.827*		
MF 12x1.5	1.50	73.00	9.00 x 7.00	C	6HX	1	1	T100-KM104DB-M12X150	★	9.0	12.00	100.0	21.0	5	DIN 374
		2.874								*.354*	*.472*	*3.937*	*.827*		
MF 14x1.5	1.50	71.00	11.00 x 9.00	C	6HX	1	1	T100-KM104DB-M14X150	★	11.0	14.00	100.0	21.0	5	DIN 374
		2.795								*.433*	*.551*	*3.937*	*.827*		
MF 16x1.5	1.50	58.00	12.00 x 9.00	C	6HX	1	1	T100-KM104DB-M16X150	★	12.0	16.00	100.0	21.0	5	DIN 374
		2.283								*.472*	*.630*	*3.937*	*.827*		
MF 18x1.5	1.50	66.00	14.00 x 11.00	C	6HX	1	1	T100-KM104DB-M18X150	★	14.0	18.00	110.0	24.0	5	DIN 374
		2.598								*.551*	*.709*	*4.331*	*.945*		
MF 20x1.5	1.50	80.00	16.00 x 12.00	C	6HX	1	1	T100-KM104DB-M20X150	★	16.0	20.00	125.0	24.0	5	DIN 374
		3.150								*.630*	*.787*	*4.921*	*.945*		
MF 10x1	1.00	67.00	7.00 x 5.50	E	6HX	1	1	T100-KM106DB-M10X100	★	7.0	10.00	90.0	18.0	5	DIN 374
		2.638								*.276*	*.394*	*3.543*	*.709*		
MF 10x1.25	1.25	77.00	7.00 x 5.50	E	6HX	1	1	T100-KM106DB-M10X125	★	7.0	10.00	100.0	20.0	5	DIN 374
		3.032								*.276*	*.394*	*3.937*	*.787*		
MF 12x1.25	1.25	73.00	9.00 x 7.00	E	6HX	1	1	T100-KM106DB-M12X125	★	9.0	12.00	100.0	21.0	5	DIN 374
		2.874								*.354*	*.472*	*3.937*	*.827*		
MF 12x1.5	1.50	73.00	9.00 x 7.00	E	6HX	1	1	T100-KM106DB-M12X150	★	9.0	12.00	100.0	21.0	5	DIN 374
		2.874								*.354*	*.472*	*3.937*	*.827*		
MF 14x1.5	1.50	71.00	11.00 x 9.00	E	6HX	1	1	T100-KM106DB-M14X150	★	11.0	14.00	100.0	21.0	5	DIN 374
		2.795								*.433*	*.551*	*3.937*	*.827*		
MF 16x1.5	1.50	58.00	12.00 x 9.00	E	6HX	1	1	T100-KM106DB-M16X150	★	12.0	16.00	100.0	21.0	5	DIN 374
		2.283								*.472*	*.630*	*3.937*	*.827*		
MF 18x1.5	1.50	66.00	14.00 x 11.00	E	6HX	1	1	T100-KM106DB-M18X150	★	14.0	18.00	110.0	24.0	5	DIN 374
		2.598								*.551*	*.709*	*4.331*	*.945*		
MF 20x1.5	1.50	80.00	16.00 x 12.00	E	6HX	1	1	T100-KM106DB-M20X150	★	16.0	20.00	125.0	24.0	5	DIN 374
		3.150								*.630*	*.787*	*4.921*	*.945*		
MF 10x1	1.00	67.00	7.00 x 5.50	C	6HX	1	2	T100-KM108DB-M10X100	★	7.0	10.00	90.0	18.0	5	DIN 374
		2.638								*.276*	*.394*	*3.543*	*.709*		
MF 10x1.25	1.25	77.00	7.00 x 5.50	C	6HX	1	2	T100-KM108DB-M10X125	★	7.0	10.00	100.0	20.0	5	DIN 374
		3.032								*.276*	*.394*	*3.937*	*.787*		
MF 12x1.25	1.25	73.00	9.00 x 7.00	C	6HX	1	2	T100-KM108DB-M12X125	★	9.0	12.00	100.0	21.0	5	DIN 374
		2.874								*.354*	*.472*	*3.937*	*.827*		
MF 12x1.5	1.50	73.00	9.00 x 7.00	C	6HX	1	2	T100-KM108DB-M12X150	★	9.0	12.00	100.0	21.0	5	DIN 374
		2.874								*.354*	*.472*	*3.937*	*.827*		
MF 14x1.5	1.50	71.00	11.00 x 9.00	C	6HX	1	2	T100-KM108DB-M14X150	★	11.0	14.00	100.0	21.0	5	DIN 374
		2.795								*.433*	*.551*	*3.937*	*.827*		
MF 16x1.5	1.50	58.00	12.00 x 9.00	C	6HX	1	2	T100-KM108DB-M16X150	★	12.0	16.00	100.0	21.0	5	DIN 374
		2.283								*.472*	*.630*	*3.937*	*.827*		
MF 18x1.5	1.50	66.00	14.00 x 11.00	C	6HX	1	2	T100-KM108DB-M18X150	★	14.0	18.00	110.0	24.0	5	DIN 374
		2.598								*.551*	*.709*	*4.331*	*.945*		
MF 20x1.5	1.50	80.00	16.00 x 12.00	C	6HX	1	2	T100-KM108DB-M20X150	★	16.0	20.00	125.0	24.0	5	DIN 374
		3.150								*.630*	*.787*	*4.921*	*.945*		

CXSC 1 = Sortie axiale concentrique du liquide de coupe
CXSC 2 = Sortie radiale du liquide de coupe

C172 C157 E9 E27 E28 C154

FRE

Taraud coupant CoroTap™ 100 à goujures droites

Profil de filet : Métrique à pas fin

DIN 374

ULDR 2.5
SUBSTRATE HM
COATING PVD TIALN

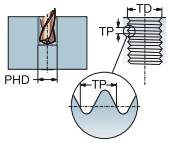

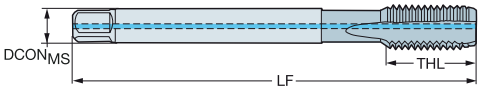

K

									Dimensions, mm, pouce					
TDZ	TP	LU	CZC_{MS}	THCHT	TCTR	CNSC	CXSC	Référence de commande	$DCON_{MS}$	TD	LF	THL	NOF	BSG
MF 8x1	1.00	67.00	6.00 x 4.90	C	6HX	1	1	T120M8X1.0	6.0	8.00	90.0	12.0	4	DIN 374
		2.638							*.236*	*.315*	*3.543*	*.472*		
MF 10x1	1.00	67.00	7.00 x 5.50	C	6HX	1	1	T120M10X1.0	7.0	10.00	90.0	14.0	4	DIN 374
		2.638							*.276*	*.394*	*3.543*	*.551*		
MF 12x1.5	1.50	73.00	9.00 x 7.00	C	6HX	1	1	T120M12X1.5	9.0	12.00	100.0	20.0	4	DIN 374
		2.874							*.354*	*.472*	*3.937*	*.787*		
MF 14x1.5	1.50	71.00	11.00 x 9.00	C	6HX	1	1	T120M14X1.5	11.0	14.00	100.0	21.0	4	DIN 374
		2.795							*.433*	*.551*	*3.937*	*.827*		

CXSC 1 = Sortie axiale concentrique du liquide de coupe

C172 C157 E9 E28 C154

Taraud coupant CoroTap™ 100 à goujures droites

Profil de filet : Métrique à pas fin

DIN 374

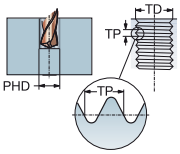

ULDR	2.5
SUBSTRATE	HSS-E-PM
COATING	PVD TIALN



TDZ	TP	LU	CZC$_{MS}$	THCHT	TCTR	Référence de commande	K D210	DCON$_{MS}$	TD	LF	THL	NOF	PHD	BSG
								Dimensions, mm, pouce						
MF 10x1	1.00	67.00	7.00 x 5.50	C	6HX	T100-KM100DB-M10X100	★	7.0	10.00	90.0	18.0	5	9.0	DIN 374
		2.638						*.276*	*.394*	*3.543*	*.709*		*.354*	
MF 10x1.25	1.25	77.00	7.00 x 5.50	C	6HX	T100-KM100DB-M10X125	★	7.0	10.00	100.0	20.0	5	8.8	DIN 374
		3.032						*.276*	*.394*	*3.937*	*.787*		*.346*	
MF 12x1.25	1.25	73.00	9.00 x 7.00	C	6HX	T100-KM100DB-M12X125	★	9.0	12.00	100.0	21.0	5	10.8	DIN 374
		2.874						*.354*	*.472*	*3.937*	*.827*		*.423*	
MF 12x1.5	1.50	73.00	9.00 x 7.00	C	6HX	T100-KM100DB-M12X150	★	9.0	12.00	100.0	21.0	5	10.5	DIN 374
		2.874						*.354*	*.472*	*3.937*	*.827*		*.413*	
MF 14x1.5	1.50	71.00	11.00 x 9.00	C	6HX	T100-KM100DB-M14X150	★	11.0	14.00	100.0	21.0	5	12.5	DIN 374
		2.795						*.433*	*.551*	*3.937*	*.827*		*.492*	
MF 16x1.5	1.50	58.00	12.00 x 9.00	C	6HX	T100-KM100DB-M16X150	★	12.0	16.00	100.0	21.0	5	14.5	DIN 374
		2.283						*.472*	*.630*	*3.937*	*.827*		*.571*	
MF 18x1.5	1.50	66.00	14.00 x 11.00	C	6HX	T100-KM100DB-M18X150	★	14.0	18.00	110.0	24.0	5	16.5	DIN 374
		2.598						*.551*	*.709*	*4.331*	*.945*		*.650*	
MF 20x1.5	1.50	80.00	16.00 x 12.00	C	6HX	T100-KM100DB-M20X150	★	16.0	20.00	125.0	24.0	5	18.5	DIN 374
		3.150						*.630*	*.787*	*4.921*	*.945*		*.728*	
MF 10x1	1.00	67.00	7.00 x 5.50	E	6HX	T100-KM102DB-M10X100	★	7.0	10.00	90.0	18.0	5	9.0	DIN 374
		2.638						*.276*	*.394*	*3.543*	*.709*		*.354*	
MF 10x1.25	1.25	77.00	7.00 x 5.50	E	6HX	T100-KM102DB-M10X125	★	7.0	10.00	100.0	20.0	5	8.8	DIN 374
		3.032						*.276*	*.394*	*3.937*	*.787*		*.346*	
MF 12x1.25	1.25	73.00	9.00 x 7.00	E	6HX	T100-KM102DB-M12X125	★	9.0	12.00	100.0	21.0	5	10.8	DIN 374
		2.874						*.354*	*.472*	*3.937*	*.827*		*.423*	
MF 12x1.5	1.50	73.00	9.00 x 7.00	E	6HX	T100-KM102DB-M12X150	★	9.0	12.00	100.0	21.0	5	10.5	DIN 374
		2.874						*.354*	*.472*	*3.937*	*.827*		*.413*	
MF 14x1.5	1.50	71.00	11.00 x 9.00	E	6HX	T100-KM102DB-M14X150	★	11.0	14.00	100.0	21.0	5	12.5	DIN 374
		2.795						*.433*	*.551*	*3.937*	*.827*		*.492*	
MF 16x1.5	1.50	58.00	12.00 x 9.00	E	6HX	T100-KM102DB-M16X150	★	12.0	16.00	100.0	21.0	5	14.5	DIN 374
		2.283						*.472*	*.630*	*3.937*	*.827*		*.571*	
MF 18x1.5	1.50	66.00	14.00 x 11.00	E	6HX	T100-KM102DB-M18X150	★	14.0	18.00	110.0	24.0	5	16.5	DIN 374
		2.598						*.551*	*.709*	*4.331*	*.945*		*.650*	
MF 20x1.5	1.50	80.00	16.00 x 12.00	E	6HX	T100-KM102DB-M20X150	★	16.0	20.00	125.0	24.0	5	18.5	DIN 374
		3.150						*.630*	*.787*	*4.921*	*.945*		*.728*	

C172 C157 E9 E27 C154

FRE

Taraud coupant CoroTap™ 100 à goujures droites

Profil de filet : Métrique à pas fin

DIN 374/ANSI

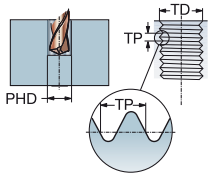

ULDR 2.5
SUBSTRATE HSS-E-PM
COATING PVD TIALN

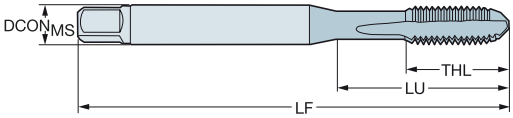

TDZ	TP	LU	CZC_{MS}	THCHT	TCTR	Référence de commande	K D210	$DCON_{MS}$	TD	LF	THL	NOF	PHD	BSG
								Dimensions, mm, pouce						
MF 10x1	1.00	38.00	.381 x .286	C	6HX	T100-KM100AB-M10X100	★	9.7	10.00	90.0	20.6	5	9.0	DIN 374/ANSI
		1.496						*.381*	*.394*	*3.543*	*.811*		*.354*	
MF 12x1.25	1.25	71.90	.367 x .275	C	6HX	T100-KM101AB-M12X125	★	9.3	12.00	100.0	23.0	5	10.8	DIN 374/ANSI
		2.831						*.367*	*.472*	*3.937*	*.906*		*.423*	
MF 12x1.5	1.50	71.90	.367 x .275	C	6HX	T100-KM101AB-M12X150	★	9.3	12.00	100.0	23.0	5	10.5	DIN 374/ANSI
		2.831						*.367*	*.472*	*3.937*	*.906*		*.413*	
MF 14x1.5	1.50	70.30	.429 x .322	C	6HX	T100-KM101AB-M14X150	★	10.9	14.00	100.0	23.0	5	12.5	DIN 374/ANSI
		2.768						*.429*	*.551*	*3.937*	*.906*		*.492*	

C172 C157 E9 E27 C154

Taraud coupant CoroTap™ 100 à goujures droites

Profil de filet : Métrique à pas fin

DIN 374/ANSI

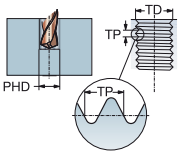

ULDR 2.5
SUBSTRATE HSS-E-PM
COATING PVD TIALN

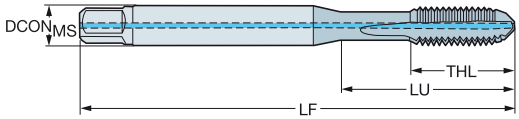

TDZ	TP	LU	CZC_{MS}	THCHT	TCTR	CNSC	CXSC	Référence de commande	K ISO 513 D210	Dimensions, mm, pouce $DCON_{MS}$	TD	LF	THL	NOF	BSG
MF 10x1.25	1.25	38.00	.381 x .286	C	6HX	1	1	T100-KM104AB-M10X125	★	9.7	10.00	100.0	20.6	5	DIN 374/ANSI
		1.496								*.381*	*.394*	*3.937*	*.811*		
MF 14x1.5	1.50	70.30	.429 x .322	C	6HX	1	1	T100-KM105AB-M14X150	★	10.9	14.00	100.0	23.0	5	DIN 374/ANSI
		2.768								*.429*	*.551*	*3.937*	*.906*		
MF 10x1.25	1.25	38.00	.381 x .286	C	6HX	1	2	T100-KM108AB-M10X125	★	9.7	10.00	100.0	20.6	5	DIN 374/ANSI
		1.496								*.381*	*.394*	*3.937*	*.811*		
MF 12x1.5	1.50	71.90	.367 x .275	C	6HX	1	2	T100-KM109AB-M12X150	★	9.3	12.00	100.0	23.0	5	DIN 374/ANSI
		2.831								*.367*	*.472*	*3.937*	*.906*		
MF 14x1.5	1.50	70.30	.429 x .322	C	6HX	1	2	T100-KM109AB-M14X150	★	10.9	14.00	100.0	23.0	5	DIN 374/ANSI
		2.768								*.429*	*.551*	*3.937*	*.906*		

CXSC 1 = Sortie axiale concentrique du liquide de coupe
CXSC 2 = Sortie radiale du liquide de coupe

C172 C157 E9 E27 E28 C154

FRE

Taraud coupant CoroTap™ 100 à goujures droites

Profil de filet : UNC

DIN 2184-1/ANSI

ULDR 2.5
SUBSTRATE HSS-E-PM
COATING PVD TIALN

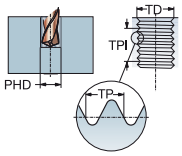

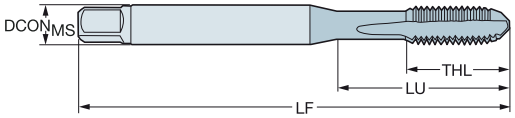

TDZ	TPI	LU	CZC_{MS}	THCHT	TCTR	Référence de commande	K D210	Dimensions, mm, pouce $DCON_{MS}$	TD	LF	THL	NOF	PHD	BSG
UNC 1/4-20	20.00	25.00	.255 x .191	C	2BX	T100-KM100AE-1/4	★	6.5	6.35	80.0	15.6	5	5.1	DIN 2184-1/ANSI
		.984						*.255*	*.250*	*3.150*	*.614*		*.201*	
UNC 5/16-18	18.00	33.50	.318 x .238	C	2BX	T100-KM100AE-5/16	★	8.1	7.94	90.0	18.7	5	6.6	DIN 2184-1/ANSI
		1.319						*.318*	*.313*	*3.543*	*.736*		*.260*	
UNC 3/8-16	16.00	38.00	.381 x .286	C	2BX	T100-KM100AE-3/8	★	9.7	9.53	100.0	20.6	5	8.0	DIN 2184-1/ANSI
		1.496						*.381*	*.375*	*3.937*	*.811*		*.315*	
UNC 7/16-14	14.00	72.70	.323 x .242	C	2BX	T100-KM101AE-7/16	★	8.2	11.11	100.0	20.0	5	9.4	DIN 2184-1/ANSI
		2.862						*.323*	*.438*	*3.937*	*.787*		*.370*	
UNC 1/2-13	13.00	81.90	.367 x .275	C	2BX	T100-KM101AE-1/2	★	9.3	12.70	110.0	23.0	5	10.8	DIN 2184-1/ANSI
		3.224						*.367*	*.500*	*4.331*	*.906*		*.425*	
UNC 5/8-11	11.00	65.70	.480 x .360	C	2BX	T100-KM101AE-5/8	★	12.2	15.88	110.0	23.0	5	13.5	DIN 2184-1/ANSI
		2.587						*.480*	*.625*	*4.331*	*.906*		*.531*	
UNC 3/4-10	10.00	77.50	.590 x .442	C	2BX	T100-KM101AE-3/4	★	15.0	19.05	125.0	30.0	5	16.5	DIN 2184-1/ANSI
		3.051						*.590*	*.750*	*4.921*	*1.181*		*.650*	
UNC 7/8-9	9.00	90.95	.697 x .523	C	2BX	T100-KM101AE-7/8	★	17.7	22.23	140.0	34.0	5	19.5	DIN 2184-1/ANSI
		3.581						*.697*	*.875*	*5.512*	*1.339*		*.768*	
UNC 1/4-20	20.00	25.00	.255 x .191	E	2BX	T100-KM102AE-1/4	★	6.5	6.35	80.0	15.6	5	5.1	DIN 2184-1/ANSI
		.984						*.255*	*.250*	*3.150*	*.614*		*.201*	
UNC 5/16-18	18.00	33.50	.318 x .238	E	2BX	T100-KM102AE-5/16	★	8.1	7.94	90.0	18.7	5	6.6	DIN 2184-1/ANSI
		1.319						*.318*	*.313*	*3.543*	*.736*		*.260*	
UNC 3/8-16	16.00	38.00	.381 x .286	E	2BX	T100-KM102AE-3/8	★	9.7	9.53	100.0	20.6	5	8.0	DIN 2184-1/ANSI
		1.496						*.381*	*.375*	*3.937*	*.811*		*.315*	
UNC 1/2-13	13.00	81.90	.367 x .275	E	2BX	T100-KM103AE-1/2	★	9.3	12.70	110.0	23.0	5	10.8	DIN 2184-1/ANSI
		3.224						*.367*	*.500*	*4.331*	*.906*		*.425*	
UNC 5/8-11	11.00	65.70	.480 x .360	E	2BX	T100-KM103AE-5/8	★	12.2	15.88	110.0	23.0	5	13.5	DIN 2184-1/ANSI
		2.587						*.480*	*.625*	*4.331*	*.906*		*.531*	
UNC 3/4-10	10.00	77.50	.590 x .442	E	2BX	T100-KM103AE-3/4	★	15.0	19.05	125.0	30.0	5	16.5	DIN 2184-1/ANSI
		3.051						*.590*	*.750*	*4.921*	*1.181*		*.650*	
UNC 7/8-9	9.00	90.95	.697 x .523	E	2BX	T100-KM103AE-7/8	★	17.7	22.23	140.0	34.0	5	19.5	DIN 2184-1/ANSI
		3.581						*.697*	*.875*	*5.512*	*1.339*		*.768*	

C172 C157 E9 E27 C154

Taraud coupant CoroTap™ 100 à goujures droites

Profil de filet : UNC

DIN 2184-1/ANSI, DIN 376/ANSI

ULDR	2.5
SUBSTRATE	HSS-E-PM
COATING	PVD TIALN

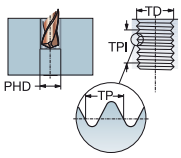

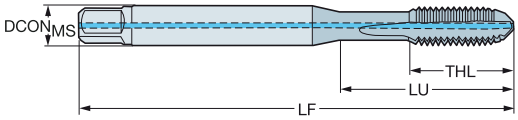

TDZ	TPI	LU	CZC_{MS}	THCHT	TCTR	CNSC	CXSC	Référence de commande	K D210	Dimensions, mm, pouce $DCON_{MS}$	TD	LF	THL	NOF	BSG
UNC 1/4-20	20.00	25.00	.255 x .191	C	2BX	1	1	T100-KM104AE-1/4	★	6.5	6.35	80.0	15.6	5	DIN 2184-1/ANSI
		.984								*.255*	*.250*	*3.150*	*.614*		
UNC 5/16-18	18.00	33.50	.318 x .238	C	2BX	1	1	T100-KM104AE-5/16	★	8.1	7.94	90.0	18.7	5	DIN 2184-1/ANSI
		1.319								*.318*	*.313*	*3.543*	*.736*		
UNC 3/8-16	16.00	38.00	.381 x .286	C	2BX	1	1	T100-KM104AE-3/8	★	9.7	9.53	100.0	20.6	5	DIN 2184-1/ANSI
		1.496								*.381*	*.375*	*3.937*	*.811*		
UNC 7/16-14	14.00	72.70	.323 x .242	C	2BX	1	1	T100-KM105AE-7/16	★	8.2	11.11	100.0	20.0	5	DIN 376/ANSI
		2.862								*.323*	*.438*	*3.937*	*.787*		
UNC 1/2-13	13.00	81.90	.367 x .275	C	2BX	1	1	T100-KM105AE-1/2	★	9.3	12.70	110.0	23.0	5	DIN 2184-1/ANSI
		3.224								*.367*	*.500*	*4.331*	*.906*		
UNC 1/4-20	20.00	25.00	.255 x .191	E	2BX	1	1	T100-KM106AE-1/4	★	6.5	6.35	80.0	15.6	5	DIN 2184-1/ANSI
		.984								*.255*	*.250*	*3.150*	*.614*		
UNC 5/16-18	18.00	33.50	.318 x .238	E	2BX	1	1	T100-KM106AE-5/16	★	8.1	7.94	90.0	18.7	5	DIN 2184-1/ANSI
		1.319								*.318*	*.313*	*3.543*	*.736*		
UNC 3/8-16	16.00	38.00	.381 x .286	E	2BX	1	1	T100-KM106AE-3/8	★	9.7	9.53	100.0	20.6	5	DIN 2184-1/ANSI
		1.496								*.381*	*.375*	*3.937*	*.811*		
UNC 1/2-13	13.00	81.90	.367 x .275	E	2BX	1	1	T100-KM107AE-1/2	★	9.3	12.70	110.0	23.0	5	DIN 2184-1/ANSI
		3.224								*.367*	*.500*	*4.331*	*.906*		
UNC 1/4-20	20.00	25.00	.255 x .191	C	2BX	1	2	T100-KM108AE-1/4	★	6.5	6.35	80.0	15.6	5	DIN 2184-1/ANSI
		.984								*.255*	*.250*	*3.150*	*.614*		
UNC 5/16-18	18.00	33.50	.318 x .238	C	2BX	1	2	T100-KM108AE-5/16	★	8.1	7.94	90.0	18.7	5	DIN 2184-1/ANSI
		1.319								*.318*	*.313*	*3.543*	*.736*		
UNC 3/8-16	16.00	38.00	.381 x .286	C	2BX	1	2	T100-KM108AE-3/8	★	9.7	9.53	100.0	20.6	5	DIN 2184-1/ANSI
		1.496								*.381*	*.375*	*3.937*	*.811*		
UNC 7/16-14	14.00	72.70	.323 x .242	C	2BX	1	2	T100-KM109AE-7/16	★	8.2	11.11	100.0	20.0	5	DIN 2184-1/ANSI
		2.862								*.323*	*.438*	*3.937*	*.787*		
UNC 1/2-13	13.00	81.90	.367 x .275	C	2BX	1	2	T100-KM109AE-1/2	★	9.3	12.70	110.0	23.0	5	DIN 2184-1/ANSI
		3.224								*.367*	*.500*	*4.331*	*.906*		

CXSC 1 = Sortie axiale concentrique du liquide de coupe
CXSC 2 = Sortie radiale du liquide de coupe

C172 C157 E9 E27 E28 C154

FRE

Taraud coupant CoroTap™ 100 à goujures droites

Profil de filet : UNF

DIN 2184-1/ANSI

ULDR 2.5
SUBSTRATE HSS-E-PM
COATING PVD TIALN

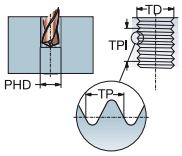

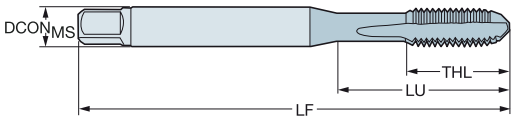

TDZ	TPI	LU	CZC_{MS}	THCHT	TCTR	Référence de commande	K D210	$DCON_{MS}$	TD	LF	THL	NOF	PHD	BSG
								Dimensions, mm, pouce						
UNF 1/4-28	28.00	25.00	.255 x .191	C	2BX	T100-KM100AF-1/4	★	6.5	6.35	80.0	15.6	5	5.5	DIN 2184-1/ANSI
		.984						*.255*	*.250*	*3.150*	*.614*		*.217*	
UNF 5/16-24	24.00	33.50	.318 x .238	C	2BX	T100-KM100AF-5/16	★	8.1	7.94	90.0	18.7	5	6.9	DIN 2184-1/ANSI
		1.319						*.318*	*.313*	*3.543*	*.736*		*.272*	
UNF 3/8-24	24.00	38.00	.381 x .286	C	2BX	T100-KM100AF-3/8	★	9.7	9.53	90.0	20.6	5	8.5	DIN 2184-1/ANSI
		1.496						*.381*	*.375*	*3.543*	*.811*		*.335*	
UNF 7/16-20	20.00	72.70	.323 x .242	C	2BX	T100-KM101AF-7/16	★	8.2	11.11	100.0	20.0	5	9.9	DIN 2184-1/ANSI
		2.862						*.323*	*.438*	*3.937*	*.787*		*.390*	
UNF 1/2-20	20.00	71.90	.367 x .275	C	2BX	T100-KM101AF-1/2	★	9.3	12.70	100.0	23.0	5	11.5	DIN 2184-1/ANSI
		2.831						*.367*	*.500*	*3.937*	*.906*		*.453*	
UNF 3/4-16	16.00	62.50	.590 x .442	C	2BX	T100-KM101AF-3/4	★	15.0	19.05	110.0	25.0	5	17.5	DIN 2184-1/ANSI
		2.461						*.590*	*.750*	*4.331*	*.984*		*.689*	
UNF 1/4-28	28.00	25.00	.255 x .191	E	2BX	T100-KM102AF-1/4	★	6.5	6.35	80.0	15.6	5	5.5	DIN 2184-1/ANSI
		.984						*.255*	*.250*	*3.150*	*.614*		*.217*	
UNF 3/8-24	24.00	38.00	.381 x .286	E	2BX	T100-KM102AF-3/8	★	9.7	9.53	90.0	20.6	5	8.5	DIN 2184-1/ANSI
		1.496						*.381*	*.375*	*3.543*	*.811*		*.335*	
UNF 7/16-20	20.00	72.70	.323 x .242	E	2BX	T100-KM103AF-7/16	★	8.2	11.11	100.0	20.0	5	9.9	DIN 2184-1/ANSI
		2.862						*.323*	*.438*	*3.937*	*.787*		*.390*	
UNF 1/2-20	20.00	71.90	.367 x .275	E	2BX	T100-KM103AF-1/2	★	9.3	12.70	100.0	23.0	5	11.5	DIN 2184-1/ANSI
		2.831						*.367*	*.500*	*3.937*	*.906*		*.453*	
UNF 5/8-18	18.00	55.70	.480 x .360	E	2BX	T100-KM103AF-5/8	★	12.2	15.88	100.0	23.0	5	14.5	DIN 2184-1/ANSI
		2.193						*.480*	*.625*	*3.937*	*.906*		*.571*	
UNF 3/4-16	16.00	62.50	.590 x .442	E	2BX	T100-KM103AF-3/4	★	15.0	19.05	110.0	25.0	5	17.5	DIN 2184-1/ANSI
		2.461						*.590*	*.750*	*4.331*	*.984*		*.689*	
UNF 7/8-14	14.00	75.95	.697 x .523	E	2BX	T100-KM103AF-7/8	★	17.7	22.23	125.0	25.0	5	20.4	DIN 2184-1/ANSI
		2.990						*.697*	*.875*	*4.921*	*.984*		*.803*	

C172 C157 E9 E27 C154

Taraud coupant CoroTap™ 100 à goujures droites

Profil de filet : UNF

DIN 2184-1/ANSI

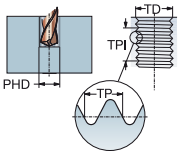

ULDR 2.5
SUBSTRATE HSS-E-PM
COATING PVD TIALN

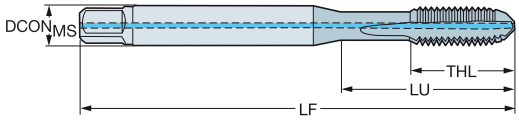

TDZ	TPI	LU	CZC_{MS}	THCHT	TCTR	CNSC	CXSC	Référence de commande	K C210	Dimensions, mm, pouce $DCON_{MS}$	TD	LF	THL	NOF	BSG
UNF 1/4-28	28.00	25.00	.255 x .191	C	2BX	1	1	T100-KM104AF-1/4	★	6.5	6.35	80.0	15.6	5	DIN 2184-1/ANSI
		.984								*.255*	*.250*	*3.150*	*.614*		
UNF 5/16-24	24.00	33.50	.318 x .238	C	2BX	1	1	T100-KM104AF-5/16	★	8.1	7.94	90.0	18.7	5	DIN 2184-1/ANSI
		1.319								*.318*	*.313*	*3.543*	*.736*		
UNF 3/8-24	24.00	38.00	.381 x .286	C	2BX	1	1	T100-KM104AF-3/8	★	9.7	9.53	90.0	20.6	5	DIN 2184-1/ANSI
		1.496								*.381*	*.375*	*3.543*	*.811*		
UNF 7/16-20	20.00	72.70	.323 x .242	C	2BX	1	1	T100-KM105AF-7/16	★	8.2	11.11	100.0	20.0	5	DIN 2184-1/ANSI
		2.862								*.323*	*.438*	*3.937*	*.787*		
UNF 1/2-20	20.00	71.90	.367 x .275	C	2BX	1	1	T100-KM105AF-1/2	★	9.3	12.70	100.0	23.0	5	DIN 2184-1/ANSI
		2.831								*.367*	*.500*	*3.937*	*.906*		
UNF 1/4-28	28.00	25.00	.255 x .191	E	2BX	1	1	T100-KM106AF-1/4	★	6.5	6.35	80.0	15.6	5	DIN 2184-1/ANSI
		.984								*.255*	*.250*	*3.150*	*.614*		
UNF 5/16-24	24.00	33.50	.318 x .238	E	2BX	1	1	T100-KM106AF-5/16	★	8.1	7.94	90.0	18.7	5	DIN 2184-1/ANSI
		1.319								*.318*	*.313*	*3.543*	*.736*		
UNF 3/8-24	24.00	38.00	.381 x .286	E	2BX	1	1	T100-KM106AF-3/8	★	9.7	9.53	90.0	20.6	5	DIN 2184-1/ANSI
		1.496								*.381*	*.375*	*3.543*	*.811*		
UNF 7/16-20	20.00	72.70	.323 x .242	E	2BX	1	1	T100-KM107AF-7/16	★	8.2	11.11	100.0	20.0	5	DIN 2184-1/ANSI
		2.862								*.323*	*.438*	*3.937*	*.787*		
UNF 1/2-20	20.00	71.90	.367 x .275	E	2BX	1	1	T100-KM107AF-1/2	★	9.3	12.70	100.0	23.0	5	DIN 2184-1/ANSI
		2.831								*.367*	*.500*	*3.937*	*.906*		
UNF 1/4-28	28.00	25.00	.255 x .191	C	2BX	1	2	T100-KM108AF-1/4	★	6.5	6.35	80.0	15.6	5	DIN 2184-1/ANSI
		.984								*.255*	*.250*	*3.150*	*.614*		
UNF 5/16-24	24.00	33.50	.318 x .238	C	2BX	1	2	T100-KM108AF-5/16	★	8.1	7.94	90.0	18.7	5	DIN 2184-1/ANSI
		1.319								*.318*	*.313*	*3.543*	*.736*		
UNF 3/8-24	24.00	38.00	.381 x .286	C	2BX	1	2	T100-KM108AF-3/8	★	9.7	9.53	90.0	20.6	5	DIN 2184-1/ANSI
		1.496								*.381*	*.375*	*3.543*	*.811*		
UNF 7/16-20	20.00	72.70	.323 x .242	C	2BX	1	2	T100-KM109AF-7/16	★	8.2	11.11	100.0	20.0	5	DIN 2184-1/ANSI
		2.862								*.323*	*.438*	*3.937*	*.787*		
UNF 1/2-20	20.00	71.90	.367 x .275	C	2BX	1	2	T100-KM109AF-1/2	★	9.3	12.70	100.0	23.0	5	DIN 2184-1/ANSI
		2.831								*.367*	*.500*	*3.937*	*.906*		

CXSC 1 = Sortie axiale concentrique du liquide de coupe
CXSC 2 = Sortie radiale du liquide de coupe

C172 C157 E9 E27 E28 C154

FRE

Taraud coupant CoroTap™ 100 à goujures droites

Profil de filet : G

DIN 5156

ULDR 2.0
SUBSTRATE HSS-E
COATING PVD FEN

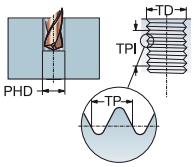

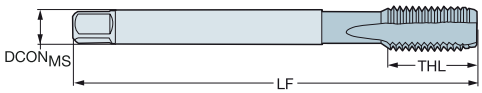

K

TDZ	TPI	LU	CZC$_{MS}$	THCHT	TCTR	Référence de commande	DCON$_{MS}$	TD	LF	THL	NOF	BSG
							Dimensions, mm, pouce					
G 1/8-28	28.00	67.00	7.00 x 5.50	C	NORMAL	**E4161/8**	7.0	9.73	90.0	20.0	4	DIN 5156
		2.638					*.276*	*.383*	*3.543*	*.787*		
G 1/4-19	19.00	71.00	11.00 x 9.00	C	NORMAL	**E4161/4**	11.0	13.16	100.0	21.0	4	DIN 5156
		2.795					*.433*	*.518*	*3.937*	*.827*		
G 3/8-19	19.00	58.00	12.00 x 9.00	C	NORMAL	**E4163/8**	12.0	16.66	100.0	21.0	5	DIN 5156
		2.283					*.472*	*.656*	*3.937*	*.827*		
G 1/2-14	14.00	80.00	16.00 x 12.00	C	NORMAL	**E4161/2**	16.0	20.96	125.0	24.0	5	DIN 5156
		3.150					*.630*	*.825*	*4.921*	*.945*		
G 3/4-14	14.00	77.00	20.00 x 16.00	C	NORMAL	**E4163/4**	20.0	26.44	140.0	28.0	6	DIN 5156
		3.032					*.787*	*1.041*	*5.512*	*1.102*		
G 1"-11	11.00	93.00	25.00 x 20.00	C	NORMAL	**E4161**	25.0	33.25	160.0	30.0	6	DIN 5156
		3.661					*.984*	*1.309*	*6.299*	*1.181*		

C172 C157 E9 C154

CoroTap™ 200

Applications

- Uniquement pour les trous débouchants
- Nombreux profils et normes de filets
- Jusqu'à 3 x D en fonction des matières

O C

Caractéristiques et avantages

- Chanfrein B (3.5-5 filets) pour une sécurité de process élevée
- Traitement d'arête pour réduire les forces axiales et le couple ; coupe plus régulière, réduction des risques d'écaillage des arêtes de coupe, meilleurs états de surface, durée de vie d'outil plus longue et meilleure formation des copeaux
- Tarauds acier rapide élaborés par métallurgie des poudres pour plus de résistance à l'usure et pour une durée de vie plus longue
- Choix de revêtements et de nuances

- Tarauds à entrée hélicoïdale rectifiée
- Les copeaux sont poussés vers l'avant
- Pour trous débouchants

www.sandvik.coromant.com/corotap200

Pour CoroChuck™ 970, voir le catalogue Outils Rotatifs.

FRE

Taraud coupant à entrée hélicoïdale CoroTap™ 200

Profil de filet : Métrique

C-DIN371, DIN 371, DIN 376

ULDR 2.5
SUBSTRATE HSS-E-PM
COATING PVD TIALN

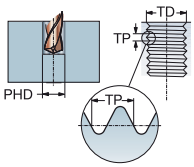

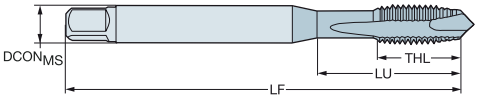

P
30–48 HRC

TDZ	TP	LU	CZC$_{MS}$	THCHT	TCTR	Référence de commande	DCON$_{MS}$	TD	LF	THL	NOF	BSG
							Dimensions, mm, pouce					
M 3	0.50	12.00	4.50 x 3.40	B	6H	E324M3	4.5	3.00	63.0	12.0	3	C-DIN 371
		.472					*.177*	*.118*	*2.480*	*.472*		
M 4	0.70	13.00	6.00 x 4.90	B	6H	E324M4	6.0	4.00	70.0	13.0	3	C-DIN 371
		.512					*.236*	*.157*	*2.756*	*.512*		
M 5	0.80	15.00	6.00 x 4.90	B	6H	E324M5	6.0	5.00	80.0	15.0	3	C-DIN 371
		.591					*.236*	*.197*	*3.150*	*.591*		
M 6	1.00	18.00	8.00 x 6.20	B	6H	E324M6	8.0	6.00	90.0	18.0	3	C-DIN 371
		.709					*.315*	*.236*	*3.543*	*.709*		
M 8	1.25	20.00	10.00 x 8.00	B	6H	E324M8	10.0	8.00	100.0	20.0	3	C-DIN 371
		.787					*.394*	*.315*	*3.937*	*.787*		
M 10	1.50	39.00	10.00 x 8.00	B	6H	E324M10	10.0	10.00	100.0	20.0	3	DIN 371
		1.535					*.394*	*.394*	*3.937*	*.787*		
M 12	1.75	83.00	9.00 x 7.00	B	6H	E326M12	9.0	12.00	110.0	23.0	4	DIN 376
		3.268					*.354*	*.472*	*4.331*	*.906*		
M 14	2.00	81.00	11.00 x 9.00	B	6H	E326M14	11.0	14.00	110.0	25.0	4	DIN 376
		3.189					*.433*	*.551*	*4.331*	*.984*		
M 16	2.00	68.00	12.00 x 9.00	B	6H	E326M16	12.0	16.00	110.0	25.0	4	DIN 376
		2.677					*.472*	*.630*	*4.331*	*.984*		
M 18	2.50	81.00	14.00 x 11.00	B	6H	E326M18	14.0	18.00	125.0	30.0	4	DIN 376
		3.189					*.551*	*.709*	*4.921*	*1.181*		
M 20	2.50	95.00	16.00 x 12.00	B	6H	E326M20	16.0	20.00	140.0	30.0	4	DIN 376
		3.740					*.630*	*.787*	*5.512*	*1.181*		

C174 C157 E9 C154

Taraud coupant à entrée hélicoïdale CoroTap™ 200

Profil de filet : Métrique

C-DIN/ANSI, DIN/ANSI

ULDR 2.5
SUBSTRATE HSS-E-PM
COATING PVD TIALN

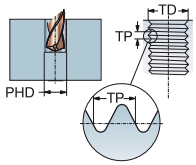

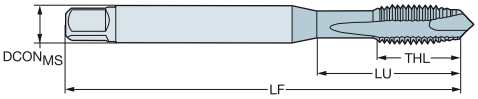

P
30–48 HRC

							Dimensions, mm, pouce					
TDZ	TP	LU	CZC_{MS}	THCHT	TCTR	Référence de commande	$DCON_{MS}$	TD	LF	THL	NOF	BSG
M 3	0.50	13.00	.168 x .131	B	6H	E854M3	4.3	3.00	63.0	14.7	3	C-DIN/ANSI
		.512					*.168*	*.118*	*2.480*	*.579*		
M 4	0.70	15.10	.194 x .152	B	6H	E854M4	4.9	4.00	70.0	15.1	3	C-DIN/ANSI
		.594					*.194*	*.157*	*2.756*	*.594*		
M 5	0.80	17.00	.255 x .191	B	6H	E854M5	6.5	5.00	80.0	17.0	3	C-DIN/ANSI
		.669					*.255*	*.197*	*3.150*	*.669*		
M 6	1.00	20.20	.318 x .238	B	6H	E854M6	8.1	6.00	90.0	20.2	3	C-DIN/ANSI
		.795					*.318*	*.236*	*3.543*	*.795*		
M 8	1.25	20.00	.381 x .286	B	6H	E854M8	9.7	8.00	100.0	22.8	3	C-DIN/ANSI
		.787					*.381*	*.315*	*3.937*	*.898*		
M 10	1.50	37.80	.381 x .286	B	6H	E854M10	9.7	10.00	100.0	20.0	3	C-DIN/ANSI
		1.488					*.381*	*.394*	*3.937*	*.787*		
M 12	1.75	86.02	.367 x .275	B	6H	E854M12	9.3	12.00	110.0	23.0	4	DIN/ANSI
		3.386					*.367*	*.472*	*4.331*	*.906*		
M 14	2.00	84.82	.429 x .322	B	6H	E854M14	10.9	14.00	110.0	23.0	4	DIN/ANSI
		3.339					*.429*	*.551*	*4.331*	*.906*		
M 16	2.00	70.86	.480 x .360	B	6H	E854M16	12.2	16.00	110.0	23.0	4	DIN/ANSI
		2.790					*.480*	*.630*	*4.331*	*.906*		
M 18	2.50	84.69	.542 x .406	B	6H	E854M18	13.8	18.00	125.0	30.0	4	DIN/ANSI
		3.334					*.542*	*.709*	*4.921*	*1.181*		
M 20	2.50	97.58	.652 x .489	B	6H	E854M20	16.6	20.00	140.0	30.0	4	DIN/ANSI
		3.842					*.652*	*.787*	*5.512*	*1.181*		

C174 C157 E9 C154

SANDVIK Coromant

FRE

Taraud coupant à entrée hélicoïdale CoroTap™ 200

Profil de filet : Métrique

DIN 371, DIN 376

ULDR 3.0
SUBSTRATE HSS-E-PM
COATING PVD TIALN

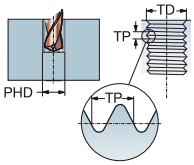

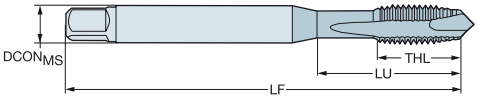

P
≤350HB

TDZ	TP	LU	CZC$_{MS}$	THCHT	TCTR	Référence de commande	DCON$_{MS}$	TD	LF	THL	NOF	BSG
							Dimensions, mm, pouce					
M 1	0.25	20.00	2.50 x 2.10	B	5HX	EP03PM1	2.5	1.00	40.0	5.0	2	DIN 371
		.787					*.098*	*.039*	*1.575*	*.197*		
M 1.2	0.25	20.00	2.50 x 2.10	B	5HX	EP03PM1.2	2.5	1.20	40.0	5.0	2	DIN 371
		.787					*.098*	*.047*	*1.575*	*.197*		
M 1.4	0.30	20.00	2.50 x 2.10	B	5HX	EP03PM1.4	2.5	1.40	40.0	6.5	2	DIN 371
		.787					*.098*	*.055*	*1.575*	*.256*		
M 1.6	0.35	20.00	2.50 x 2.10	B	6HX	EP03PM1.6	2.5	1.60	40.0	7.0	2	DIN 371
		.787					*.098*	*.063*	*1.575*	*.276*		
M 1.8	0.35	20.00	2.50 x 2.10	B	6HX	EP03PM1.8	2.5	1.80	40.0	7.0	2	DIN 371
		.787					*.098*	*.071*	*1.575*	*.276*		
M 2	0.40	9.00	2.80 x 2.10	B	6HX	EP03PM2	2.8	2.00	45.0	6.0	2	DIN 371
		.354					*.110*	*.079*	*1.772*	*.236*		
M 2.2	0.45	12.00	2.80 x 2.10	B	6HX	EP03PM2.2	2.8	2.20	45.0	7.0	2	DIN 371
		.472					*.110*	*.087*	*1.772*	*.276*		
M 2.3	0.40	12.00	2.80 x 2.10	B	6HX	EP03PM2.3	2.8	2.30	45.0	7.0	2	DIN 371
		.472					*.110*	*.091*	*1.772*	*.276*		
M 2.5	0.45	12.50	2.80 x 2.10	B	6HX	EP03PM2.5	2.8	2.50	50.0	8.0	2	DIN 371
		.492					*.110*	*.098*	*1.969*	*.315*		
M 3	0.50	18.00	3.50 x 2.70	B	6HX	EP03PM3	3.5	3.00	56.0	8.9	3	DIN 371
		.709					*.138*	*.118*	*2.205*	*.350*		
M 3.5	0.60	20.00	4.00 x 3.00	B	6HX	EP03PM3.5	4.0	3.50	56.0	10.8	3	DIN 371
		.787					*.157*	*.138*	*2.205*	*.425*		
M 4	0.70	21.00	4.50 x 3.40	B	6HX	EP03PM4	4.5	4.00	63.0	11.7	3	DIN 371
		.827					*.177*	*.157*	*2.480*	*.461*		
M 4	0.70	43.00	2.80 x 2.10	B	6HX	EP03PM4DIN376	2.8	4.00	63.0	12.0	3	DIN 376
		1.693					*.110*	*.157*	*2.480*	*.472*		
M 5	0.80	25.00	6.00 x 4.90	B	6HX	EP03PM5	6.0	5.00	70.0	12.6	3	DIN 371
		.984					*.236*	*.197*	*2.756*	*.496*		
M 5	0.80	49.00	3.50 x 2.70	B	6HX	EP03PM5DIN376	3.5	5.00	70.0	13.2	3	DIN 376
		1.929					*.138*	*.197*	*2.756*	*.520*		
M 6	1.00	30.00	6.00 x 4.90	B	6HX	EP03PM6	6.0	6.00	80.0	14.5	3	DIN 371
		1.181					*.236*	*.236*	*3.150*	*.571*		
M 6	1.00	59.00	4.50 x 3.40	B	6HX	EP03PM6DIN376	4.5	6.00	80.0	15.1	3	DIN 376
		2.323					*.177*	*.236*	*3.150*	*.594*		
M 7	1.00	30.00	7.00 x 5.50	B	6HX	EP03PM7	7.0	7.00	80.0	14.5	3	DIN 371
		1.181					*.276*	*.276*	*3.150*	*.571*		
M 8	1.25	35.00	8.00 x 6.20	B	6HX	EP03PM8	8.0	8.00	90.0	17.4	3	DIN 371
		1.378					*.315*	*.315*	*3.543*	*.685*		
M 8	1.25	67.00	6.00 x 4.90	B	6HX	EP03PM8DIN376	6.0	8.00	90.0	18.0	3	DIN 376
		2.638					*.236*	*.315*	*3.543*	*.709*		
M 10	1.50	39.00	10.00 x 8.00	B	6HX	EP03PM10	10.0	10.00	100.0	19.2	3	DIN 371
		1.535					*.394*	*.394*	*3.937*	*.756*		
M 10	1.50	77.00	7.00 x 5.50	B	6HX	EP03PM10DIN376	7.0	10.00	100.0	19.8	3	DIN 376
		3.032					*.276*	*.394*	*3.937*	*.780*		
M 12	1.75	83.00	9.00 x 7.00	B	6HX	EP03PM12	9.0	12.00	110.0	23.0	4	DIN 376
		3.268					*.354*	*.472*	*4.331*	*.906*		
M 14	2.00	81.00	11.00 x 9.00	B	6HX	EP03PM14	11.0	14.00	110.0	25.0	4	DIN 376
		3.189					*.433*	*.551*	*4.331*	*.984*		
M 16	2.00	68.00	12.00 x 9.00	B	6HX	EP03PM16	12.0	16.00	110.0	25.0	4	DIN 376
		2.677					*.472*	*.630*	*4.331*	*.984*		
M 18	2.50	81.00	14.00 x 11.00	B	6HX	EP03PM18	14.0	18.00	125.0	30.0	4	DIN 376
		3.189					*.551*	*.709*	*4.921*	*1.181*		
M 20	2.50	95.00	16.00 x 12.00	B	6HX	EP03PM20	16.0	20.00	140.0	30.0	4	DIN 376
		3.740					*.630*	*.787*	*5.512*	*1.181*		

C174 C157 E9 C154

Taraud coupant à entrée hélicoïdale CoroTap™ 200

Profil de filet : Métrique

DIN 371, DIN 376

ULDR 3.0
SUBSTRATE HSS-E-PM
COATING PVD TIALN

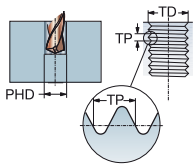

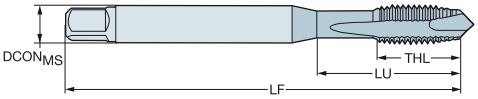

P
≤350HB

TDZ	TP	LU	CZC$_{MS}$	THCHT	TCTR	Référence de commande	DCON$_{MS}$	TD	LF	THL	NOF	BSG
							Dimensions, mm, pouce					
M 22	2.50	93.00	18.00 x 14.50	B	6HX	**EP03PM22**	18.0	22.00	140.0	34.0	4	DIN 376
		3.661					*.709*	*.866*	*5.512*	*1.339*		
M 24	3.00	113.00	18.00 x 14.50	B	6HX	**EP03PM24**	18.0	24.00	160.0	38.0	4	DIN 376
		4.449					*.709*	*.945*	*6.299*	*1.496*		
M 27	3.00	97.00	20.00 x 16.00	B	6HX	**EP03PM27**	20.0	27.00	160.0	38.0	4	DIN 376
		3.819					*.787*	*1.063*	*6.299*	*1.496*		
M 30	3.50	115.00	22.00 x 18.00	B	6HX	**EP03PM30**	22.0	30.00	180.0	45.0	4	DIN 376
		4.528					*.866*	*1.181*	*7.087*	*1.772*		

C174 C157 E9 C154

FRE

Taraud coupant à entrée hélicoïdale CoroTap™ 200

Profil de filet : Métrique

DIN 371, DIN 376

ULDR 3.0
SUBSTRATE HSS-E-PM
COATING PVD TIALN

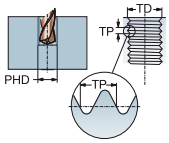

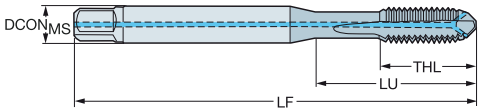

P
≤350HB

									Dimensions, mm, pouce					
TDZ	TP	LU	CZC_{MS}	THCHT	TCTR	CNSC	CXSC	Référence de commande	$DCON_{MS}$	TD	LF	THL	NOF	BSG
M 4	0.70	21.00	4.50 x 3.40	B	6HX	1	2	EP09PM4	4.5	4.00	63.0	11.7	3	DIN 371
		.827							*.177*	*.157*	*2.480*	*.461*		
M 5	0.80	25.00	6.00 x 4.90	B	6HX	1	2	EP09PM5	6.0	5.00	70.0	12.6	3	DIN 371
		.984							*.236*	*.197*	*2.756*	*.496*		
M 6	1.00	30.00	6.00 x 4.90	B	6HX	1	2	EP09PM6	6.0	6.00	80.0	14.5	3	DIN 371
		1.181							*.236*	*.236*	*3.150*	*.571*		
M 8	1.25	35.00	8.00 x 6.20	B	6HX	1	2	EP09PM8	8.0	8.00	90.0	17.4	3	DIN 371
		1.378							*.315*	*.315*	*3.543*	*.685*		
M 10	1.50	39.00	10.00 x 8.00	B	6HX	1	2	EP09PM10	10.0	10.00	100.0	19.2	3	DIN 371
		1.535							*.394*	*.394*	*3.937*	*.756*		
M 12	1.75	83.00	9.00 x 7.00	B	6HX	1	2	EP09PM12	9.0	12.00	110.0	23.0	4	DIN 376
		3.268							*.354*	*.472*	*4.331*	*.906*		
M 14	2.00	81.00	11.00 x 9.00	B	6HX	1	2	EP09PM14	11.0	14.00	110.0	25.0	4	DIN 376
		3.189							*.433*	*.551*	*4.331*	*.984*		
M 16	2.00	68.00	12.00 x 9.00	B	6HX	1	2	EP09PM16	12.0	16.00	110.0	25.0	4	DIN 376
		2.677							*.472*	*.630*	*4.331*	*.984*		
M 18	2.50	81.00	14.00 x 11.00	B	6HX	1	2	EP09PM18	14.0	18.00	125.0	30.0	4	DIN 376
		3.189							*.551*	*.709*	*4.921*	*1.181*		
M 20	2.50	95.00	16.00 x 12.00	B	6HX	1	2	EP09PM20	16.0	20.00	140.0	30.0	4	DIN 376
		3.740							*.630*	*.787*	*5.512*	*1.181*		
M 22	2.50	93.00	18.00 x 14.50	B	6HX	1	2	EP09PM22	18.0	22.00	140.0	34.0	4	DIN 376
		3.661							*.709*	*.866*	*5.512*	*1.339*		
M 24	3.00	113.00	18.00 x 14.50	B	6HX	1	2	EP09PM24	18.0	24.00	160.0	38.0	4	DIN 376
		4.449							*.709*	*.945*	*6.299*	*1.496*		
M 30	3.50	115.00	22.00 x 18.00	B	6HX	1	2	EP09PM30	22.0	30.00	180.0	45.0	4	DIN 376
		4.528							*.866*	*1.181*	*7.087*	*1.772*		

CXSC 2 = Sortie radiale du liquide de coupe

C174 C157 E9 E28 C154

Taraud coupant à entrée hélicoïdale CoroTap™ 200

Profil de filet : Métrique

DIN/ANSI

ULDR 3.0
SUBSTRATE HSS-E-PM
COATING PVD TIALN

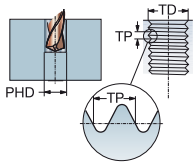

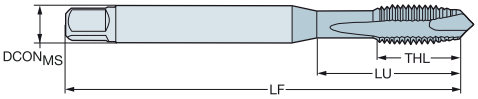

P
≤350HB

							Dimensions, mm, pouce					
TDZ	TP	LU	CZC_{MS}	THCHT	TCTR	Référence de commande	$DCON_{MS}$	TD	LF	THL	NOF	BSG
M 3	0.50	17.74	.141 x .110	B	6HX	EP03PAM3	3.6	3.00	56.0	9.0	3	DIN/ANSI
		.698					*.141*	*.118*	*2.205*	*.354*		
M 4	0.70	16.58	.168 x .131	B	6HX	EP03PAM4	4.3	4.00	63.0	13.0	3	DIN/ANSI
		.653					*.168*	*.157*	*2.480*	*.512*		
M 5	0.80	21.42	.194 x .152	B	6HX	EP03PAM5	4.9	5.00	70.0	14.0	3	DIN/ANSI
		.843					*.194*	*.197*	*2.756*	*.551*		
M 6	1.00	25.59	.255 x .191	B	6HX	EP03PAM6	6.5	6.00	80.0	15.0	3	DIN/ANSI
		1.007					*.255*	*.236*	*3.150*	*.591*		
M 8	1.25	30.20	.318 x .238	B	6HX	EP03PAM8	8.1	8.00	90.0	18.0	3	DIN/ANSI
		1.189					*.318*	*.315*	*3.543*	*.709*		
M 10	1.50	32.80	.381 x .286	B	6HX	EP03PAM10	9.7	10.00	100.0	20.0	3	DIN/ANSI
		1.292					*.381*	*.394*	*3.937*	*.787*		
M 12	1.75	86.02	.367 x .275	B	6HX	EP03PAM12	9.3	12.00	110.0	23.0	4	DIN/ANSI
		3.386					*.367*	*.472*	*4.331*	*.906*		
M 14	2.00	84.82	.429 x .322	B	6HX	EP03PAM14	10.9	14.00	110.0	23.0	4	DIN/ANSI
		3.339					*.429*	*.551*	*4.331*	*.906*		
M 16	2.00	70.86	.480 x .360	B	6HX	EP03PAM16	12.2	16.00	110.0	23.0	4	DIN/ANSI
		2.790					*.480*	*.630*	*4.331*	*.906*		
M 18	2.50	84.69	.542 x .406	B	6HX	EP03PAM18	13.8	18.00	125.0	30.0	4	DIN/ANSI
		3.334					*.542*	*.709*	*4.921*	*1.181*		
M 20	2.50	97.58	.652 x .489	B	6HX	EP03PAM20	16.6	20.00	140.0	30.0	4	DIN/ANSI
		3.842					*.652*	*.787*	*5.512*	*1.181*		
M 24	3.00	101.60	.760 x .570	B	6HX	EP03PAM24	19.3	24.00	160.0	36.0	4	DIN/ANSI
		4.000					*.760*	*.945*	*6.299*	*1.417*		

C174 C157 E9 C154

FRE

Taraud coupant à entrée hélicoïdale CoroTap™ 200

Profil de filet : Métrique

DIN 371, DIN 376

ULDR 2.5
SUBSTRATE HSS-E
COATING PVD FEN

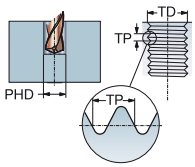

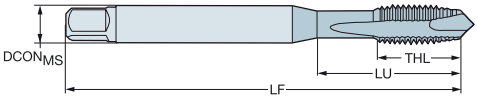

M

TDZ	TP	LU	CZC$_{MS}$	THCHT	TCTR	Référence de commande	Dimensions, mm, pouce DCON$_{MS}$	TD	LF	THL	NOF	BSG
M 3	0.50	18.00	3.50 x 2.70	B	6H	E344M3	3.5	3.00	56.0	8.9	3	DIN 371
		.709					*.138*	*.118*	*2.205*	*.350*		
M 4	0.70	21.00	4.50 x 3.40	B	6H	E344M4	4.5	4.00	63.0	11.7	3	DIN 371
		.827					*.177*	*.157*	*2.480*	*.461*		
M 5	0.80	25.00	6.00 x 4.90	B	6H	E344M5	6.0	5.00	70.0	12.6	3	DIN 371
		.984					*.236*	*.197*	*2.756*	*.496*		
M 6	1.00	30.00	6.00 x 4.90	B	6H	E344M6	6.0	6.00	80.0	14.5	3	DIN 371
		1.181					*.236*	*.236*	*3.150*	*.571*		
M 8	1.25	35.00	8.00 x 6.20	B	6H	E344M8	8.0	8.00	90.0	17.4	3	DIN 371
		1.378					*.315*	*.315*	*3.543*	*.685*		
M 10	1.50	39.00	10.00 x 8.00	B	6H	E344M10	10.0	10.00	100.0	19.2	3	DIN 371
		1.535					*.394*	*.394*	*3.937*	*.756*		
M 12	1.75	83.00	9.00 x 7.00	B	6H	E345M12	9.0	12.00	110.0	23.0	4	DIN 376
		3.268					*.354*	*.472*	*4.331*	*.906*		
M 14	2.00	81.00	11.00 x 9.00	B	6H	E345M14	11.0	14.00	110.0	25.0	4	DIN 376
		3.189					*.433*	*.551*	*4.331*	*.984*		
M 16	2.00	68.00	12.00 x 9.00	B	6H	E345M16	12.0	16.00	110.0	25.0	4	DIN 376
		2.677					*.472*	*.630*	*4.331*	*.984*		
M 18	2.50	81.00	14.00 x 11.00	B	6H	E345M18	14.0	18.00	125.0	30.0	4	DIN 376
		3.189					*.551*	*.709*	*4.921*	*1.181*		
M 20	2.50	95.00	16.00 x 12.00	B	6H	E345M20	16.0	20.00	140.0	30.0	4	DIN 376
		3.740					*.630*	*.787*	*5.512*	*1.181*		
M 24	3.00	113.00	18.00 x 14.50	B	6H	E345M24	18.0	24.00	160.0	38.0	4	DIN 376
		4.449					*.709*	*.945*	*6.299*	*1.496*		
M 30	3.50	115.00	22.00 x 18.00	B	6H	E345M30	22.0	30.00	180.0	45.0	4	DIN 376
		4.528					*.866*	*1.181*	*7.087*	*1.772*		

C174 C157 E9 C154

Taraud coupant à entrée hélicoïdale CoroTap™ 200

Profil de filet : Métrique

DIN 371, DIN 376

ULDR 2.5
SUBSTRATE HSS-E
COATING PVD TICN

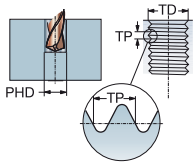

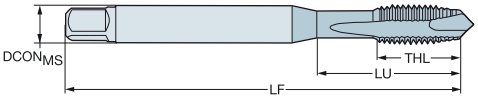

M

							Dimensions, mm, pouce					
TDZ	TP	LU	CZC_{MS}	THCHT	TCTR	Référence de commande	$DCON_{MS}$	TD	LF	THL	NOF	BSG
M 1	0.25	20.00	2.50 x 2.10	B	5HX	E454M1	2.5	1.00	40.0	5.0	2	DIN 371
		.787					*.098*	*.039*	*1.575*	*.197*		
M 1.2	0.25	20.00	2.50 x 2.10	B	5HX	E454M1.2	2.5	1.20	40.0	5.0	2	DIN 371
		.787					*.098*	*.047*	*1.575*	*.197*		
M 1.4	0.30	20.00	2.50 x 2.10	B	5HX	E454M1.4	2.5	1.40	40.0	6.5	2	DIN 371
		.787					*.098*	*.055*	*1.575*	*.256*		
M 1.6	0.35	20.00	2.50 x 2.10	B	6H	E454M1.6	2.5	1.60	40.0	7.0	2	DIN 371
		.787					*.098*	*.063*	*1.575*	*.276*		
M 1.8	0.35	20.00	2.50 x 2.10	B	6H	E454M1.8	2.5	1.80	40.0	7.0	2	DIN 371
		.787					*.098*	*.071*	*1.575*	*.276*		
M 2	0.40	9.00	2.80 x 2.10	B	6H	E454M2	2.8	2.00	45.0	6.0	2	DIN 371
		.354					*.110*	*.079*	*1.772*	*.236*		
M 2.2	0.45	12.00	2.80 x 2.10	B	6H	E454M2.2	2.8	2.20	45.0	7.0	2	DIN 371
		.472					*.110*	*.087*	*1.772*	*.276*		
M 2.3	0.40	12.00	2.80 x 2.10	B	6H	E454M2.3	2.8	2.30	45.0	7.0	2	DIN 371
		.472					*.110*	*.091*	*1.772*	*.276*		
M 2.5	0.45	12.50	2.80 x 2.10	B	6H	E454M2.5	2.8	2.50	50.0	8.0	2	DIN 371
		.492					*.110*	*.098*	*1.969*	*.315*		
M 2.6	0.45	12.50	2.80 x 2.10	B	6H	E454M2.6	2.8	2.60	50.0	8.0	2	DIN 371
		.492					*.110*	*.102*	*1.969*	*.315*		
M 3	0.50	18.00	3.50 x 2.70	B	6H	E454M3	3.5	3.00	56.0	8.9	3	DIN 371
		.709					*.138*	*.118*	*2.205*	*.350*		
M 4	0.70	21.00	4.50 x 3.40	B	6H	E454M4	4.5	4.00	63.0	11.7	3	DIN 371
		.827					*.177*	*.157*	*2.480*	*.461*		
M 5	0.80	25.00	6.00 x 4.90	B	6H	E454M5	6.0	5.00	70.0	12.6	3	DIN 371
		.984					*.236*	*.197*	*2.756*	*.496*		
M 6	1.00	30.00	6.00 x 4.90	B	6H	E454M6	6.0	6.00	80.0	14.5	3	DIN 371
		1.181					*.236*	*.236*	*3.150*	*.571*		
M 8	1.25	35.00	8.00 x 6.20	B	6H	E454M8	8.0	8.00	90.0	17.4	3	DIN 371
		1.378					*.315*	*.315*	*3.543*	*.685*		
M 10	1.50	39.00	10.00 x 8.00	B	6H	E454M10	10.0	10.00	100.0	19.2	3	DIN 371
		1.535					*.394*	*.394*	*3.937*	*.756*		
M 12	1.75	83.00	9.00 x 7.00	B	6H	E455M12	9.0	12.00	110.0	23.0	4	DIN 376
		3.268					*.354*	*.472*	*4.331*	*.906*		
M 14	2.00	81.00	11.00 x 9.00	B	6H	E455M14	11.0	14.00	110.0	25.0	4	DIN 376
		3.189					*.433*	*.551*	*4.331*	*.984*		
M 16	2.00	68.00	12.00 x 9.00	B	6H	E455M16	12.0	16.00	110.0	25.0	4	DIN 376
		2.677					*.472*	*.630*	*4.331*	*.984*		
M 18	2.50	81.00	14.00 x 11.00	B	6H	E455M18	14.0	18.00	125.0	30.0	4	DIN 376
		3.189					*.551*	*.709*	*4.921*	*1.181*		
M 20	2.50	95.00	16.00 x 12.00	B	6H	E455M20	16.0	20.00	140.0	30.0	4	DIN 376
		3.740					*.630*	*.787*	*5.512*	*1.181*		

C174 C157 E9 C154

FRE

Taraud coupant à entrée hélicoïdale CoroTap™ 200

Profil de filet : Métrique

DIN/ANSI

ULDR 2.5
SUBSTRATE HSS-E-PM
COATING PVD TIALN+WCC

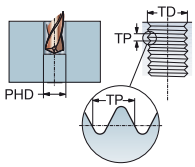

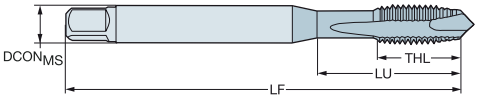

M

TDZ	TP	LU	CZC_{MS}	THCHT	TCTR	Référence de commande	Dimensions, mm, pouce $DCON_{MS}$	TD	LF	THL	NOF	BSG
M 4	0.70	16.58	.168 x .131	B	6H	**E852M4**	4.3	4.00	63.0	13.0	3	DIN/ANSI
		.653					*.168*	*.157*	*2.480*	*.512*		
M 5	0.80	21.42	.194 x .152	B	6H	**E852M5**	4.9	5.00	70.0	14.0	3	DIN/ANSI
		.843					*.194*	*.197*	*2.756*	*.551*		
M 6	1.00	25.59	.255 x .191	B	6H	**E852M6**	6.5	6.00	80.0	15.0	3	DIN/ANSI
		1.007					*.255*	*.236*	*3.150*	*.591*		
M 8	1.25	30.20	.318 x .238	B	6H	**E852M8**	8.1	8.00	90.0	18.0	3	DIN/ANSI
		1.189					*.318*	*.315*	*3.543*	*.709*		
M 10	1.50	32.80	.381 x .286	B	6H	**E852M10**	9.7	10.00	100.0	20.0	3	DIN/ANSI
		1.292					*.381*	*.394*	*3.937*	*.787*		
M 12	1.75	86.02	.367 x .275	B	6H	**E852M12**	9.3	12.00	110.0	23.0	4	DIN/ANSI
		3.386					*.367*	*.472*	*4.331*	*.906*		
M 16	2.00	70.86	.480 x .360	B	6H	**E852M16**	12.2	16.00	110.0	23.0	4	DIN/ANSI
		2.790					*.480*	*.630*	*4.331*	*.906*		
M 18	2.50	84.69	.542 x .406	B	6H	**E852M18**	13.8	18.00	125.0	30.0	4	DIN/ANSI
		3.334					*.542*	*.709*	*4.921*	*1.181*		

C174 C157 E9 C154

Taraud coupant à entrée hélicoïdale CoroTap™ 200

Profil de filet : Métrique

DIN 371, DIN 376

ULDR 2.0
SUBSTRATE HSS-E-PM
COATING PVD TICN

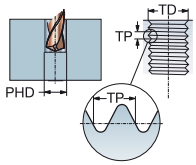

Pour les alliages à base nickel

TDZ	TP	LU	CZC_{MS}	THCHT	TCTR	Référence de commande	S D115	$DCON_{MS}$	TD	LF	THL	NOF	PHD	BSG
								Dimensions, mm, pouce						
M 3	0.50	15.00	3.50 x 2.70	B	6H	T200-SD100DA-M3	★	3.5	3.00	55.6	15.0	3	2.5	DIN 371
		.591						*.138*	*.118*	*2.191*	*.591*		*.098*	
M 4	0.70	20.00	4.50 x 3.40	B	6H	T200-SD100DA-M4	★	4.5	4.00	62.5	20.0	3	3.3	DIN 371
		.787						*.177*	*.157*	*2.461*	*.787*		*.130*	
M 5	0.80	25.00	6.00 x 4.90	B	6H	T200-SD100DA-M5	★	6.0	5.00	69.4	25.0	3	4.2	DIN 371
		.984						*.236*	*.197*	*2.733*	*.984*		*.165*	
M 6	1.00	30.00	6.00 x 4.90	B	6H	T200-SD100DA-M6	★	6.0	6.00	79.3	30.0	3	5.0	DIN 371
		1.181						*.236*	*.236*	*3.122*	*1.181*		*.197*	
M 8	1.25	40.00	8.00 x 6.20	B	6H	T200-SD100DA-M8	★	8.0	8.00	89.2	40.0	3	6.8	DIN 371
		1.575						*.315*	*.315*	*3.511*	*1.575*		*.268*	
M 10	1.50	50.00	10.00 x 8.00	B	6H	T200-SD100DA-M10	★	10.0	10.00	99.0	50.0	3	8.5	DIN 371
		1.969						*.394*	*.394*	*3.896*	*1.969*		*.335*	
M 12	1.75	67.85	9.00 x 7.00	B	6H	T200-SD100DA-M12	★	9.0	12.00	109.7	23.0	4	10.2	DIN 376
		2.671						*.354*	*.472*	*4.317*	*.906*		*.402*	
M 14	2.00	66.20	11.00 x 9.00	B	6H	T200-SD100DA-M14	★	11.0	14.00	110.0	25.0	4	12.0	DIN 376
		2.606						*.433*	*.551*	*4.331*	*.984*		*.472*	
M 16	2.00	66.20	12.00 x 9.00	B	6H	T200-SD100DA-M16	★	12.0	16.00	110.0	25.0	4	14.0	DIN 376
		2.606						*.472*	*.630*	*4.331*	*.984*		*.551*	
M 18	2.50	79.20	14.00 x 11.00	B	6H	T200-SD100DA-M18	★	14.0	18.00	125.0	30.0	4	15.5	DIN 376
		3.118						*.551*	*.709*	*4.921*	*1.181*		*.610*	
M 20	2.50	93.20	16.00 x 12.00	B	6H	T200-SD100DA-M20	★	16.0	20.00	140.0	30.0	4	17.5	DIN 376
		3.669						*.630*	*.787*	*5.512*	*1.181*		*.689*	

C174 C157 E9 E27 C154

SANDVIK Coromant

FRE

Taraud coupant à entrée hélicoïdale CoroTap™ 200

Profil de filet : Métrique

DIN 371, DIN 376



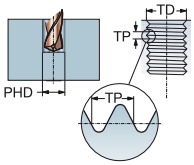

ULDR 2.0
SUBSTRATE HSS-E-PM
COATING PVD ALCRN

Pour les alliages de titane

							S	Dimensions, mm, pouce						
TDZ	TP	LU	CZC_{MS}	THCHT	TCTR	Référence de commande	D115	$DCON_{MS}$	TD	LF	THL	NOF	PHD	BSG
M 2	0.40	8.00	2.80 x 2.10	B	6HX	T200-SM100DA-M2	★	2.8	2.00	45.0	8.0	2	1.6	DIN 371
		.315						*.110*	*.079*	*1.772*	*.315*		*.063*	
M 2.5	0.45	9.00	2.80 x 2.10	B	6HX	T200-SM100DA-M2.5	★	2.8	2.50	50.0	9.0	2	2.1	DIN 371
		.354						*.110*	*.098*	*1.969*	*.354*		*.081*	
M 3	0.50	10.00	3.50 x 2.70	B	6HX	T200-SM100DA-M3	★	3.5	3.00	56.0	10.0	2	2.5	DIN 371
		.394						*.138*	*.118*	*2.205*	*.394*		*.098*	
M 3.5	0.60	12.00	4.00 x 3.00	B	6HX	T200-SM100DA-M3.5	★	4.0	3.50	56.0	12.0	3	2.9	DIN 371
		.472						*.157*	*.138*	*2.205*	*.472*		*.114*	
M 4	0.70	13.00	4.50 x 3.40	B	6HX	T200-SM100DA-M4	★	4.5	4.00	63.0	13.0	3	3.3	DIN 371
		.512						*.177*	*.157*	*2.480*	*.512*		*.130*	
M 5	0.80	16.00	6.00 x 4.90	B	6HX	T200-SM100DA-M5	★	6.0	5.00	70.0	16.0	3	4.2	DIN 371
		.630						*.236*	*.197*	*2.756*	*.630*		*.165*	
M 6	1.00	23.00	6.00 x 4.90	B	6HX	T200-SM100DA-M6	★	6.0	6.00	80.0	15.0	3	5.0	DIN 371
		.906						*.236*	*.236*	*3.150*	*.591*		*.197*	
M 8	1.25	29.50	8.00 x 6.20	B	6HX	T200-SM100DA-M8	★	8.0	8.00	90.0	18.0	3	6.8	DIN 371
		1.161						*.315*	*.315*	*3.543*	*.709*		*.268*	
M 10	1.50	33.50	10.00 x 8.00	B	6HX	T200-SM101DA-M10	★	10.0	10.00	100.0	20.0	3	8.5	DIN 371
		1.319						*.394*	*.394*	*3.937*	*.787*		*.335*	
M 12	1.75	83.00	9.00 x 7.00	B	6HX	T200-SM101DA-M12	★	9.0	12.00	110.0	23.0	4	10.2	DIN 376
		3.268						*.354*	*.472*	*4.331*	*.906*		*.402*	
M 16	2.00	68.00	12.00 x 9.00	B	6HX	T200-SM101DA-M16	★	12.0	16.00	110.0	25.0	4	14.0	DIN 376
		2.677						*.472*	*.630*	*4.331*	*.984*		*.551*	
M 20	2.50	95.00	16.00 x 12.00	B	6HX	T200-SM101DA-M20	★	16.0	20.00	140.0	30.0	4	17.5	DIN 376
		3.740						*.630*	*.787*	*5.512*	*1.181*		*.689*	

C174 C157 E9 E27 C154

Taraud coupant à entrée hélicoïdale CoroTap™ 200

Profil de filet : Métrique

DIN 371

ULDR 3.0
SUBSTRATE HSS-E
COATING PVD ZrN - B125
UNCOAT - B150

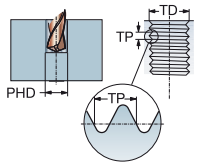

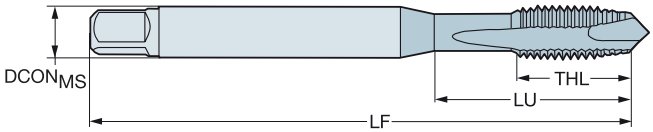

N

TDZ	TP	LU	CZC$_{MS}$	THCHT	TCTR	Référence de commande	N B125	N B150	DCON$_{MS}$	TD	LF	THL	NOF	PHD	BSG
M 3	0.50	16.00	3.50 x 2.70	B	6H	T200-NM100DA-M3	★		3.5	3.00	56.0	9.0	2	2.5	DIN 371
		.630							*.138*	*.118*	*2.205*	*.354*		*.098*	
M 4	0.70	19.00	4.50 x 3.40	B	6H	T200-NM100DA-M4	★	★	4.5	4.00	63.0	12.0	2	3.3	DIN 371
		.748							*.177*	*.157*	*2.480*	*.472*		*.130*	
M 5	0.80	23.00	6.00 x 4.90	B	6H	T200-NM100DA-M5	★	★	6.0	5.00	70.0	13.0	2	4.2	DIN 371
		.906							*.236*	*.197*	*2.756*	*.512*		*.165*	
M 6	1.00	27.00	6.00 x 4.90	B	6H	T200-NM100DA-M6	★	★	6.0	6.00	80.0	15.0	3	5.0	DIN 371
		1.063							*.236*	*.236*	*3.150*	*.591*		*.197*	
M 8	1.25	28.00	8.00 x 6.20	B	6H	T200-NM100DA-M8	★	★	8.0	8.00	90.0	18.0	3	6.8	DIN 371
		1.102							*.315*	*.315*	*3.543*	*.709*		*.268*	
M 10	1.50	30.00	10.00 x 8.00	B	6H	T200-NM100DA-M10	★		10.0	10.00	100.0	20.0	3	8.5	DIN 371
		1.181							*.394*	*.394*	*3.937*	*.787*		*.335*	

Dimensions, mm, pouce

DIN 376

ULDR 3.0
SUBSTRATE HSS-E
COATING PVD ZrN - B125
UNCOAT - B150

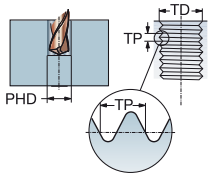

N

TDZ	TP	LU	CZC$_{MS}$	THCHT	TCTR	Référence de commande	N B125	N B150	DCON$_{MS}$	TD	LF	THL	NOF	PHD	BSG
M 12	1.75	83.00	9.00 x 7.00	B	6H	T200-NM101DA-M12	★	★	9.0	12.00	110.0	23.0	3	10.2	DIN 376
		3.268							*.354*	*.472*	*4.331*	*.906*		*.402*	
M 14	2.00	81.00	11.00 x 9.00	B	6H	T200-NM101DA-M14	★		11.0	14.00	110.0	25.0	4	12.0	DIN 376
		3.189							*.433*	*.551*	*4.331*	*.984*		*.472*	
M 16	2.00	68.00	12.00 x 9.00	B	6H	T200-NM101DA-M16	★	★	12.0	16.00	110.0	25.0	4	14.0	DIN 376
		2.677							*.472*	*.630*	*4.331*	*.984*		*.551*	

Dimensions, mm, pouce

C174 C157 E9 E27 C154

SANDVIK Coromant

FRE

Taraud coupant à entrée hélicoïdale CoroTap™ 200

Profil de filet : Métrique

DIN/ANSI

ULDR 3.0
SUBSTRATE HSS-E-PM

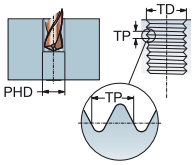

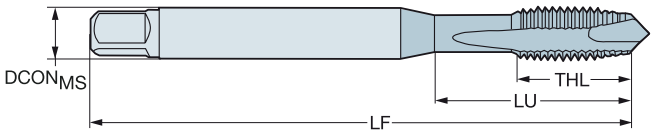

N

TDZ	TP	LU	CZC$_{MS}$	THCHT	TCTR	Référence de commande	N / D150	DCON$_{MS}$	TD	LF	THL	NOF	PHD	BSG
								Dimensions, mm, pouce						
M 3	0.50	15.88	.141 x .110	B	6H	T200-NM100AA-M3	★	3.6	3.00	56.0	9.0	2	2.5	DIN/ANSI
		.625						*.141*	*.118*	*2.205*	*.354*		*.098*	
M 4	0.70	16.58	.168 x .131	B	6H	T200-NM100AA-M4	★	4.3	4.00	63.0	13.0	2	3.3	DIN/ANSI
		.653						*.168*	*.157*	*2.480*	*.512*		*.130*	
M 5	0.80	21.42	.194 x .152	B	6H	T200-NM100AA-M5	★	4.9	5.00	70.0	14.0	2	4.2	DIN/ANSI
		.843						*.194*	*.197*	*2.756*	*.551*		*.165*	
M 6	1.00	25.59	.255 x .191	B	6H	T200-NM100AA-M6	★	6.5	6.00	80.0	15.0	3	5.0	DIN/ANSI
		1.007						*.255*	*.236*	*3.150*	*.591*		*.197*	
M 8	1.25	30.20	.318 x .238	B	6H	T200-NM100AA-M8	★	8.1	8.00	90.0	18.0	3	6.8	DIN/ANSI
		1.189						*.318*	*.315*	*3.543*	*.709*		*.268*	

C174 C157 E9 E27 C154

Taraud coupant à entrée hélicoïdale CoroTap™ 200

Profil de filet : Métrique à pas fin

DIN 374

ULDR 3.0
SUBSTRATE HSS-E-PM
COATING PVD TIALN

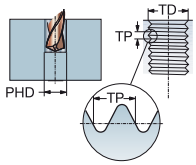

P
≤350HB

							Dimensions, mm, pouce					
TDZ	TP	LU	CZC_{MS}	THCHT	TCTR	Référence de commande	$DCON_{MS}$	TD	LF	THL	NOF	BSG
MF 4x0.5	0.50	43.00	2.80 x 2.10	B	6HX	EP13PM4X.5	2.8	4.00	63.0	12.0	3	DIN 374
		1.693					*.110*	*.157*	*2.480*	*.472*		
MF 5x0.5	0.50	49.00	3.50 x 2.70	B	6HX	EP13PM5X.5	3.5	5.00	70.0	13.0	3	DIN 374
		1.929					*.138*	*.197*	*2.756*	*.512*		
MF 6x0.75	0.75	59.00	4.50 x 3.40	B	6HX	EP13PM6X.75	4.5	6.00	80.0	15.0	3	DIN 374
		2.323					*.177*	*.236*	*3.150*	*.591*		
MF 8x0.75	0.75	57.00	6.00 x 4.90	B	6HX	EP13PM8X.75	6.0	8.00	80.0	15.0	3	DIN 374
		2.244					*.236*	*.315*	*3.150*	*.591*		
MF 8x1	1.00	67.00	6.00 x 4.90	B	6HX	EP13PM8X1.0	6.0	8.00	90.0	18.0	3	DIN 374
		2.638					*.236*	*.315*	*3.543*	*.709*		
MF 10x1	1.00	67.00	7.00 x 5.50	B	6HX	EP13PM10X1.0	7.0	10.00	90.0	17.6	3	DIN 374
		2.638					*.276*	*.394*	*3.543*	*.693*		
MF 10x1.25	1.25	77.00	7.00 x 5.50	B	6HX	EP13PM10X1.25	7.0	10.00	100.0	19.8	3	DIN 374
		3.032					*.276*	*.394*	*3.937*	*.780*		
MF 12x1	1.00	73.00	9.00 x 7.00	B	6HX	EP13PM12X1.0	9.0	12.00	100.0	21.0	4	DIN 374
		2.874					*.354*	*.472*	*3.937*	*.827*		
MF 12x1.25	1.25	73.00	9.00 x 7.00	B	6HX	EP13PM12X1.25	9.0	12.00	100.0	21.0	4	DIN 374
		2.874					*.354*	*.472*	*3.937*	*.827*		
MF 12x1.5	1.50	73.00	9.00 x 7.00	B	6HX	EP13PM12X1.5	9.0	12.00	100.0	21.0	4	DIN 374
		2.874					*.354*	*.472*	*3.937*	*.827*		
MF 14x1	1.00	71.00	11.00 x 9.00	B	6HX	EP13PM14X1.0	11.0	14.00	100.0	21.0	4	DIN 374
		2.795					*.433*	*.551*	*3.937*	*.827*		
MF 14x1.25	1.25	71.00	11.00 x 9.00	B	6HX	EP13PM14X1.25	11.0	14.00	100.0	21.0	4	DIN 374
		2.795					*.433*	*.551*	*3.937*	*.827*		
MF 14x1.5	1.50	71.00	11.00 x 9.00	B	6HX	EP13PM14X1.5	11.0	14.00	100.0	21.0	4	DIN 374
		2.795					*.433*	*.551*	*3.937*	*.827*		
MF 16x1	1.00	58.00	12.00 x 9.00	B	6HX	EP13PM16X1.0	12.0	16.00	100.0	21.0	4	DIN 374
		2.283					*.472*	*.630*	*3.937*	*.827*		
MF 16x1.5	1.50	58.00	12.00 x 9.00	B	6HX	EP13PM16X1.5	12.0	16.00	100.0	21.0	4	DIN 374
		2.283					*.472*	*.630*	*3.937*	*.827*		
MF 18x1	1.00	66.00	14.00 x 11.00	B	6HX	EP13PM18X1.0	14.0	18.00	110.0	24.0	4	DIN 374
		2.598					*.551*	*.709*	*4.331*	*.945*		
MF 18x1.5	1.50	66.00	14.00 x 11.00	B	6HX	EP13PM18X1.5	14.0	18.00	110.0	24.0	4	DIN 374
		2.598					*.551*	*.709*	*4.331*	*.945*		
MF 20x1	1.00	80.00	16.00 x 12.00	B	6HX	EP13PM20X1.0	16.0	20.00	125.0	24.0	4	DIN 374
		3.150					*.630*	*.787*	*4.921*	*.945*		
MF 20x1.5	1.50	80.00	16.00 x 12.00	B	6HX	EP13PM20X1.5	16.0	20.00	125.0	24.0	4	DIN 374
		3.150					*.630*	*.787*	*4.921*	*.945*		
MF 22x1.5	1.50	78.00	18.00 x 14.50	B	6HX	EP13PM22X1.5	18.0	22.00	125.0	25.0	4	DIN 374
		3.071					*.709*	*.866*	*4.921*	*.984*		
MF 24x1.5	1.50	93.00	18.00 x 14.50	B	6HX	EP13PM24X1.5	18.0	24.00	140.0	28.0	4	DIN 374
		3.661					*.709*	*.945*	*5.512*	*1.102*		
MF 24x2	2.00	93.00	18.00 x 14.50	B	6HX	EP13PM24X2.0	18.0	24.00	140.0	28.0	4	DIN 374
		3.661					*.709*	*.945*	*5.512*	*1.102*		
MF 26x1.5	1.50	93.00	18.00 x 14.50	B	6HX	EP13PM26X1.5	18.0	26.00	140.0	28.0	4	DIN 374
		3.661					*.709*	*1.024*	*5.512*	*1.102*		
MF 27x2	2.00	77.00	20.00 x 16.00	B	6HX	EP13PM27X2.0	20.0	27.00	140.0	28.0	4	DIN 374
		3.032					*.787*	*1.063*	*5.512*	*1.102*		
MF 28x1.5	1.50	77.00	20.00 x 16.00	B	6HX	EP13PM28X1.5	20.0	28.00	140.0	28.0	4	DIN 374
		3.032					*.787*	*1.102*	*5.512*	*1.102*		
MF 30x1.5	1.50	85.00	22.00 x 18.00	B	6HX	EP13PM30X1.5	22.0	30.00	150.0	28.0	4	DIN 374
		3.346					*.866*	*1.181*	*5.906*	*1.102*		
MF 30x2	2.00	85.00	22.00 x 18.00	B	6HX	EP13PM30X2.0	22.0	30.00	150.0	28.0	4	DIN 374
		3.346					*.866*	*1.181*	*5.906*	*1.102*		

C174 C157 E9 C154

SANDVIK Coromant

FRE

Taraud coupant à entrée hélicoïdale CoroTap™ 200

Profil de filet : Métrique à pas fin

DIN/ANSI

ULDR 3.0
SUBSTRATE HSS-E-PM
COATING PVD TIALN

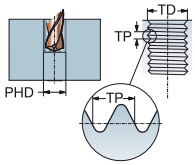

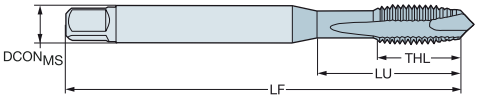

P
≤350HB

TDZ	TP	LU	CZC$_{MS}$	THCHT	TCTR	Référence de commande	DCON$_{MS}$	TD	LF	THL	NOF	BSG
							Dimensions, mm, pouce					
MF 8x1	1.00	30.20	.318 x .238	B	6HX	**EP13PAM8X1.0**	8.1	8.00	90.0	18.0	3	DIN/ANSI
		1.189					*.318*	*.315*	*3.543*	*.709*		
MF 10x1.25	1.25	32.80	.381 x .286	B	6HX	**EP13PAM10X1.25**	9.7	10.00	100.0	20.0	3	DIN/ANSI
		1.292					*.381*	*.394*	*3.937*	*.787*		
MF 12x1.25	1.25	86.02	.367 x .275	B	6HX	**EP13PAM12X1.25**	9.3	12.00	110.0	23.0	4	DIN/ANSI
		3.386					*.367*	*.472*	*4.331*	*.906*		
MF 12x1.5	1.50	86.02	.367 x .275	B	6HX	**EP13PAM12X1.5**	9.3	12.00	110.0	23.0	4	DIN/ANSI
		3.386					*.367*	*.472*	*4.331*	*.906*		
MF 14x1.5	1.50	84.82	.429 x .322	B	6HX	**EP13PAM14X1.5**	10.9	14.00	110.0	23.0	4	DIN/ANSI
		3.339					*.429*	*.551*	*4.331*	*.906*		
MF 16x1.5	1.50	70.86	.480 x .360	B	6HX	**EP13PAM16X1.5**	12.2	16.00	110.0	23.0	4	DIN/ANSI
		2.790					*.480*	*.630*	*4.331*	*.906*		
MF 18x1.5	1.50	84.69	.542 x .406	B	6HX	**EP13PAM18X1.5**	13.8	18.00	125.0	30.0	4	DIN/ANSI
		3.334					*.542*	*.709*	*4.921*	*1.181*		

C174 C157 E9 C154

Taraud coupant à entrée hélicoïdale CoroTap™ 200

Profil de filet : Métrique à pas fin

DIN 374

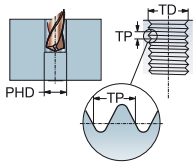

ULDR 2.5
SUBSTRATE HSS-E
COATING PVD FEN

M

							Dimensions, mm, pouce					
TDZ	TP	LU	CZC$_{MS}$	THCHT	TCTR	Référence de commande	DCON$_{MS}$	TD	LF	THL	NOF	BSG
MF 8x1	1.00	67.00	6.00 x 4.90	B	6H	E364M8X1.0	6.0	8.00	90.0	18.0	3	DIN 374
		2.638					*.236*	*.315*	*3.543*	*.709*		
MF 10x1	1.00	67.00	7.00 x 5.50	B	6H	E364M10X1.0	7.0	10.00	90.0	20.0	3	DIN 374
		2.638					*.276*	*.394*	*3.543*	*.787*		
MF 10x1.25	1.25	77.00	7.00 x 5.50	B	6H	E364M10X1.25	7.0	10.00	100.0	20.0	3	DIN 374
		3.032					*.276*	*.394*	*3.937*	*.787*		
MF 12x1	1.00	73.00	9.00 x 7.00	B	6H	E364M12X1.0	9.0	12.00	100.0	21.0	4	DIN 374
		2.874					*.354*	*.472*	*3.937*	*.827*		
MF 12x1.25	1.25	73.00	9.00 x 7.00	B	6H	E364M12X1.25	9.0	12.00	100.0	21.0	4	DIN 374
		2.874					*.354*	*.472*	*3.937*	*.827*		
MF 12x1.5	1.50	73.00	9.00 x 7.00	B	6H	E364M12X1.5	9.0	12.00	100.0	21.0	4	DIN 374
		2.874					*.354*	*.472*	*3.937*	*.827*		
MF 14x1.5	1.50	71.00	11.00 x 9.00	B	6H	E364M14X1.5	11.0	14.00	100.0	21.0	4	DIN 374
		2.795					*.433*	*.551*	*3.937*	*.827*		
MF 16x1.5	1.50	58.00	12.00 x 9.00	B	6H	E364M16X1.5	12.0	16.00	100.0	21.0	5	DIN 374
		2.283					*.472*	*.630*	*3.937*	*.827*		
MF 18x1.5	1.50	66.00	14.00 x 11.00	B	6H	E364M18X1.5	14.0	18.00	110.0	24.0	5	DIN 374
		2.598					*.551*	*.709*	*4.331*	*.945*		
MF 20x1.5	1.50	80.00	16.00 x 12.00	B	6H	E364M20X1.5	16.0	20.00	125.0	24.0	5	DIN 374
		3.150					*.630*	*.787*	*4.921*	*.945*		

C174 C157 E9 C154

SANDVIK Coromant

FRE

Taraud coupant à entrée hélicoïdale CoroTap™ 200

Profil de filet : Métrique à pas fin

DIN 371, DIN 374



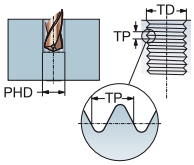

ULDR 2.0
SUBSTRATE HSS-E-PM
COATING PVD ALCRN

Pour les alliages de titane

							S	Dimensions, mm, pouce						
TDZ	TP	LU	CZC_{MS}	THCHT	TCTR	Référence de commande	D115	$DCON_{MS}$	TD	LF	THL	NOF	PHD	BSG
MF 6x0.75	0.75	23.00	6.00 x 4.90	B	6HX	T200-SM100DB-M6X075	★	6.0	6.00	80.0	15.0	3	5.3	DIN 371
		.906						*.236*	*.236*	*3.150*	*.591*		*.207*	
MF 8x0.75	0.75	29.50	8.00 x 6.20	B	6HX	T200-SM100DB-M8X075	★	8.0	8.00	90.0	18.0	3	7.3	DIN 371
		1.161						*.315*	*.315*	*3.543*	*.709*		*.285*	
MF 8x1	1.00	29.50	8.00 x 6.20	B	6HX	T200-SM100DB-M8X100	★	8.0	8.00	90.0	18.0	3	7.0	DIN 371
		1.161						*.315*	*.315*	*3.543*	*.709*		*.276*	
MF 10x1	1.00	33.50	10.00 x 8.00	B	6HX	T200-SM100DB-M10X100	★	10.0	10.00	100.0	20.0	3	9.0	DIN 371
		1.319						*.394*	*.394*	*3.937*	*.787*		*.354*	
MF 12x1	1.00	73.00	9.00 x 7.00	B	6HX	T200-SM100DB-M12X100	★	9.0	12.00	100.0	21.0	4	11.0	DIN 374
		2.874						*.354*	*.472*	*3.937*	*.827*		*.433*	
MF 12x1.5	1.50	73.00	9.00 x 7.00	B	6HX	T200-SM100DB-M12X150	★	9.0	12.00	100.0	21.0	4	10.5	DIN 374
		2.874						*.354*	*.472*	*3.937*	*.827*		*.413*	
MF 14x1.5	1.50	71.00	11.00 x 9.00	B	6HX	T200-SM100DB-M14X150	★	11.0	14.00	100.0	21.0	4	12.5	DIN 374
		2.795						*.433*	*.551*	*3.937*	*.827*		*.492*	

C174 C157 E9 E27 C154

Taraud coupant à entrée hélicoïdale CoroTap™ 200

Profil de filet : MJ

DIN 371



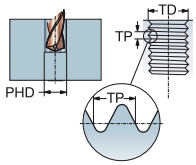

ULDR 2.0
SUBSTRATE HSS-E-PM
COATING PVD ALCRN

Pour les alliages de titane

TDZ	TP	LU	CZC_{MS}	THCHT	TCTR	Référence de commande	S / D115	$DCON_{MS}$	TD	LF	THL	NOF	PHD	BSG
								Dimensions, mm, pouce						
MJ 4	0.70	13.00	4.50 x 3.40	B	4H	T200-SM100DC-MJ4	★	4.5	4.00	63.0	13.0	3	3.3	DIN 371
		.512						*.177*	*.157*	*2.480*	*.512*		*.130*	
MJ 5	0.80	16.00	6.00 x 4.90	B	4H	T200-SM100DC-MJ5	★	6.0	5.00	70.0	16.0	3	4.2	DIN 371
		.630						*.236*	*.197*	*2.756*	*.630*		*.165*	
MJ 6	1.00	23.00	6.00 x 4.90	B	4H	T200-SM100DC-MJ6	★	6.0	6.00	80.0	15.0	3	5.0	DIN 371
		.906						*.236*	*.236*	*3.150*	*.591*		*.197*	
MJ 8	1.25	29.50	8.00 x 6.20	B	4H	T200-SM100DC-MJ8	★	8.0	8.00	90.0	18.0	3	6.8	DIN 371
		1.161						*.315*	*.315*	*3.543*	*.709*		*.268*	

C174 C157 E9 E27 C154

SANDVIK Coromant

FRE

Taraud coupant à entrée hélicoïdale CoroTap™ 200

Profil de filet : UNC

C-DIN/ANSI, DIN/ANSI

ULDR 2.5
SUBSTRATE HSS-E-PM
COATING PVD TIALN

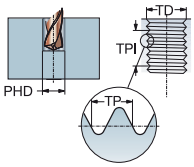

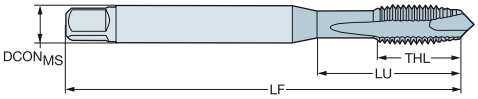

P
30–48 HRC

TDZ	TPI	LU	CZC_{MS}	THCHT	TCTR	Référence de commande	$DCON_{MS}$	TD	LF	THL	NOF	BSG
							Dimensions, mm, pouce					
UNC #4-40	40.00	11.90	.141 x .110	B	2B	E8744-40	3.6	2.84	56.0	11.9	3	C-DIN/ANSI
		.469					*.141*	*.112*	*2.205*	*.469*		
UNC #5-40	40.00	11.00	.141 x .110	B	2B	E8745-40	3.6	3.18	56.0	11.0	3	C-DIN/ANSI
		.433					*.141*	*.125*	*2.205*	*.433*		
UNC #6-32	32.00	13.90	.168 x .131	B	2B	E8746-32	4.3	3.51	63.0	13.9	3	C-DIN/ANSI
		.547					*.168*	*.138*	*2.480*	*.547*		
UNC #8-32	32.00	15.10	.194 x .152	B	2B	E8748-32	4.9	4.17	70.0	15.1	3	C-DIN/ANSI
		.594					*.194*	*.164*	*2.756*	*.594*		
UNC #10-24	24.00	17.00	.255 x .191	B	2B	E87410-24	6.5	4.83	80.0	17.0	3	C-DIN/ANSI
		.669					*.255*	*.190*	*3.150*	*.669*		
UNC 1/4-20	20.00	20.20	.318 x .238	B	2B	E8741/4	8.1	6.35	90.0	20.2	3	C-DIN/ANSI
		.795					*.318*	*.250*	*3.543*	*.795*		
UNC 5/16-18	18.00	20.00	.381 x .286	B	2B	E8745/16	9.7	7.94	100.0	22.8	3	C-DIN/ANSI
		.787					*.381*	*.313*	*3.937*	*.898*		
UNC 3/8-16	16.00	29.16	.381 x .286	B	2B	E8743/8	9.7	9.53	100.0	20.0	3	DIN/ANSI
		1.148					*.381*	*.375*	*3.937*	*.787*		
UNC 1/2-13	13.00	81.80	.367 x .275	B	2B	E8741/2	9.3	12.70	110.0	23.0	4	DIN/ANSI
		3.220					*.367*	*.500*	*4.331*	*.906*		
UNC 5/8-11	11.00	65.80	.480 x .360	B	2B	E8745/8	12.2	15.88	110.0	23.0	4	DIN/ANSI
		2.591					*.480*	*.625*	*4.331*	*.906*		
UNC 3/4-10	10.00	77.50	.590 x .442	B	2B	E8743/4	15.0	19.05	125.0	30.0	4	DIN/ANSI
		3.051					*.590*	*.750*	*4.921*	*1.181*		

C174 C157 E9 C154

Taraud coupant à entrée hélicoïdale CoroTap™ 200

Profil de filet : UNC

DIN/ANSI

ULDR 3.0
SUBSTRATE HSS-E-PM
COATING PVD TIALN

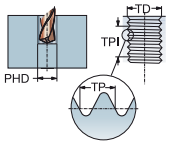

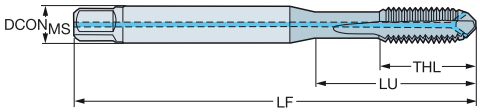

P
≤350HB

									Dimensions, mm, pouce					
TDZ	TPI	LU	CZC_{MS}	THCHT	TCTR	CNSC	CXSC	**Référence de commande**	$DCON_{MS}$	TD	LF	THL	NOF	BSG
UNC 1/4-20	20.00	24.59	.255 x .191	B	2BX	1	2	**EP29PA1/4**	6.5	6.35	80.0	15.0	3	DIN/ANSI
		.968							*.255*	*.250*	*3.150*	*.591*		
UNC 5/16-18	18.00	33.17	.318 x .238	B	2BX	1	2	**EP29PA5/16**	8.1	7.94	90.0	18.0	3	DIN/ANSI
		1.306							*.318*	*.313*	*3.543*	*.709*		
UNC 3/8-16	16.00	37.77	.381 x .286	B	2BX	1	2	**EP29PA3/8**	9.7	9.53	100.0	20.0	3	DIN/ANSI
		1.487							*.381*	*.375*	*3.937*	*.787*		
UNC 7/16-14	14.00	72.60	.323 x .242	B	2BX	1	2	**EP29PA7/16**	8.2	11.11	100.0	20.0	4	DIN/ANSI
		2.858							*.323*	*.438*	*3.937*	*.787*		
UNC 1/2-13	13.00	81.80	.367 x .275	B	2BX	1	2	**EP29PA1/2**	9.3	12.70	110.0	23.0	4	DIN/ANSI
		3.220							*.367*	*.500*	*4.331*	*.906*		
UNC 5/8-11	11.00	65.80	.480 x .360	B	2BX	1	2	**EP29PA5/8**	12.2	15.88	110.0	23.0	4	DIN/ANSI
		2.591							*.480*	*.625*	*4.331*	*.906*		
UNC 3/4-10	10.00	77.50	.590 x .442	B	2BX	1	2	**EP29PA3/4**	15.0	19.05	125.0	30.0	4	DIN/ANSI
		3.051							*.590*	*.750*	*4.921*	*1.181*		
UNC 7/8-9	9.00	90.90	.697 x .523	B	2BX	1	2	**EP29PA7/8**	17.7	22.23	140.0	34.0	4	DIN/ANSI
		3.579							*.697*	*.875*	*5.512*	*1.339*		
UNC 1"-8	8.00	95.40	.800 x .600	B	2BX	1	2	**EP29PA1**	20.3	25.40	160.0	36.0	4	DIN/ANSI
		3.756							*.800*	*1.000*	*6.299*	*1.417*		

CXSC 2 = Sortie radiale du liquide de coupe

C174 C157 E9 E28 C154

SANDVIK Coromant

FRE

Taraud coupant à entrée hélicoïdale CoroTap™ 200

Profil de filet : UNC

DIN/ANSI

ULDR 3.0
SUBSTRATE HSS-E-PM
COATING PVD TIALN

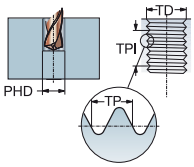

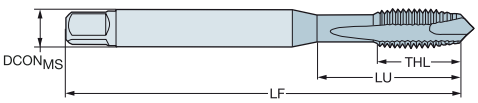

P
≤350HB

TCT	TDZ	TPI	LU	CZC_{MS}	THCHT	TCTR	Référence de commande	$DCON_{MS}$	TD	LF	THL	NOF	BSG
								Dimensions, mm, pouce					
H1	UNC #2-56	56.00	11.99	.141 x .110	B	2B	EP23PA2-56	3.6	2.18	45.0	7.0	2	DIN/ANSI
			.472					*.141*	*.086*	*1.772*	*.276*		
H2	UNC #4-40	40.00	16.97	.141 x .110	B	2B	EP23PA4-40	3.6	2.84	56.0	9.0	3	DIN/ANSI
			.668					*.141*	*.112*	*2.205*	*.354*		
H3	UNC #6-32	32.00	20.20	.141 x .110	B	2B	EP23PA6-32	3.6	3.51	56.0	11.0	3	DIN/ANSI
			.795					*.141*	*.138*	*2.205*	*.433*		
H3	UNC #8-32	32.00	21.18	.168 x .131	B	2B	EP23PA8-32	4.3	4.17	63.0	13.0	3	DIN/ANSI
			.834					*.168*	*.164*	*2.480*	*.512*		
H5	UNC #8-32	32.00	21.18	.168 x .131	B	2BX	EP23PA8-32H5	4.3	4.17	63.0	13.0	3	DIN/ANSI
			.834					*.168*	*.164*	*2.480*	*.512*		
H3	UNC #10-24	24.00	27.54	.194 x .152	B	2B	EP23PA10-24	4.9	4.83	70.0	14.0	3	DIN/ANSI
			1.084					*.194*	*.190*	*2.756*	*.551*		
H3	UNC 1/4-20	20.00	24.59	.255 x .191	B	3B	EP23PA1/4	6.5	6.35	80.0	15.0	3	DIN/ANSI
			.968					*.255*	*.250*	*3.150*	*.591*		
H5	UNC 1/4-20	20.00	24.59	.255 x .191	B	2B	EP23PA1/4H5	6.5	6.35	80.0	15.0	3	DIN/ANSI
			.968					*.255*	*.250*	*3.150*	*.591*		
H3	UNC 5/16-18	18.00	33.17	.318 x .238	B	3B	EP23PA5/16	8.1	7.94	90.0	18.0	3	DIN/ANSI
			1.306					*.318*	*.313*	*3.543*	*.709*		
H5	UNC 5/16-18	18.00	33.17	.318 x .238	B	2B	EP23PA5/16H5	8.1	7.94	90.0	18.0	3	DIN/ANSI
			1.306					*.318*	*.313*	*3.543*	*.709*		
H3	UNC 3/8-16	16.00	37.77	.381 x .286	B	3B	EP23PA3/8	9.7	9.53	100.0	20.0	3	DIN/ANSI
			1.487					*.381*	*.375*	*3.937*	*.787*		
H5	UNC 3/8-16	16.00	37.77	.381 x .286	B	2B	EP23PA3/8H5	9.7	9.53	100.0	20.0	3	DIN/ANSI
			1.487					*.381*	*.375*	*3.937*	*.787*		
H3	UNC 7/16-14	14.00	72.60	.323 x .242	B	3B	EP23PA7/16	8.2	11.11	100.0	20.0	4	DIN/ANSI
			2.858					*.323*	*.438*	*3.937*	*.787*		
H3	UNC 1/2-13	13.00	81.80	.367 x .275	B	3B	EP23PA1/2	9.3	12.70	110.0	23.0	4	DIN/ANSI
			3.220					*.367*	*.500*	*4.331*	*.906*		
H5	UNC 1/2-13	13.00	81.80	.367 x .275	B	2B	EP23PA1/2H5	9.3	12.70	110.0	23.0	4	DIN/ANSI
			3.220					*.367*	*.500*	*4.331*	*.906*		
H3	UNC 5/8-11	11.00	65.80	.480 x .360	B	3B	EP23PA5/8	12.2	15.88	110.0	23.0	4	DIN/ANSI
			2.591					*.480*	*.625*	*4.331*	*.906*		
H5	UNC 5/8-11	11.00	65.80	.480 x .360	B	2B	EP23PA5/8H5	12.2	15.88	110.0	23.0	4	DIN/ANSI
			2.591					*.480*	*.625*	*4.331*	*.906*		
H3	UNC 3/4-10	10.00	77.50	.590 x .442	B	3B	EP23PA3/4	15.0	19.05	125.0	30.0	4	DIN/ANSI
			3.051					*.590*	*.750*	*4.921*	*1.181*		
H5	UNC 3/4-10	10.00	77.50	.590 x .442	B	2B	EP23PA3/4H5	15.0	19.05	125.0	30.0	4	DIN/ANSI
			3.051					*.590*	*.750*	*4.921*	*1.181*		
H4	UNC 7/8-9	9.00	92.50	.697 x .523	B	3B	EP23PA7/8	17.7	22.23	140.0	34.0	4	DIN/ANSI
			3.642					*.697*	*.875*	*5.512*	*1.339*		
H4	UNC 1"-8	8.00	95.40	.800 x .600	B	3B	EP23PA1	20.3	25.40	160.0	36.0	4	DIN/ANSI
			3.756					*.800*	*1.000*	*6.299*	*1.417*		

C174 C157 E9 C154

Taraud coupant à entrée hélicoïdale CoroTap™ 200

Profil de filet : UNC

DIN/ANSI

ULDR 2.5
SUBSTRATE HSS-PM
COATING PVD TIALN+WCC

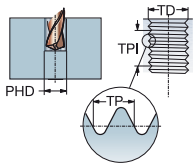

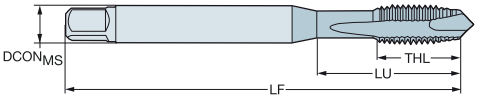

M

							Dimensions, mm, pouce					
TDZ	TPI	LU	CZC_{MS}	THCHT	TCTR	Référence de commande	$DCON_{MS}$	TD	LF	THL	NOF	BSG
UNC #4-40	40.00	15.47	.141 x .110	B	2B	E8724-40	3.6	2.84	56.0	9.0	3	DIN/ANSI
		.609					*.141*	*.112*	*2.205*	*.354*		
UNC #6-32	32.00	15.08	.141 x .110	B	2B	E8726-32	3.6	3.51	56.0	11.0	3	DIN/ANSI
		.594					*.141*	*.138*	*2.205*	*.433*		
UNC #8-32	32.00	16.58	.168 x .131	B	2B	E8728-32	4.3	4.17	63.0	13.0	3	DIN/ANSI
		.653					*.168*	*.164*	*2.480*	*.512*		
UNC #10-24	24.00	21.42	.194 x .152	B	2B	E87210-24	4.9	4.83	70.0	14.0	3	DIN/ANSI
		.843					*.194*	*.190*	*2.756*	*.551*		
UNC 1/4-20	20.00	25.59	.255 x .191	B	2B	E8721/4	6.5	6.35	80.0	15.0	3	DIN/ANSI
		1.007					*.255*	*.250*	*3.150*	*.591*		
UNC 5/16-18	18.00	30.20	.318 x .238	B	2B	E8725/16	8.1	7.94	90.0	18.0	3	DIN/ANSI
		1.189					*.318*	*.313*	*3.543*	*.709*		
UNC 3/8-16	16.00	32.80	.381 x .286	B	2B	E8723/8	9.7	9.53	100.0	20.0	3	DIN/ANSI
		1.292					*.381*	*.375*	*3.937*	*.787*		
UNC 7/16-14	14.00	72.60	.323 x .242	B	2B	E8727/16	8.2	11.11	100.0	20.0	4	DIN/ANSI
		2.858					*.323*	*.438*	*3.937*	*.787*		
UNC 1/2-13	13.00	81.80	.367 x .275	B	2B	E8721/2	9.3	12.70	110.0	23.0	4	DIN/ANSI
		3.220					*.367*	*.500*	*4.331*	*.906*		
UNC 3/4-10	10.00	77.50	.590 x .442	B	2B	E8723/4	15.0	19.05	125.0	30.0	4	DIN/ANSI
		3.051					*.590*	*.750*	*4.921*	*1.181*		

C174 C157 E9 C154

SANDVIK Coromant

FRE

Taraud coupant à entrée hélicoïdale CoroTap™ 200

Profil de filet : UNC

DIN/ANSI

ULDR 2.0
SUBSTRATE HSS-E-PM
COATING PVD TICN

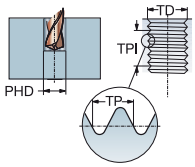

Pour les alliages à base nickel

							S	Dimensions, mm, pouce						
TDZ	TPI	LU	CZC_{MS}	THCHT	TCTR	Référence de commande	D115	$DCON_{MS}$	TD	LF	THL	NOF	PHD	BSG
UNC #4-40	40.00	14.20	.141 x .110	B	3BX	T200-SD100AE-4-40	★	3.6	2.84	55.9	14.2	3	2.4	DIN/ANSI
		.559						*.141*	*.112*	*2.202*	*.559*		*.093*	
UNC #6-32	32.00	17.50	.141 x .110	B	3BX	T200-SD100AE-6-32	★	3.6	3.51	55.3	17.5	3	2.9	DIN/ANSI
		.689						*.141*	*.138*	*2.176*	*.689*		*.112*	
UNC #8-32	32.00	20.80	.168 x .131	B	3BX	T200-SD100AE-8-32	★	4.3	4.17	62.6	20.8	3	3.5	DIN/ANSI
		.819						*.168*	*.164*	*2.466*	*.819*		*.138*	
UNC #10-24	24.00	24.10	.194 x .152	B	3BX	T200-SD100AE-10-24	★	4.9	4.83	69.7	24.1	3	3.9	DIN/ANSI
		.949						*.194*	*.190*	*2.744*	*.949*		*.154*	
UNC 1/4-20	20.00	31.80	.255 x .191	B	3BX	T200-SD100AE-1/4	★	6.5	6.35	79.0	31.8	3	5.1	DIN/ANSI
		1.252						*.255*	*.250*	*3.111*	*1.252*		*.201*	
UNC 5/16-18	18.00	39.70	.323 x .242	B	3BX	T200-SD100AE-5/16	★	8.2	7.94	89.1	39.7	3	6.6	DIN/ANSI
		1.563						*.323*	*.313*	*3.509*	*1.563*		*.260*	
UNC 3/8-16	16.00	47.60	.381 x .286	B	3BX	T200-SD100AE-3/8	★	9.7	9.53	99.2	47.6	3	8.0	DIN/ANSI
		1.874						*.381*	*.375*	*3.906*	*1.874*		*.315*	
UNC 7/16-14	14.00	72.60	.323 x .242	B	3BX	T200-SD100AE-7/16	★	8.2	11.11	100.0	20.0	4	9.4	DIN/ANSI
		2.858						*.323*	*.438*	*3.937*	*.787*		*.370*	
UNC 1/2-13	13.00	81.80	.367 x .275	B	3BX	T200-SD100AE-1/2	★	9.3	12.70	110.0	23.0	4	10.8	DIN/ANSI
		3.220						*.367*	*.500*	*4.331*	*.906*		*.425*	
UNC 5/8-11	11.00	65.80	.480 x .360	B	3BX	T200-SD100AE-5/8	★	12.2	15.88	110.0	23.0	4	13.5	DIN/ANSI
		2.591						*.480*	*.625*	*4.331*	*.906*		*.531*	
UNC 3/4-10	10.00	77.50	.590 x .442	B	3BX	T200-SD100AE-3/4	★	15.0	19.05	125.0	30.0	4	16.5	DIN/ANSI
		3.051						*.590*	*.750*	*4.921*	*1.181*		*.650*	

C174 C157 E9 E27 C154

Taraud coupant à entrée hélicoïdale CoroTap™ 200

Profil de filet : UNC

DIN/ANSI

ULDR 3.0
SUBSTRATE HSS-E-PM

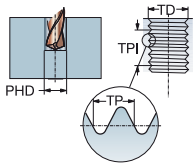

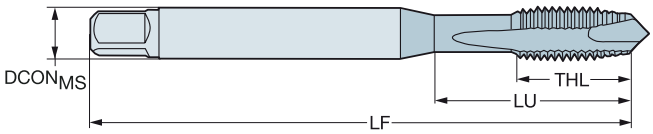

N

TDZ	TPI	LU	CZC$_{MS}$	THCHT	TCTR	Référence de commande	N / D150	Dimensions, mm, pouce DCON$_{MS}$	TD	LF	THL	NOF	PHD	BSG
UNC #4-40	40.00	15.47	.141 x .110	B	2B	T200-NM100AE-4-40	★	3.6	2.84	56.0	9.0	2	2.4	DIN/ANSI
		.609						*.141*	*.112*	*2.205*	*.354*		*.093*	
UNC #6-32	32.00	15.08	.141 x .110	B	2B	T200-NM100AE-6-32	★	3.6	3.51	56.0	11.0	2	2.9	DIN/ANSI
		.594						*.141*	*.138*	*2.205*	*.433*		*.112*	
UNC #8-32	32.00	16.58	.168 x .131	B	2B	T200-NM100AE-8-32	★	4.3	4.17	63.0	13.0	2	3.5	DIN/ANSI
		.653						*.168*	*.164*	*2.480*	*.512*		*.138*	
UNC #10-24	24.00	21.42	.194 x .152	B	2B	T200-NM100AE-10-24	★	4.9	4.83	70.0	14.0	2	3.9	DIN/ANSI
		.843						*.194*	*.190*	*2.756*	*.551*		*.154*	
UNC 1/4-20	20.00	25.59	.255 x .191	B	2B	T200-NM100AE-1/4	★	6.5	6.35	80.0	15.0	3	5.1	DIN/ANSI
		1.007						*.255*	*.250*	*3.150*	*.591*		*.201*	
UNC 5/16-18	18.00	30.20	.318 x .238	B	2B	T200-NM100AE-5/16	★	8.1	7.94	90.0	18.0	3	6.6	DIN/ANSI
		1.189						*.318*	*.313*	*3.543*	*.709*		*.260*	
UNC 7/16-14	14.00	72.60	.323 x .242	B	2B	T200-NM100AE-7/16	★	8.2	11.11	100.0	20.0	3	9.4	DIN/ANSI
		2.858						*.323*	*.438*	*3.937*	*.787*		*.370*	
UNC 1/2-13	13.00	81.80	.367 x .275	B	2B	T200-NM100AE-1/2	★	9.3	12.70	110.0	23.0	3	10.8	DIN/ANSI
		3.220						*.367*	*.500*	*4.331*	*.906*		*.425*	

Profil de filet : UNF

DIN/ANSI

TDZ	TPI	LU	CZC$_{MS}$	THCHT	TCTR	Référence de commande	N / D150	Dimensions, mm, pouce DCON$_{MS}$	TD	LF	THL	NOF	PHD	BSG
UNF #10-32	32.00	21.42	.194 x .152	B	2B	T200-NM100AF-10-32	★	4.9	4.83	70.0	14.0	2	4.1	DIN/ANSI
		.843						*.194*	*.190*	*2.756*	*.551*		*.161*	
UNF 1/4-28	28.00	25.59	.255 x .191	B	2B	T200-NM100AF-1/4	★	6.5	6.35	80.0	15.0	3	5.5	DIN/ANSI
		1.007						*.255*	*.250*	*3.150*	*.591*		*.217*	

C174 C157 E9 E27 C154

SANDVIK Coromant

FRE

Taraud coupant à entrée hélicoïdale CoroTap™ 200

Profil de filet : UNF

DIN/ANSI

ULDR 2.5
SUBSTRATE HSS-PM
COATING PVD TIALN+WCC

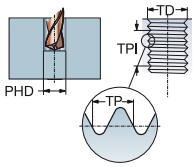

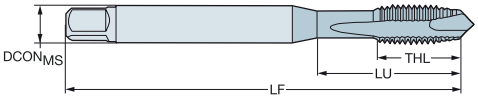

M

TDZ	TPI	LU	CZC$_{MS}$	THCHT	TCTR	Référence de commande	Dimensions, mm, pouce DCON$_{MS}$	TD	LF	THL	NOF	BSG
UNF #10-32	32.00	21.42	.194 x .152	B	2B	**E87310-32**	4.9	4.83	70.0	14.0	3	DIN/ANSI
		.843					*.194*	*.190*	*2.756*	*.551*		
UNF 1/4-28	28.00	25.59	.255 x .191	B	2B	**E8731/4**	6.5	6.35	80.0	15.0	3	DIN/ANSI
		1.007					*.255*	*.250*	*3.150*	*.591*		
UNF 5/16-24	24.00	30.20	.318 x .238	B	2B	**E8735/16**	8.1	7.94	90.0	18.0	3	DIN/ANSI
		1.189					*.318*	*.313*	*3.543*	*.709*		
UNF 3/8-24	24.00	32.80	.381 x .286	B	2B	**E8733/8**	9.7	9.53	100.0	20.0	3	DIN/ANSI
		1.292					*.381*	*.375*	*3.937*	*.787*		
UNF 7/16-20	20.00	72.60	.323 x .242	B	2B	**E8737/16**	8.2	11.11	100.0	20.0	4	DIN/ANSI
		2.858					*.323*	*.438*	*3.937*	*.787*		
UNF 1/2-20	20.00	81.80	.367 x .275	B	2B	**E8731/2**	9.3	12.70	110.0	23.0	4	DIN/ANSI
		3.220					*.367*	*.500*	*4.331*	*.906*		
UNF 5/8-18	18.00	65.80	.480 x .360	B	2B	**E8735/8**	12.2	15.88	110.0	23.0	4	DIN/ANSI
		2.591					*.480*	*.625*	*4.331*	*.906*		
UNF 7/8-14	14.00	90.90	.697 x .523	B	2B	**E8737/8**	17.7	22.23	140.0	34.0	4	DIN/ANSI
		3.579					*.697*	*.875*	*5.512*	*1.339*		

C174 C157 E9 C154

Taraud coupant à entrée hélicoïdale CoroTap™ 200

Profil de filet : UNF

DIN/ANSI

ULDR 2.0
SUBSTRATE HSS-E-PM
COATING PVD TICN

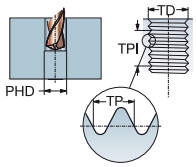

Pour les alliages à base nickel

TDZ	TPI	LU	CZC_{MS}	THCHT	TCTR	Référence de commande	S / D115	Dimensions, mm, pouce: $DCON_{MS}$	TD	LF	THL	NOF	PHD	BSG
UNF #4-48	48.00	14.20	.141 x .110	B	3BX	T200-SD100AF-4-48	★	3.6	2.84	55.9	14.2	3	2.4	DIN/ANSI
		.559						*.141*	*.112*	*2.202*	*.559*		*.094*	
UNF #6-40	40.00	17.50	.141 x .110	B	3BX	T200-SD100AF-6-40	★	3.6	3.51	55.3	17.5	3	3.0	DIN/ANSI
		.689						*.141*	*.138*	*2.176*	*.689*		*.116*	
UNF #8-36	36.00	20.80	.168 x .131	B	3BX	T200-SD100AF-8-36	★	4.3	4.17	62.6	20.8	3	3.5	DIN/ANSI
		.819						*.168*	*.164*	*2.466*	*.819*		*.138*	
UNF #10-32	32.00	24.10	.194 x .152	B	3BX	T200-SD100AF-10-32	★	4.9	4.83	69.7	24.1	3	4.1	DIN/ANSI
		.949						*.194*	*.190*	*2.744*	*.949*		*.161*	
UNF 1/4-28	28.00	31.80	.255 x .191	B	3BX	T200-SD100AF-1/4	★	6.5	6.35	79.0	31.8	3	5.5	DIN/ANSI
		1.252						*.255*	*.250*	*3.111*	*1.252*		*.217*	
UNF 5/16-24	24.00	39.70	.318 x .238	B	3BX	T200-SD100AF-5/16	★	8.1	7.94	89.1	39.7	3	6.9	DIN/ANSI
		1.563						*.318*	*.313*	*3.509*	*1.563*		*.272*	
UNF 3/8-24	24.00	47.60	.381 x .286	B	3BX	T200-SD100AF-3/8	★	9.7	9.53	99.2	47.6	3	8.5	DIN/ANSI
		1.874						*.381*	*.375*	*3.906*	*1.874*		*.335*	
UNF 7/16-20	20.00	72.60	.323 x .242	B	3BX	T200-SD100AF-7/16	★	8.2	11.11	100.0	20.0	4	9.9	DIN/ANSI
		2.858						*.323*	*.438*	*3.937*	*.787*		*.390*	
UNF 1/2-20	20.00	81.80	.367 x .275	B	3BX	T200-SD100AF-1/2	★	9.3	12.70	110.0	23.0	4	11.5	DIN/ANSI
		3.220						*.367*	*.500*	*4.331*	*.906*		*.453*	
UNF 5/8-18	18.00	65.80	.480 x .360	B	3BX	T200-SD100AF-5/8	★	12.2	15.88	110.0	23.0	4	14.5	DIN/ANSI
		2.591						*.480*	*.625*	*4.331*	*.906*		*.571*	
UNF 3/4-16	16.00	77.50	.590 x .442	B	3BX	T200-SD100AF-3/4	★	15.0	19.05	125.0	30.0	4	17.5	DIN/ANSI
		3.051						*.590*	*.750*	*4.921*	*1.181*		*.689*	

C174 C157 E9 E27 C154

FRE

Taraud coupant à entrée hélicoïdale CoroTap™ 200

Profil de filet : UNJC

DIN/ANSI

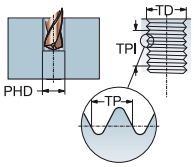

ULDR 2.0
SUBSTRATE HSS-E-PM
COATING PVD TICN

Pour les alliages à base nickel

TDZ	TPI	LU	CZC_{MS}	THCHT	TCTR	Référence de commande	S / D115	Dimensions, mm, pouce $DCON_{MS}$	TD	LF	THL	NOF	PHD	BSG
UNJC #4-40	40.00	14.20	.141 x .110	B	3BX	T200-SD100AH-4-40	★	3.6	2.84	55.9	14.2	3	2.4	DIN/ANSI
		.559						*.141*	*.112*	*2.202*	*.559*		*.093*	
UNJC #6-32	32.00	17.50	.141 x .110	B	3BX	T200-SD100AH-6-32	★	3.6	3.51	55.3	17.5	3	2.9	DIN/ANSI
		.689						*.141*	*.138*	*2.176*	*.689*		*.112*	
UNJC #8-32	32.00	20.80	.168 x .131	B	3BX	T200-SD100AH-8-32	★	4.3	4.17	62.6	20.8	3	3.5	DIN/ANSI
		.819						*.168*	*.164*	*2.466*	*.819*		*.138*	

C174 C157 E9 E27 C154

Taraud coupant à entrée hélicoïdale CoroTap™ 200

Profil de filet : UNJF

DIN 2184-1, DIN/ANSI



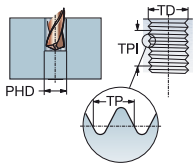

ULDR 2.0
SUBSTRATE HSS-E-PM
COATING PVD ALCRN

Pour les alliages de titane

TDZ	TPI	LU	CZC$_{MS}$	THCHT	TCTR	Référence de commande	S / D115	DCON$_{MS}$	TD	LF	THL	NOF	PHD	BSG
								Dimensions, mm, pouce						
UNJF #10-32	32.00	16.00	6.00 x 4.90	B	3B	T200-SM100DI-10-32	★	6.0	4.83	70.0	16.0	3	4.1	DIN 2184-1
		.630						*.236*	*.190*	*2.756*	*.630*		*.161*	
UNJF 1/4-28	28.00	25.00	7.00 x 5.50	B	3B	T200-SM100DI-1/4	★	7.0	6.35	80.0	15.0	3	5.5	DIN 2184-1
		.984						*.276*	*.250*	*3.150*	*.591*		*.217*	
UNJF 5/16-24	24.00	29.50	8.00 x 6.20	B	3B	T200-SM100DI-5/16	★	8.0	7.94	90.0	18.0	3	6.9	DIN 2184-1
		1.161						*.315*	*.313*	*3.543*	*.709*		*.272*	
UNJF 3/8-24	24.00	33.50	10.00 x 8.00	B	3B	T200-SM100DI-3/8	★	10.0	9.53	100.0	20.0	3	8.5	DIN 2184-1
		1.319						*.394*	*.375*	*3.937*	*.787*		*.335*	

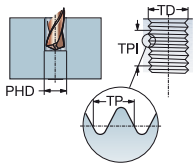

ULDR 2.0
SUBSTRATE HSS-E-PM
COATING PVD TICN

Pour les alliages à base nickel

TDZ	TPI	LU	CZC$_{MS}$	THCHT	TCTR	Référence de commande	S / D115	DCON$_{MS}$	TD	LF	THL	NOF	PHD	BSG
								Dimensions, mm, pouce						
UNJF #10-32	32.00	24.10	.194 x .152	B	3BX	T200-SD100AI-10-32	★	4.9	4.83	69.7	24.1	3	4.1	DIN/ANSI
		.949						*.194*	*.190*	*2.744*	*.949*		*.161*	
UNJF 1/4-28	28.00	31.80	.255 x .191	B	3BX	T200-SD100AI-1/4	★	6.5	6.35	79.0	31.8	3	5.5	DIN/ANSI
		1.252						*.255*	*.250*	*3.111*	*1.252*		*.217*	
UNJF 5/16-24	24.00	39.70	.323 x .242	B	3BX	T200-SD100AI-5/16	★	8.2	7.94	89.1	39.7	3	6.9	DIN/ANSI
		1.563						*.323*	*.313*	*3.509*	*1.563*		*.272*	
UNJF 3/8-24	24.00	47.60	.381 x .286	B	3BX	T200-SD100AI-3/8	★	9.7	9.53	99.2	47.6	3	8.5	DIN/ANSI
		1.874						*.381*	*.375*	*3.906*	*1.874*		*.335*	
UNJF 7/16-20	20.00	72.60	.323 x .242	B	3BX	T200-SD100AI-7/16	★	8.2	11.11	100.0	20.0	4	9.9	DIN/ANSI
		2.858						*.323*	*.438*	*3.937*	*.787*		*.390*	
UNJF 1/2-20	20.00	81.80	.367 x .275	B	3BX	T200-SD100AI-1/2	★	9.3	12.70	110.0	23.0	4	11.5	DIN/ANSI
		3.220						*.367*	*.500*	*4.331*	*.906*		*.453*	

C174 C157 E9 E27 C154

SANDVIK Coromant

CoroTap™ 300

O C

Applications

- Adaptés aux trous borgnes
- Nombreux profils et normes de filets
- Profondeurs jusqu'à 3 x diamètre

Caractéristiques et avantages

- La conception des goujures hélicoïdales assure un angle de coupe constant et un process régulier
- Chanfrein arrière, utilisé sur les tarauds avec un grand angle d'hélice, pour réduire le couple et l'écaillage
- Les tarauds avec un grand angle d'hélice donnent une excellente évacuation des copeaux et permettent d'usiner des filets jusqu'à 3 x le diamètre dans les trous non débouchants
- Les tarauds avec un petit angle d'hélice ont des arêtes résistantes ; ils conviennent aux matières tenaces et produisent des copeaux courts dans les trous borgnes
- Tarauds acier rapide élaborés par métallurgie des poudres pour plus de résistance à l'usure et pour une durée de vie plus longue
- Tarauds carbure monobloc avec une longue durée de vie et une productivité élevée

- Tarauds à entrée hélicoïdale rectifiée
- Les goujures hélicoïdales permettent d'évacuer les copeaux
- Meilleure option pour les trous non débouchants
- Différents angles d'hélice pour différentes applications
- Les goujures servent à la foi à l'acheminement du liquide de coupe et à l'évacuation des copeaux
- Différentes profondeurs de filetage en fonction de l'application et de la géométrie

www.sandvik.coromant.com/corotap300

Pour CoroChuck™ 970, voir le catalogue Outils Rotatifs.

Taraud coupant CoroTap™ 300 à goujures hélicoïdales

Profil de filet : Métrique

C-DIN 371, DIN 371, DIN 376

ULDR 1.5
FHA 15°
SUBSTRATE HSS-E-PM
COATING PVD TIALN

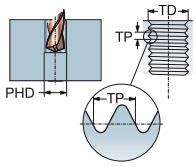

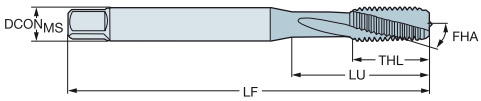

P
30-48 HRC

Dimensions, mm, pouce

TDZ	TP	LU	CZC$_{MS}$	THCHT	TCTR	Référence de commande	DCON$_{MS}$	TD	LF	THL	NOF	BSG
M 3	0.50	12.00	4.50 x 3.40	C	6H	E314M3	4.5	3.00	63.0	12.0	3	C-DIN 371
		.472					*.177*	*.118*	*2.480*	*.472*		
M 4	0.70	13.00	6.00 x 4.90	C	6H	E314M4	6.0	4.00	70.0	13.0	3	C-DIN 371
		.512					*.236*	*.157*	*2.756*	*.512*		
M 5	0.80	15.00	6.00 x 4.90	C	6H	E314M5	6.0	5.00	80.0	15.0	3	C-DIN 371
		.591					*.236*	*.197*	*3.150*	*.591*		
M 6	1.00	18.00	8.00 x 6.20	C	6H	E314M6	8.0	6.00	90.0	18.0	3	C-DIN 371
		.709					*.315*	*.236*	*3.543*	*.709*		
M 8	1.25	20.00	10.00 x 8.00	C	6H	E314M8	10.0	8.00	100.0	20.0	3	C-DIN 371
		.787					*.394*	*.315*	*3.937*	*.787*		
M 10	1.50	39.00	10.00 x 8.00	C	6H	E314M10	10.0	10.00	100.0	20.0	3	DIN 371
		1.535					*.394*	*.394*	*3.937*	*.787*		
M 12	1.75	83.00	9.00 x 7.00	C	6H	E316M12	9.0	12.00	110.0	23.0	4	DIN 376
		3.268					*.354*	*.472*	*4.331*	*.906*		
M 14	2.00	81.00	11.00 x 9.00	C	6H	E316M14	11.0	14.00	110.0	25.0	4	DIN 376
		3.189					*.433*	*.551*	*4.331*	*.984*		
M 16	2.00	68.00	12.00 x 9.00	C	6H	E316M16	12.0	16.00	110.0	25.0	4	DIN 376
		2.677					*.472*	*.630*	*4.331*	*.984*		
M 20	2.50	95.00	16.00 x 12.00	C	6H	E316M20	16.0	20.00	140.0	30.0	4	DIN 376
		3.740					*.630*	*.787*	*5.512*	*1.181*		

C177 C157 E9 C154

FRE

Taraud coupant CoroTap™ 300 à goujures hélicoïdales

Profil de filet : Métrique

DIN/ANSI

ULDR	1.5
FHA	15°
SUBSTRATE	HSS-E-PM
COATING	PVD TIALN

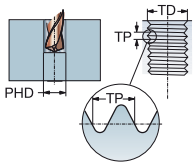

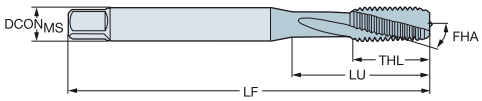

P
30-48 HRC

							Dimensions, mm, pouce					
TDZ	TP	LU	CZC_{MS}	THCHT	TCTR	Référence de commande	$DCON_{MS}$	TD	LF	THL	NOF	BSG
M 3	0.50	13.00	.168 x .131	C	6H	E864M3	4.3	3.00	63.0	14.7	3	DIN/ANSI
		.512					*.168*	*.118*	*2.480*	*.579*		
M 4	0.70	15.10	.194 x .152	C	6H	E864M4	4.9	4.00	70.0	15.1	3	DIN/ANSI
		.594					*.194*	*.157*	*2.756*	*.594*		
M 5	0.80	17.00	.255 x .191	C	6H	E864M5	6.5	5.00	80.0	17.0	3	DIN/ANSI
		.669					*.255*	*.197*	*3.150*	*.669*		
M 6	1.00	20.20	.318 x .238	C	6H	E864M6	8.1	6.00	90.0	20.2	3	DIN/ANSI
		.795					*.318*	*.236*	*3.543*	*.795*		
M 8	1.25	20.00	.381 x .286	C	6H	E864M8	9.7	8.00	100.0	22.8	3	DIN/ANSI
		.787					*.381*	*.315*	*3.937*	*.898*		
M 10	1.50	37.80	.381 x .286	C	6H	E864M10	9.7	10.00	100.0	20.0	3	DIN/ANSI
		1.488					*.381*	*.394*	*3.937*	*.787*		
M 12	1.75	86.02	.367 x .275	C	6H	E864M12	9.3	12.00	110.0	23.0	4	DIN/ANSI
		3.386					*.367*	*.472*	*4.331*	*.906*		
M 14	2.00	84.82	.429 x .322	C	6H	E864M14	10.9	14.00	110.0	23.0	4	DIN/ANSI
		3.339					*.429*	*.551*	*4.331*	*.906*		
M 16	2.00	70.86	.480 x .360	C	6H	E864M16	12.2	16.00	110.0	23.0	4	DIN/ANSI
		2.790					*.480*	*.630*	*4.331*	*.906*		
M 18	2.50	84.69	.542 x .406	C	6H	E864M18	13.8	18.00	125.0	30.0	4	DIN/ANSI
		3.334					*.542*	*.709*	*4.921*	*1.181*		
M 20	2.50	97.58	.652 x .489	C	6H	E864M20	16.6	20.00	140.0	30.0	4	DIN/ANSI
		3.842					*.652*	*.787*	*5.512*	*1.181*		

C177 C157 E9 C154

Taraud coupant CoroTap™ 300 à goujures hélicoïdales

Profil de filet : Métrique

DIN 371, DIN 376

ULDR	3.0
FHA	48°
SUBSTRATE	HSS-E-PM
COATING	PVD TIALN

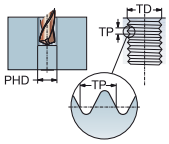

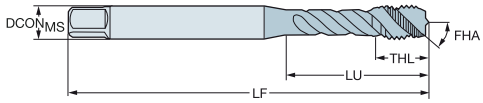

P
≤350HB

							Dimensions, mm, pouce					
TDZ	TP	LU	CZC_{MS}	THCHT	TCTR	Référence de commande	$DCON_{MS}$	TD	LF	THL	NOF	BSG
M 1.6	0.35	20.00	2.50 x 2.10	C	6HX	EX03PM1.6	2.5	1.60	40.0	6.0	2	DIN 371
		.787					*.098*	*.063*	*1.575*	*.236*		
M 2	0.40	9.00	2.80 x 2.10	C	6HX	EX03PM2	2.8	2.00	45.0	4.0	3	DIN 371
		.354					*.110*	*.079*	*1.772*	*.157*		
M 2.3	0.40	12.00	2.80 x 2.10	C	6HX	EX03PM2.3	2.8	2.30	45.0	4.0	3	DIN 371
		.472					*.110*	*.091*	*1.772*	*.157*		
M 2.5	0.45	12.50	2.80 x 2.10	C	6HX	EX03PM2.5	2.8	2.50	50.0	4.0	3	DIN 371
		.492					*.110*	*.098*	*1.969*	*.157*		
M 2.6	0.45	12.50	2.80 x 2.10	C	6HX	EX03PM2.6	2.8	2.60	50.0	4.0	3	DIN 371
		.492					*.110*	*.102*	*1.969*	*.157*		
M 3	0.50	18.00	3.50 x 2.70	C	6HX	EX03PM3	3.5	3.00	56.0	5.9	3	DIN 371
		.709					*.138*	*.118*	*2.205*	*.232*		
M 3.5	0.60	20.00	4.00 x 3.00	C	6HX	EX03PM3.5	4.0	3.50	56.0	7.0	3	DIN 371
		.787					*.157*	*.138*	*2.205*	*.276*		
M 4	0.70	21.00	4.50 x 3.40	C	6HX	EX03PM4	4.5	4.00	63.0	6.7	3	DIN 371
		.827					*.177*	*.157*	*2.480*	*.264*		
M 5	0.80	25.00	6.00 x 4.90	C	6HX	EX03PM5	6.0	5.00	70.0	7.7	3	DIN 371
		.984					*.236*	*.197*	*2.756*	*.303*		
M 5	0.80	49.00	3.50 x 2.70	C	6HX	EX03PM5DIN376	3.5	5.00	70.0	8.0	3	DIN 376
		1.929					*.138*	*.197*	*2.756*	*.315*		
M 6	1.00	30.00	6.00 x 4.90	C	6HX	EX03PM6	6.0	6.00	80.0	10.0	3	DIN 371
		1.181					*.236*	*.236*	*3.150*	*.394*		
M 6	1.00	59.00	4.50 x 3.40	C	6HX	EX03PM6DIN376	4.5	6.00	80.0	10.0	3	DIN 376
		2.323					*.177*	*.236*	*3.150*	*.394*		
M 7	1.00	31.00	7.00 x 5.50	C	6HX	EX03PM7	7.0	7.00	80.0	10.0	3	DIN 371
		1.220					*.276*	*.276*	*3.150*	*.394*		
M 8	1.25	35.00	8.00 x 6.20	C	6HX	EX03PM8	8.0	8.00	90.0	11.6	3	DIN 371
		1.378					*.315*	*.315*	*3.543*	*.457*		
M 8	1.25	67.00	6.00 x 4.90	C	6HX	EX03PM8DIN376	6.0	8.00	90.0	13.0	3	DIN 376
		2.638					*.236*	*.315*	*3.543*	*.512*		
M 10	1.50	39.00	10.00 x 8.00	C	6HX	EX03PM10	10.0	10.00	100.0	15.1	3	DIN 371
		1.535					*.394*	*.394*	*3.937*	*.594*		
M 10	1.50	77.00	7.00 x 5.50	C	6HX	EX03PM10DIN376	7.0	10.00	100.0	15.0	3	DIN 376
		3.032					*.276*	*.394*	*3.937*	*.591*		
M 12	1.75	83.00	9.00 x 7.00	C	6HX	EX03PM12	9.0	12.00	110.0	16.0	3	DIN 376
		3.268					*.354*	*.472*	*4.331*	*.630*		
M 14	2.00	81.00	11.00 x 9.00	C	6HX	EX03PM14	11.0	14.00	110.0	20.0	3	DIN 376
		3.189					*.433*	*.551*	*4.331*	*.787*		
M 16	2.00	68.00	12.00 x 9.00	C	6HX	EX03PM16	12.0	16.00	110.0	20.0	4	DIN 376
		2.677					*.472*	*.630*	*4.331*	*.787*		
M 18	2.50	81.00	14.00 x 11.00	C	6HX	EX03PM18	14.0	18.00	125.0	25.0	4	DIN 376
		3.189					*.551*	*.709*	*4.921*	*.984*		
M 20	2.50	95.00	16.00 x 12.00	C	6HX	EX03PM20	16.0	20.00	140.0	25.0	4	DIN 376
		3.740					*.630*	*.787*	*5.512*	*.984*		
M 22	2.50	93.00	18.00 x 14.50	C	6HX	EX03PM22	18.0	22.00	140.0	25.0	4	DIN 376
		3.661					*.709*	*.866*	*5.512*	*.984*		
M 24	3.00	113.00	18.00 x 14.50	C	6HX	EX03PM24	18.0	24.00	160.0	30.0	4	DIN 376
		4.449					*.709*	*.945*	*6.299*	*1.181*		
M 27	3.00	97.00	20.00 x 16.00	C	6HX	EX03PM27	20.0	27.00	160.0	30.0	4	DIN 376
		3.819					*.787*	*1.063*	*6.299*	*1.181*		
M 30	3.50	115.00	22.00 x 18.00	C	6HX	EX03PM30	22.0	30.00	180.0	36.0	4	DIN 376
		4.528					*.866*	*1.181*	*7.087*	*1.417*		

C177 C157 E9 C154

FRE

Taraud coupant CoroTap™ 300 à goujures hélicoïdales

Profil de filet : Métrique

DIN 371, DIN 376

ULDR 3.0
FHA 48°
SUBSTRATE HSS-E-PM
COATING PVD TIALN

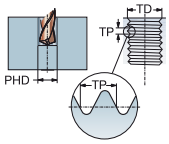

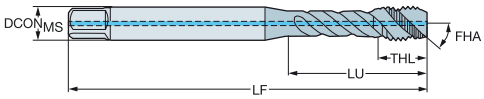

P
≤350HB

									Dimensions, mm, pouce					
TDZ	TP	LU	CZC_{MS}	THCHT	TCTR	CNSC	CXSC	Référence de commande	$DCON_{MS}$	TD	LF	THL	NOF	BSG
M 4	0.70	21.00	4.50 x 3.40	C	6HX	1	1	EX09PM4	4.5	4.00	63.0	6.7	3	DIN 371
		.827							*.177*	*.157*	*2.480*	*.264*		
M 5	0.80	25.00	6.00 x 4.90	C	6HX	1	1	EX09PM5	6.0	5.00	70.0	7.7	3	DIN 371
		.984							*.236*	*.197*	*2.756*	*.303*		
M 6	1.00	31.00	6.00 x 4.90	C	6HX	1	1	EX09PM6	6.0	6.00	80.0	10.0	3	DIN 371
		1.220							*.236*	*.236*	*3.150*	*.394*		
M 7	1.00	31.00	7.00 x 5.50	C	6HX	1	1	EX09PM7	7.0	7.00	80.0	10.0	3	DIN 371
		1.220							*.276*	*.276*	*3.150*	*.394*		
M 8	1.25	35.00	8.00 x 6.20	C	6HX	1	1	EX09PM8	8.0	8.00	90.0	11.6	3	DIN 371
		1.378							*.315*	*.315*	*3.543*	*.457*		
M 10	1.50	39.00	10.00 x 8.00	C	6HX	1	1	EX09PM10	10.0	10.00	100.0	15.1	3	DIN 371
		1.535							*.394*	*.394*	*3.937*	*.594*		
M 12	1.75	83.00	9.00 x 7.00	C	6HX	1	1	EX09PM12	9.0	12.00	110.0	16.0	3	DIN 376
		3.268							*.354*	*.472*	*4.331*	*.630*		
M 14	2.00	81.00	11.00 x 9.00	C	6HX	1	1	EX09PM14	11.0	14.00	110.0	20.0	3	DIN 376
		3.189							*.433*	*.551*	*4.331*	*.787*		
M 16	2.00	68.00	12.00 x 9.00	C	6HX	1	1	EX09PM16	12.0	16.00	110.0	20.0	4	DIN 376
		2.677							*.472*	*.630*	*4.331*	*.787*		
M 18	2.50	81.00	14.00 x 11.00	C	6HX	1	1	EX09PM18	14.0	18.00	125.0	25.0	4	DIN 376
		3.189							*.551*	*.709*	*4.921*	*.984*		
M 20	2.50	95.00	16.00 x 12.00	C	6HX	1	1	EX09PM20	16.0	20.00	140.0	25.0	4	DIN 376
		3.740							*.630*	*.787*	*5.512*	*.984*		
M 22	2.50	93.00	18.00 x 14.50	C	6HX	1	1	EX09PM22	18.0	22.00	140.0	25.0	4	DIN 376
		3.661							*.709*	*.866*	*5.512*	*.984*		
M 24	3.00	113.00	18.00 x 14.50	C	6HX	1	1	EX09PM24	18.0	24.00	160.0	30.0	4	DIN 376
		4.449							*.709*	*.945*	*6.299*	*1.181*		
M 27	3.00	97.00	20.00 x 16.00	C	6HX	1	1	EX09PM27	20.0	27.00	160.0	30.0	4	DIN 376
		3.819							*.787*	*1.063*	*6.299*	*1.181*		
M 30	3.50	115.00	22.00 x 18.00	C	6HX	1	1	EX09PM30	22.0	30.00	180.0	36.0	4	DIN 376
		4.528							*.866*	*1.181*	*7.087*	*1.417*		

CXSC 1 = Sortie axiale concentrique du liquide de coupe

C177 C157 E9 E28 C154

Taraud coupant CoroTap™ 300 à goujures hélicoïdales

Profil de filet : Métrique

DIN/ANSI

ULDR 3.0
FHA 48°
SUBSTRATE HSS-E-PM
COATING PVD TIALN

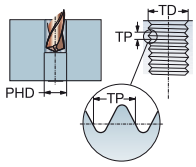

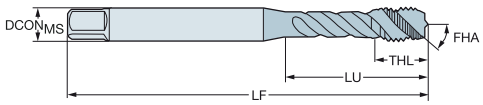

P
≤350HB

							Dimensions, mm, pouce					
TDZ	TP	LU	CZC_{MS}	THCHT	TCTR	Référence de commande	$DCON_{MS}$	TD	LF	THL	NOF	BSG
M 3	0.50	15.88	.141 x .110	C	6HX	EX03PAM3	3.6	3.00	56.0	6.0	3	DIN/ANSI
		.625					.141	.118	2.205	.236		
M 4	0.70	16.58	.168 x .131	C	6HX	EX03PAM4	4.3	4.00	63.0	7.0	3	DIN/ANSI
		.653					.168	.157	2.480	.276		
M 5	0.80	21.42	.194 x .152	C	6HX	EX03PAM5	4.9	5.00	70.0	8.0	3	DIN/ANSI
		.843					.194	.197	2.756	.315		
M 6	1.00	25.59	.255 x .191	C	6HX	EX03PAM6	6.5	6.00	80.0	10.0	3	DIN/ANSI
		1.007					.255	.236	3.150	.394		
M 8	1.25	30.20	.318 x .238	C	6HX	EX03PAM8	8.1	8.00	90.0	12.0	3	DIN/ANSI
		1.189					.318	.315	3.543	.472		
M 10	1.50	37.77	.381 x .286	C	6HX	EX03PAM10	9.7	10.00	100.0	15.0	3	DIN/ANSI
		1.487					.381	.394	3.937	.591		
M 12	1.75	86.02	.367 x .275	C	6HX	EX03PAM12	9.3	12.00	110.0	18.0	3	DIN/ANSI
		3.386					.367	.472	4.331	.709		
M 14	2.00	84.82	.429 x .322	C	6HX	EX03PAM14	10.9	14.00	110.0	20.0	3	DIN/ANSI
		3.339					.429	.551	4.331	.787		
M 16	2.00	70.86	.480 x .360	C	6HX	EX03PAM16	12.2	16.00	110.0	23.0	4	DIN/ANSI
		2.790					.480	.630	4.331	.906		
M 18	2.50	84.69	.542 x .406	C	6HX	EX03PAM18	13.8	18.00	125.0	30.0	4	DIN/ANSI
		3.334					.542	.709	4.921	1.181		
M 20	2.50	97.58	.652 x .489	C	6HX	EX03PAM20	16.6	20.00	140.0	30.0	4	DIN/ANSI
		3.842					.652	.787	5.512	1.181		
M 24	3.00	101.60	.760 x .570	C	6HX	EX03PAM24	19.3	24.00	160.0	30.0	4	DIN/ANSI
		4.000					.760	.945	6.299	1.181		

C177 C157 E9 C154

FRE

Taraud coupant CoroTap™ 300 à goujures hélicoïdales

Profil de filet : Métrique

DIN 371, DIN 376

ULDR 2.0
FHA 40°
SUBSTRATE HSS-E
COATING PVD FEN

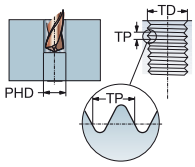

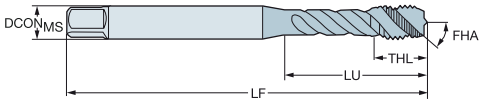

M

TDZ	TP	LU	CZC$_{MS}$	THCHT	TCTR	Référence de commande	Dimensions, mm, pouce DCON$_{MS}$	TD	LF	THL	NOF	BSG
M 3	0.50	18.00	3.50 x 2.70	C	6H	E346M3	3.5	3.00	56.0	5.9	3	DIN 371
		.709					*.138*	*.118*	*2.205*	*.232*		
M 4	0.70	21.00	4.50 x 3.40	C	6H	E346M4	4.5	4.00	63.0	6.7	3	DIN 371
		.827					*.177*	*.157*	*2.480*	*.264*		
M 5	0.80	25.00	6.00 x 4.90	C	6H	E346M5	6.0	5.00	70.0	7.7	3	DIN 371
		.984					*.236*	*.197*	*2.756*	*.303*		
M 6	1.00	30.00	6.00 x 4.90	C	6H	E346M6	6.0	6.00	80.0	10.0	3	DIN 371
		1.181					*.236*	*.236*	*3.150*	*.394*		
M 8	1.25	33.00	8.00 x 6.20	C	6H	E346M8	8.0	8.00	90.0	11.6	3	DIN 371
		1.299					*.315*	*.315*	*3.543*	*.457*		
M 10	1.50	39.00	10.00 x 8.00	C	6H	E346M10	10.0	10.00	100.0	15.1	3	DIN 371
		1.535					*.394*	*.394*	*3.937*	*.594*		
M 12	1.75	83.00	9.00 x 7.00	C	6H	E347M12	9.0	12.00	110.0	16.0	4	DIN 376
		3.268					*.354*	*.472*	*4.331*	*.630*		
M 14	2.00	81.00	11.00 x 9.00	C	6H	E347M14	11.0	14.00	110.0	20.0	4	DIN 376
		3.189					*.433*	*.551*	*4.331*	*.787*		
M 16	2.00	68.00	12.00 x 9.00	C	6H	E347M16	12.0	16.00	110.0	20.0	4	DIN 376
		2.677					*.472*	*.630*	*4.331*	*.787*		
M 18	2.50	81.00	14.00 x 11.00	C	6H	E347M18	14.0	18.00	125.0	25.0	4	DIN 376
		3.189					*.551*	*.709*	*4.921*	*.984*		
M 20	2.50	95.00	16.00 x 12.00	C	6H	E347M20	16.0	20.00	140.0	25.0	4	DIN 376
		3.740					*.630*	*.787*	*5.512*	*.984*		
M 24	3.00	113.00	18.00 x 14.50	C	6H	E347M24	18.0	24.00	160.0	30.0	4	DIN 376
		4.449					*.709*	*.945*	*6.299*	*1.181*		
M 27	3.00	97.00	20.00 x 16.00	C	6H	E347M27	20.0	27.00	160.0	30.0	4	DIN 376
		3.819					*.787*	*1.063*	*6.299*	*1.181*		
M 30	3.50	115.00	22.00 x 18.00	C	6H	E347M30	22.0	30.00	180.0	36.0	4	DIN 376
		4.528					*.866*	*1.181*	*7.087*	*1.417*		

C177 C157 E9 C154

Taraud coupant CoroTap™ 300 à goujures hélicoïdales

Profil de filet : Métrique

DIN 371, DIN 376

ULDR	2.5
FHA	48°
SUBSTRATE	HSS-E
COATING	PVD TIALN+WCC

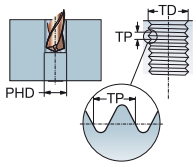

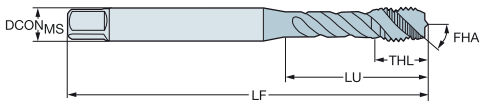

M

							Dimensions, mm, pouce					
TDZ	TP	LU	CZC_{MS}	THCHT	TCTR	Référence de commande	$DCON_{MS}$	TD	LF	THL	NOF	BSG
M 1.6	0.35	8.00	2.50 x 2.10	C	6H	E404M1.6	2.5	1.60	40.0	6.0	2	DIN 371
		.315					*.098*	*.063*	*1.575*	*.236*		
M 2	0.40	9.00	2.80 x 2.10	C	6H	E404M2	2.8	2.00	45.0	4.0	3	DIN 371
		.354					*.110*	*.079*	*1.772*	*.157*		
M 2.2	0.45	12.00	2.80 x 2.10	C	6H	E404M2.2	2.8	2.20	45.0	4.0	3	DIN 371
		.472					*.110*	*.087*	*1.772*	*.157*		
M 2.3	0.40	12.00	2.80 x 2.10	C	6H	E404M2.3	2.8	2.30	45.0	4.0	3	DIN 371
		.472					*.110*	*.091*	*1.772*	*.157*		
M 2.5	0.45	12.50	2.80 x 2.10	C	6H	E404M2.5	2.8	2.50	50.0	4.0	3	DIN 371
		.492					*.110*	*.098*	*1.969*	*.157*		
M 3	0.50	18.00	3.50 x 2.70	C	6H	E404M3	3.5	3.00	56.0	5.9	3	DIN 371
		.709					*.138*	*.118*	*2.205*	*.232*		
M 4	0.70	21.00	4.50 x 3.40	C	6H	E404M4	4.5	4.00	63.0	6.7	3	DIN 371
		.827					*.177*	*.157*	*2.480*	*.264*		
M 5	0.80	25.00	6.00 x 4.90	C	6H	E404M5	6.0	5.00	70.0	7.7	3	DIN 371
		.984					*.236*	*.197*	*2.756*	*.303*		
M 6	1.00	30.00	6.00 x 4.90	C	6H	E404M6	6.0	6.00	80.0	10.0	3	DIN 371
		1.181					*.236*	*.236*	*3.150*	*.394*		
M 8	1.25	35.00	8.00 x 6.20	C	6H	E404M8	8.0	8.00	90.0	11.6	3	DIN 371
		1.378					*.315*	*.315*	*3.543*	*.457*		
M 10	1.50	39.00	10.00 x 8.00	C	6H	E404M10	10.0	10.00	100.0	15.1	3	DIN 371
		1.535					*.394*	*.394*	*3.937*	*.594*		
M 12	1.75	83.00	9.00 x 7.00	C	6H	E404M12	9.0	12.00	110.0	23.0	3	DIN 376
		3.268					*.354*	*.472*	*4.331*	*.906*		
M 14	2.00	81.00	11.00 x 9.00	C	6H	E404M14	11.0	14.00	110.0	20.0	3	DIN 376
		3.189					*.433*	*.551*	*4.331*	*.787*		
M 16	2.00	68.00	12.00 x 9.00	C	6H	E404M16	12.0	16.00	110.0	20.0	4	DIN 376
		2.677					*.472*	*.630*	*4.331*	*.787*		
M 20	2.50	95.00	16.00 x 12.00	C	6H	E404M20	16.0	20.00	140.0	25.0	4	DIN 376
		3.740					*.630*	*.787*	*5.512*	*.984*		

C177 C157 E9 C154

FRE

Taraud coupant CoroTap™ 300 à goujures hélicoïdales

Profil de filet : Métrique

DIN/ANSI

ULDR	2.5
FHA	48°
SUBSTRATE	HSS-PM
COATING	PVD TIALN+WCC

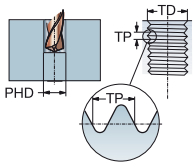

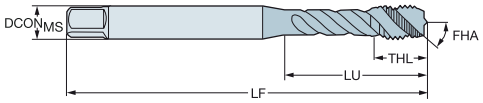

M

							Dimensions, mm, pouce					
TDZ	TP	LU	CZC_{MS}	THCHT	TCTR	Référence de commande	$DCON_{MS}$	TD	LF	THL	NOF	BSG
M 4	0.70	16.58	.168 x .131	C	6H	E862M4	4.3	4.00	63.0	7.9	3	DIN/ANSI
		.653					*.168*	*.157*	*2.480*	*.311*		
M 5	0.80	21.42	.194 x .152	C	6H	E862M5	4.9	5.00	70.0	8.0	3	DIN/ANSI
		.843					*.194*	*.197*	*2.756*	*.315*		
M 6	1.00	25.59	.255 x .191	C	6H	E862M6	6.5	6.00	80.0	10.7	3	DIN/ANSI
		1.007					*.255*	*.236*	*3.150*	*.421*		
M 8	1.25	30.20	.318 x .238	C	6H	E862M8	8.1	8.00	90.0	12.1	3	DIN/ANSI
		1.189					*.318*	*.315*	*3.543*	*.476*		
M 10	1.50	32.80	.381 x .286	C	6H	E862M10	9.7	10.00	100.0	15.1	3	DIN/ANSI
		1.292					*.381*	*.394*	*3.937*	*.594*		
M 12	1.75	86.02	.367 x .275	C	6H	E862M12	9.3	12.00	110.0	18.0	3	DIN/ANSI
		3.386					*.367*	*.472*	*4.331*	*.709*		
M 16	2.00	70.86	.480 x .360	C	6H	E862M16	12.2	16.00	110.0	20.0	4	DIN/ANSI
		2.790					*.480*	*.630*	*4.331*	*.787*		

C177 C157 E9 C154

Taraud coupant CoroTap™ 300 à goujures hélicoïdales

Profil de filet : Métrique

C-DIN 371, DIN 376

ULDR 2.0
FHA 15°
SUBSTRATE HM

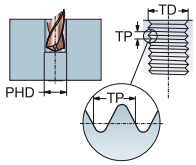

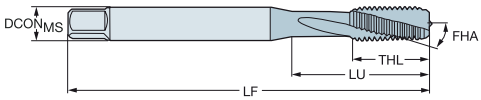

K

							Dimensions, mm, pouce					
TDZ	TP	LU	CZC_{MS}	THCHT	TCTR	Référence de commande	$DCON_{MS}$	TD	LF	THL	NOF	BSG
M 3	0.50	10.00	3.50 x 2.70	C	6H	T105M3	3.5	3.00	56.0	10.0	3	C-DIN 371
		.394					*.138*	*.118*	*2.205*	*.394*		
M 4	0.70	13.00	4.50 x 3.40	C	6H	T105M4	4.5	4.00	63.0	13.0	3	C-DIN 371
		.512					*.177*	*.157*	*2.480*	*.512*		
M 5	0.80	16.00	6.00 x 4.90	C	6H	T105M5	6.0	5.00	70.0	16.0	3	C-DIN 371
		.630					*.236*	*.197*	*2.756*	*.630*		
M 6	1.00	30.00	6.00 x 4.90	C	6H	T105M6	6.0	6.00	80.0	19.0	3	C-DIN 371
		1.181					*.236*	*.236*	*3.150*	*.748*		
M 8	1.25	35.00	8.00 x 6.20	C	6H	T105M8	8.0	8.00	90.0	22.0	3	C-DIN 371
		1.378					*.315*	*.315*	*3.543*	*.866*		
M 10	1.50	39.00	10.00 x 8.00	C	6H	T105M10	10.0	10.00	100.0	24.0	3	C-DIN 371
		1.535					*.394*	*.394*	*3.937*	*.945*		
M 12	1.75	83.00	9.00 x 7.00	C	6H	T105M12	9.0	12.00	110.0	23.0	3	DIN 376
		3.268					*.354*	*.472*	*4.331*	*.906*		

ULDR 3.0
FHA 15°
SUBSTRATE HM

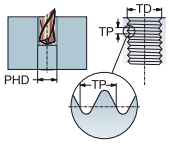

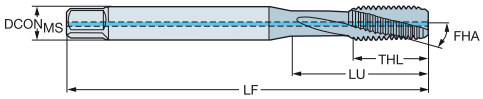

K

								Dimensions, mm, pouce					
TDZ	TP	LU	CZC_{MS}	THCHT	TCTR	CNSC	CXSC	Référence de commande	$DCON_{MS}$	TD	LF	THL	NOF	BSG
M 5	0.80	47.00	6.00 x 4.90	C	6H	1	1	T106M5	6.0	5.00	70.0	16.0	3	C-DIN 371
		1.850							*.236*	*.197*	*2.756*	*.630*		
M 6	1.00	30.00	6.00 x 4.90	C	6H	1	1	T106M6	6.0	6.00	80.0	19.0	3	C-DIN 371
		1.181							*.236*	*.236*	*3.150*	*.748*		
M 8	1.25	35.00	8.00 x 6.20	C	6H	1	1	T106M8	8.0	8.00	90.0	22.0	3	C-DIN 371
		1.378							*.315*	*.315*	*3.543*	*.866*		
M 10	1.50	39.00	10.00 x 8.00	C	6H	1	1	T106M10	10.0	10.00	100.0	24.0	3	C-DIN 371
		1.535							*.394*	*.394*	*3.937*	*.945*		
M 12	1.75	83.00	9.00 x 7.00	C	6H	1	1	T106M12	9.0	12.00	110.0	23.0	3	DIN 376
		3.268							*.354*	*.472*	*4.331*	*.906*		

CXSC 1 = Sortie axiale concentrique du liquide de coupe

C177 C157 E9 E28 C154

SANDVIK Coromant

FRE

Taraud coupant CoroTap™ 300 à goujures hélicoïdales

Profil de filet : Métrique

DIN 371

ULDR 1.5
FHA 10°
SUBSTRATE HSS-E-PM

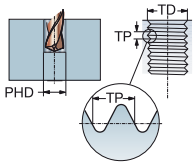

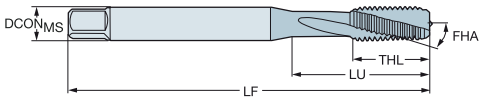

Pour les alliages à base nickel

TDZ	TP	LU	CZC_{MS}	THCHT	TCTR	Référence de commande	S D150	$DCON_{MS}$	TD	LF	THL	NOF	PHD	BSG
								Dimensions, mm, pouce						
M 3	0.50	8.00	3.50 x 2.70	C	6HX	T300-SD100DA-M3	★	3.5	3.00	56.0	8.0	3	2.5	DIN 371
		.315						*.138*	*.118*	*2.205*	*.315*		*.098*	
M 4	0.70	10.50	4.50 x 3.40	C	6HX	T300-SD100DA-M4	★	4.5	4.00	63.0	10.5	3	3.3	DIN 371
		.413						*.177*	*.157*	*2.480*	*.413*		*.130*	
M 5	0.80	13.00	6.00 x 4.90	C	6HX	T300-SD100DA-M5	★	6.0	5.00	70.0	13.0	3	4.2	DIN 371
		.512						*.236*	*.197*	*2.756*	*.512*		*.165*	
M 6	1.00	16.00	6.00 x 4.90	C	6HX	T300-SD100DA-M6	★	6.0	6.00	80.0	16.0	3	5.0	DIN 371
		.630						*.236*	*.236*	*3.150*	*.630*		*.197*	
M 8	1.25	20.50	8.00 x 6.20	C	6HX	T300-SD100DA-M8	★	8.0	8.00	90.0	20.5	3	6.8	DIN 371
		.807						*.315*	*.315*	*3.543*	*.807*		*.268*	
M 10	1.50	25.50	10.00 x 8.00	C	6HX	T300-SD100DA-M10	★	10.0	10.00	100.0	25.5	3	8.5	DIN 371
		1.004						*.394*	*.394*	*3.937*	*1.004*		*.335*	
M 12	1.75	30.50	12.00 x 9.00	C	6HX	T300-SD100DA-M12	★	12.0	12.00	110.0	30.5	4	10.2	DIN 371
		1.201						*.472*	*.472*	*4.331*	*1.201*		*.402*	
M 16	2.00	39.50	16.00 x 12.00	C	6HX	T300-SD100DA-M16	★	16.0	16.00	110.0	39.5	4	14.0	DIN 371
		1.555						*.630*	*.630*	*4.331*	*1.555*		*.551*	

C177 C157 E9 E27 C154

Taraud coupant CoroTap™ 300 à goujures hélicoïdales

Profil de filet : Métrique

DIN 371

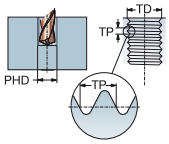

ULDR	1.5
FHA	10°
SUBSTRATE	HSS-E-PM
COATING	PVD TIN

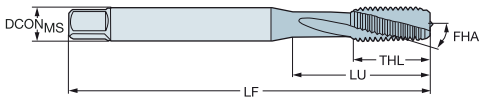

Pour les alliages à base nickel

							P	M	K	N	S	H	Dimensions, mm, pouce						
TDZ	TP	LU	CZC_{MS}	THCHT	TCTR	Référence de commande	D125	D125	D125	D125	D125	D125	$DCON_{MS}$	TD	LF	THL	NOF	PHD	BSG
M 3	0.50	8.00	3.50 x 2.70	C	6HX	T300-SD101DA-M3	☆	☆	☆	☆	★	☆	3.5	3.00	56.0	8.0	3	2.5	DIN 371
		.315											*.138*	*.118*	*2.205*	*.315*		*.098*	
M 4	0.70	10.50	4.50 x 3.40	C	6HX	T300-SD101DA-M4	☆	☆	☆	☆	★	☆	4.5	4.00	63.0	10.5	3	3.3	DIN 371
		.413											*.177*	*.157*	*2.480*	*.413*		*.130*	
M 5	0.80	13.00	6.00 x 4.90	C	6HX	T300-SD101DA-M5	☆	☆	☆	☆	★	☆	6.0	5.00	70.0	13.0	3	4.2	DIN 371
		.512											*.236*	*.197*	*2.756*	*.512*		*.165*	
M 6	1.00	16.00	6.00 x 4.90	C	6HX	T300-SD101DA-M6	☆	☆	☆	☆	★	☆	6.0	6.00	80.0	16.0	3	5.0	DIN 371
		.630											*.236*	*.236*	*3.150*	*.630*		*.197*	
M 8	1.25	20.50	8.00 x 6.20	C	6HX	T300-SD101DA-M8	☆	☆	☆	☆	★	☆	8.0	8.00	90.0	20.5	3	6.8	DIN 371
		.807											*.315*	*.315*	*3.543*	*.807*		*.268*	
M 10	1.50	25.50	10.00 x 8.00	C	6HX	T300-SD101DA-M10	☆	☆	☆	☆	★	☆	10.0	10.00	100.0	25.5	3	8.5	DIN 371
		1.004											*.394*	*.394*	*3.937*	*1.004*		*.335*	
M 12	1.75	30.50	12.00 x 9.00	C	6HX	T300-SD101DA-M12	☆	☆	☆	☆	★	☆	12.0	12.00	110.0	30.5	4	10.2	DIN 371
		1.201											*.472*	*.472*	*4.331*	*1.201*		*.402*	
M 16	2.00	39.50	16.00 x 12.00	C	6HX	T300-SD101DA-M16	☆	☆	☆	☆	★	☆	16.0	16.00	110.0	39.5	4	14.0	DIN 371
		1.555											*.630*	*.630*	*4.331*	*1.555*		*.551*	

C177 C157 E9 E27 C154

SANDVIK Coromant

FRE

Taraud coupant CoroTap™ 300 à goujures hélicoïdales

Profil de filet : Métrique

DIN 371, DIN 376

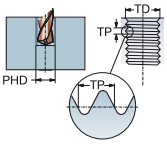

ULDR	2.0
FHA	15°
SUBSTRATE	HSS-E-PM
COATING	PVD ALCRN

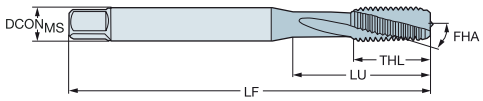

Pour les alliages de titane

TDZ	TP	LU	CZC_{MS}	THCHT	TCTR	Référence de commande	S	D115	$DCON_{MS}$	TD	LF	THL	NOF	PHD	BSG
									Dimensions, mm, pouce						
M 2	0.40	8.00	2.80 x 2.10	C	6HX	T300-SM100DA-M2	★		2.8	2.00	45.0	8.0	3	1.6	DIN 371
		.315							*.110*	*.079*	*1.772*	*.315*		*.063*	
M 2.5	0.45	30.00	2.80 x 2.10	C	6HX	T300-SM100DA-M2.5	★		2.8	2.50	50.0	9.0	3	2.1	DIN 371
		1.181							*.110*	*.098*	*1.969*	*.354*		*.081*	
M 3	0.50	10.00	3.50 x 2.70	C	6HX	T300-SM100DA-M3	★		3.5	3.00	56.0	10.0	3	2.5	DIN 371
		.394							*.138*	*.118*	*2.205*	*.394*		*.098*	
M 3.5	0.60	12.00	4.00 x 3.00	C	6HX	T300-SM100DA-M3.5	★		4.0	3.50	56.0	12.0	3	2.9	DIN 371
		.472							*.157*	*.138*	*2.205*	*.472*		*.114*	
M 4	0.70	13.00	4.50 x 3.40	C	6HX	T300-SM100DA-M4	★		4.5	4.00	63.0	13.0	3	3.3	DIN 371
		.512							*.177*	*.157*	*2.480*	*.512*		*.130*	
M 5	0.80	16.00	6.00 x 4.90	C	6HX	T300-SM100DA-M5	★		6.0	5.00	70.0	16.0	3	4.2	DIN 371
		.630							*.236*	*.197*	*2.756*	*.630*		*.165*	
M 6	1.00	23.00	6.00 x 4.90	C	6HX	T300-SM100DA-M6	★		6.0	6.00	80.0	15.0	3	5.0	DIN 371
		.906							*.236*	*.236*	*3.150*	*.591*		*.197*	
M 8	1.25	29.50	8.00 x 6.20	C	6HX	T300-SM100DA-M8	★		8.0	8.00	90.0	18.0	3	6.8	DIN 371
		1.161							*.315*	*.315*	*3.543*	*.709*		*.268*	
M 10	1.50	33.50	10.00 x 8.00	C	6HX	T300-SM101DA-M10	★		10.0	10.00	100.0	20.0	3	8.5	DIN 371
		1.319							*.394*	*.394*	*3.937*	*.787*		*.335*	
M 12	1.75	83.00	9.00 x 7.10	C	6HX	T300-SM101DA-M12	★		9.0	12.00	110.0	23.0	4	10.2	DIN 376
		3.268							*.354*	*.472*	*4.331*	*.906*		*.402*	
M 16	2.00	68.00	12.00 x 9.00	C	6HX	T300-SM101DA-M16	★		12.0	16.00	110.0	25.0	4	14.0	DIN 376
		2.677							*.472*	*.630*	*4.331*	*.984*		*.551*	
M 20	2.50	95.00	16.00 x 12.00	C	6HX	T300-SM101DA-M20	★		16.0	20.00	140.0	30.0	4	17.5	DIN 376
		3.740							*.630*	*.787*	*5.512*	*1.181*		*.689*	

C177 C157 E9 E27 C154

Taraud coupant CoroTap™ 300 à goujures hélicoïdales

Profil de filet : Métrique

DIN 371

ULDR	1.5
FHA	15°
SUBSTRATE	HSS-E-PM
COATING	PVD ZrN - D125
	UNCOAT - D150

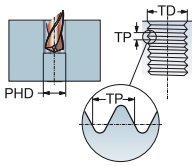

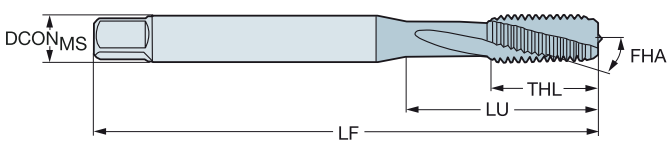

N

TDZ	TP	LU	CZC_{MS}	THCHT	TCTR	Référence de commande	N D125	N D150	$DCON_{MS}$	TD	LF	THL	NOF	PHD	BSG
									Dimensions, mm, pouce						
M 3	0.50	18.00	3.50 x 2.70	C	6H	T300-NM100DA-M3	★	★	3.5	3.00	56.0	9.0	3	2.5	DIN 371
		.709							*.138*	*.118*	*2.205*	*.354*		*.098*	
M 4	0.70	21.00	4.50 x 3.40	C	6H	T300-NM100DA-M4	★	★	4.5	4.00	63.0	12.0	3	3.3	DIN 371
		.827							*.177*	*.157*	*2.480*	*.472*		*.130*	
M 5	0.80	25.00	6.00 x 4.90	C	6H	T300-NM100DA-M5	★	★	6.0	5.00	70.0	13.0	3	4.2	DIN 371
		.984							*.236*	*.197*	*2.756*	*.512*		*.165*	
M 6	1.00	30.00	6.00 x 4.90	C	6H	T300-NM100DA-M6	★	★	6.0	6.00	80.0	15.0	3	5.0	DIN 371
		1.181							*.236*	*.236*	*3.150*	*.591*		*.197*	
M 8	1.25	35.00	8.00 x 6.20	C	6H	T300-NM100DA-M8	★	★	8.0	8.00	90.0	18.0	3	6.8	DIN 371
		1.378							*.315*	*.315*	*3.543*	*.709*		*.268*	
M 10	1.50	39.00	10.00 x 8.00	C	6H	T300-NM100DA-M10	★	★	10.0	10.00	100.0	20.0	3	8.5	DIN 371
		1.535							*.394*	*.394*	*3.937*	*.787*		*.335*	

C177 C157 E9 E27 C154

FRE

Taraud coupant CoroTap™ 300 à goujures hélicoïdales

Profil de filet : Métrique

DIN 376

ULDR	1.5
FHA	15°
SUBSTRATE	HSS-E-PM
COATING	UNCOAT - D150

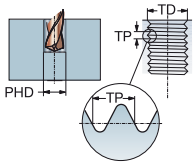

N

TDZ	TP	LU	CZC_{MS}	THCHT	TCTR	Référence de commande	N / D150	$DCON_{MS}$	TD	LF	THL	NOF	PHD	BSG
M 14	2.00	81.00	11.00 x 9.00	C	6H	T300-NM101DA-M14	★	11.0	14.00	110.0	25.0	3	12.0	DIN 376
		3.189						*.433*	*.551*	*4.331*	*.984*		*.472*	
M 16	2.00	68.00	12.00 x 9.00	C	6H	T300-NM101DA-M16	★	12.0	16.00	110.0	25.0	3	14.0	DIN 376
		2.677						*.472*	*.630*	*4.331*	*.984*		*.551*	

Dimensions, mm, pouce

C177 C157 E9 E27 C154

Taraud coupant CoroTap™ 300 à goujures hélicoïdales

Profil de filet : Métrique

DIN 371, DIN 376

ULDR	2.5
FHA	35°
SUBSTRATE	HSS-E, HSS-E-PM
COATING	UNCOAT - B150

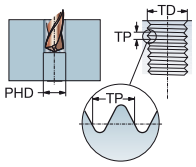

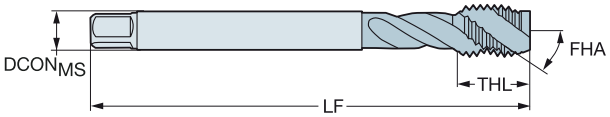

N

TDZ	TP	LU	CZC_{MS}	THCHT	TCTR	Référence de commande	N / B150	$DCON_{MS}$	TD	LF	THL	NOF	PHD	BSG
								Dimensions, mm, pouce						
M 3	0.50	18.00	3.50 x 2.70	C	6H	T300-NM100DA-M3	★	3.5	3.00	56.0	9.0	3	2.5	DIN 371
		.709						*.138*	*.118*	*2.205*	*.354*		*.098*	
M 4	0.70	21.00	4.50 x 3.40	C	6H	T300-NM100DA-M4	★	4.5	4.00	63.0	12.0	3	3.3	DIN 371
		.827						*.177*	*.157*	*2.480*	*.472*		*.130*	
M 5	0.80	25.00	6.00 x 4.90	C	6H	T300-NM100DA-M5	★	6.0	5.00	70.0	13.0	3	4.2	DIN 371
		.984						*.236*	*.197*	*2.756*	*.512*		*.165*	
M 6	1.00	30.00	6.00 x 4.90	C	6H	T300-NM100DA-M6	★	6.0	6.00	80.0	15.0	3	5.0	DIN 371
		1.181						*.236*	*.236*	*3.150*	*.591*		*.197*	
M 8	1.25	35.00	8.00 x 6.20	C	6H	T300-NM100DA-M8	★	8.0	8.00	90.0	18.0	3	6.8	DIN 371
		1.378						*.315*	*.315*	*3.543*	*.709*		*.268*	
M 10	1.50	39.00	10.00 x 8.00	C	6H	T300-NM100DA-M10	★	10.0	10.00	100.0	20.0	3	8.5	DIN 371
		1.535						*.394*	*.394*	*3.937*	*.787*		*.335*	
M 14	2.00	81.00	11.00 x 9.00	C	6H	T300-NM101DA-M14	★	11.0	14.00	110.0	25.0	3	12.0	DIN 376
		3.189						*.433*	*.551*	*4.331*	*.984*		*.472*	
M 16	2.00	68.00	12.00 x 9.00	C	6H	T300-NM101DA-M16	★	12.0	16.00	110.0	25.0	3	14.0	DIN 376
		2.677						*.472*	*.630*	*4.331*	*.984*		*.551*	
M 12	1.75	83.00	9.00 x 7.00	C	6H	T300-NM101DA-M12	★	9.0	12.00	110.0	23.0	3	10.2	DIN 376
		3.268						*.354*	*.472*	*4.331*	*.906*		*.402*	
M 20	2.50	95.00	16.00 x 12.00	C	6H	T300-NM101DA-M20	★	16.0	20.00	140.0	30.0	3	17.5	DIN 376
		3.740						*.630*	*.787*	*5.512*	*1.181*		*.689*	

C177 C157 E9 E27 C154

SANDVIK Coromant

FRE

Taraud coupant CoroTap™ 300 à goujures hélicoïdales

Profil de filet : Métrique

DIN/ANSI

ULDR 1.5
FHA 15°
SUBSTRATE HSS-E-PM

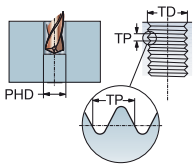

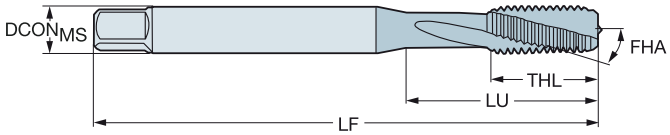

N

TDZ	TP	LU	CZC_{MS}	THCHT	TCTR	Référence de commande	N / D150	Dimensions, mm, pouce $DCON_{MS}$	TD	LF	THL	NOF	PHD	BSG
M 5	0.80	21.42	.194 x .152	C	6H	T300-NM100AA-M5	★	4.9	5.00	70.0	14.0	3	4.2	DIN/ANSI
		.843						*.194*	*.197*	*2.756*	*.551*		*.165*	
M 6	1.00	25.59	.255 x .191	C	6H	T300-NM100AA-M6	★	6.5	6.00	80.0	15.0	3	5.0	DIN/ANSI
		1.007						*.255*	*.236*	*3.150*	*.591*		*.197*	
M 8	1.25	30.20	.318 x .238	C	6H	T300-NM100AA-M8	★	8.1	8.00	90.0	18.0	3	6.8	DIN/ANSI
		1.189						*.318*	*.315*	*3.543*	*.709*		*.268*	
M 10	1.50	32.80	.381 x .286	C	6H	T300-NM100AA-M10	★	9.7	10.00	100.0	20.0	3	8.5	DIN/ANSI
		1.292						*.381*	*.394*	*3.937*	*.787*		*.335*	
M 12	1.75	86.02	.367 x .275	C	6H	T300-NM101AA-M12	★	9.3	12.00	110.0	23.0	3	10.2	DIN/ANSI
		3.386						*.367*	*.472*	*4.331*	*.906*		*.402*	

C177 C157 E9 E27 C154

Taraud coupant CoroTap™ 300 à goujures hélicoïdales

Profil de filet : Métrique à pas fin

DIN 374

ULDR 3.0
FHA 48°
SUBSTRATE HSS-E-PM
COATING PVD TIALN

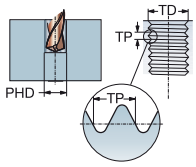

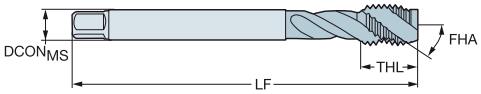

P
≤350HB

							Dimensions, mm, pouce					
TDZ	TP	LU	CZC_{MS}	THCHT	TCTR	Référence de commande	$DCON_{MS}$	TD	LF	THL	NOF	BSG
MF 4x0.5	0.50	43.00	2.80 x 2.10	C	6HX	EX13PM4X.50	2.8	4.00	63.0	7.0	3	DIN 374
		1.693					*.110*	*.157*	*2.480*	*.276*		
MF 5x0.5	0.50	49.00	3.50 x 2.70	C	6HX	EX13PM5X.50	3.5	5.00	70.0	8.0	3	DIN 374
		1.929					*.138*	*.197*	*2.756*	*.315*		
MF 6x0.75	0.75	59.00	4.50 x 3.40	C	6HX	EX13PM6X.75	4.5	6.00	80.0	10.0	3	DIN 374
		2.323					*.177*	*.236*	*3.150*	*.394*		
MF 8x0.75	0.75	57.00	6.00 x 4.90	C	6HX	EX13PM8X.75	6.0	8.00	80.0	13.0	3	DIN 374
		2.244					*.236*	*.315*	*3.150*	*.512*		
MF 8x1	1.00	67.00	6.00 x 4.90	C	6HX	EX13PM8X1.0	6.0	8.00	90.0	13.0	3	DIN 374
		2.638					*.236*	*.315*	*3.543*	*.512*		
MF 10x1	1.00	67.00	7.00 x 5.50	C	6HX	EX13PM10X1.0	7.0	10.00	90.0	13.0	3	DIN 374
		2.638					*.276*	*.394*	*3.543*	*.512*		
MF 10x1.25	1.25	77.00	7.00 x 5.50	C	6HX	EX13PM10X1.25	7.0	10.00	100.0	15.0	3	DIN 374
		3.032					*.276*	*.394*	*3.937*	*.591*		
MF 12x1	1.00	73.00	9.00 x 7.00	C	6HX	EX13PM12X1.0	9.0	12.00	100.0	15.0	3	DIN 374
		2.874					*.354*	*.472*	*3.937*	*.591*		
MF 12x1.25	1.25	73.00	9.00 x 7.00	C	6HX	EX13PM12X1.25	9.0	12.00	100.0	15.0	3	DIN 374
		2.874					*.354*	*.472*	*3.937*	*.591*		
MF 12x1.5	1.50	73.00	9.00 x 7.00	C	6HX	EX13PM12X1.5	9.0	12.00	100.0	15.0	3	DIN 374
		2.874					*.354*	*.472*	*3.937*	*.591*		
MF 14x1	1.00	71.00	11.00 x 9.00	C	6HX	EX13PM14X1.0	11.0	14.00	100.0	15.0	3	DIN 374
		2.795					*.433*	*.551*	*3.937*	*.591*		
MF 14x1.25	1.25	71.00	11.00 x 9.00	C	6HX	EX13PM14X1.25	11.0	14.00	100.0	15.0	3	DIN 374
		2.795					*.433*	*.551*	*3.937*	*.591*		
MF 14x1.5	1.50	71.00	11.00 x 9.00	C	6HX	EX13PM14X1.5	11.0	14.00	100.0	15.0	3	DIN 374
		2.795					*.433*	*.551*	*3.937*	*.591*		
MF 16x1	1.00	58.00	12.00 x 9.00	C	6HX	EX13PM16X1.0	12.0	16.00	100.0	15.0	4	DIN 374
		2.283					*.472*	*.630*	*3.937*	*.591*		
MF 16x1.5	1.50	58.00	12.00 x 9.00	C	6HX	EX13PM16X1.5	12.0	16.00	100.0	15.0	4	DIN 374
		2.283					*.472*	*.630*	*3.937*	*.591*		
MF 18x1	1.00	66.00	14.00 x 11.00	C	6HX	EX13PM18X1.0	14.0	18.00	110.0	17.0	4	DIN 374
		2.598					*.551*	*.709*	*4.331*	*.669*		
MF 18x1.5	1.50	66.00	14.00 x 11.00	C	6HX	EX13PM18X1.5	14.0	18.00	110.0	17.0	4	DIN 374
		2.598					*.551*	*.709*	*4.331*	*.669*		
MF 20x1	1.00	80.00	16.00 x 12.00	C	6HX	EX13PM20X1.0	16.0	20.00	125.0	17.0	4	DIN 374
		3.150					*.630*	*.787*	*4.921*	*.669*		
MF 20x1.5	1.50	80.00	16.00 x 12.00	C	6HX	EX13PM20X1.5	16.0	20.00	125.0	17.0	4	DIN 374
		3.150					*.630*	*.787*	*4.921*	*.669*		
MF 22x1.5	1.50	78.00	18.00 x 14.50	C	6HX	EX13PM22X1.5	18.0	22.00	125.0	17.0	4	DIN 374
		3.071					*.709*	*.866*	*4.921*	*.669*		
MF 24x1.5	1.50	93.00	18.00 x 14.50	C	6HX	EX13PM24X1.5	18.0	24.00	140.0	20.0	4	DIN 374
		3.661					*.709*	*.945*	*5.512*	*.787*		
MF 24x2	2.00	93.00	18.00 x 14.50	C	6HX	EX13PM24X2.0	18.0	24.00	140.0	20.0	4	DIN 374
		3.661					*.709*	*.945*	*5.512*	*.787*		
MF 25x1.5	1.50	93.00	18.00 x 14.50	C	6HX	EX13PM25X1.5	18.0	25.00	140.0	20.0	4	DIN 374
		3.661					*.709*	*.984*	*5.512*	*.787*		
MF 26x1.5	1.50	93.00	18.00 x 14.50	C	6HX	EX13PM26X1.5	18.0	26.00	140.0	20.0	4	DIN 374
		3.661					*.709*	*1.024*	*5.512*	*.787*		
MF 27x1.5	1.50	77.00	20.00 x 16.00	C	6HX	EX13PM27X1.5	20.0	27.00	140.0	20.0	4	DIN 374
		3.032					*.787*	*1.063*	*5.512*	*.787*		
MF 27x2	2.00	77.00	20.00 x 16.00	C	6HX	EX13PM27X2.0	20.0	27.00	140.0	20.0	4	DIN 374
		3.032					*.787*	*1.063*	*5.512*	*.787*		

C177 C157 E9 C154

SANDVIK Coromant

FRE

Taraud coupant CoroTap™ 300 à goujures hélicoïdales

Profil de filet : Métrique à pas fin

DIN 374

ULDR	3.0
FHA	48°
SUBSTRATE	HSS-E-PM
COATING	PVD TIALN

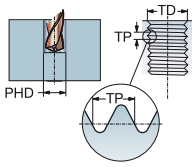

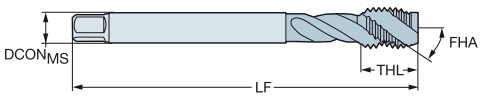

P
≤350HB

							Dimensions, mm, pouce					
TDZ	TP	LU	CZC_{MS}	THCHT	TCTR	**Référence de commande**	$DCON_{MS}$	TD	LF	THL	NOF	BSG
MF 30x1.5	1.50	85.00	22.00 x 18.00	C	6HX	**EX13PM30X1.5**	22.0	30.00	150.0	20.0	4	DIN 374
		3.346					*.866*	*1.181*	*5.906*	*.787*		
MF 30x2	2.00	85.00	22.00 x 18.00	C	6HX	**EX13PM30X2.0**	22.0	30.00	150.0	20.0	4	DIN 374
		3.346					*.866*	*1.181*	*5.906*	*.787*		

C177 C157 E9 C154

Taraud coupant CoroTap™ 300 à goujures hélicoïdales

Profil de filet : Métrique à pas fin

DIN/ANSI

ULDR	3.0
FHA	48°
SUBSTRATE	HSS-E-PM
COATING	PVD TIALN

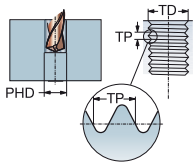

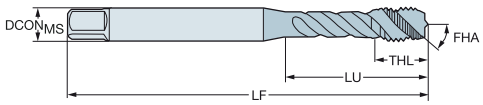

P
≤350HB

							Dimensions, mm, pouce					
TDZ	TP	LU	CZC_{MS}	THCHT	TCTR	Référence de commande	$DCON_{MS}$	TD	LF	THL	NOF	BSG
MF 8x1	1.00	33.17	.318 x .238	C	6HX	EX13PAM8X1.0	8.1	8.00	90.0	12.1	3	DIN/ANSI
		1.306					*.318*	*.315*	*3.543*	*.476*		
MF 12x1.25	1.25	81.80	.367 x .275	C	6HX	EX13PAM12X1.25	9.3	12.00	110.0	18.0	3	DIN/ANSI
		3.220					*.367*	*.472*	*4.331*	*.709*		
MF 12x1.5	1.50	81.80	.367 x .275	C	6HX	EX13PAM12X1.5	9.3	12.00	110.0	18.0	3	DIN/ANSI
		3.220					*.367*	*.472*	*4.331*	*.709*		
MF 16x1.5	1.50	65.80	.480 x .360	C	6HX	EX13PAM16X1.5	12.2	16.00	110.0	20.0	4	DIN/ANSI
		2.591					*.480*	*.630*	*4.331*	*.787*		
MF 18x1.5	1.50	79.00	.542 x .406	C	6HX	EX13PAM18X1.5	13.8	18.00	125.0	25.0	4	DIN/ANSI
		3.110					*.542*	*.709*	*4.921*	*.984*		

C177 C157 E9 C154

FRE

Taraud coupant CoroTap™ 300 à goujures hélicoïdales

Profil de filet : Métrique à pas fin

DIN 374

ULDR 2.0
FHA 40°
SUBSTRATE HSS-E
COATING PVD FEN

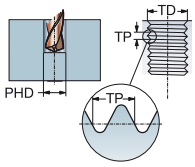

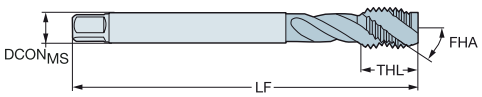

M

							Dimensions, mm, pouce					
TDZ	TP	LU	CZC_{MS}	THCHT	TCTR	Référence de commande	$DCON_{MS}$	TD	LF	THL	NOF	BSG
MF 6x0.75	0.75	59.00	4.50 x 3.40	C	6H	E363M6X.75	4.5	6.00	80.0	10.0	3	DIN 374
		2.323					*.177*	*.236*	*3.150*	*.394*		
MF 8x1	1.00	67.00	6.00 x 4.90	C	6H	E363M8X1.0	6.0	8.00	90.0	12.0	3	DIN 374
		2.638					*.236*	*.315*	*3.543*	*.472*		
MF 10x1	1.00	67.00	7.00 x 5.50	C	6H	E363M10X1.0	7.0	10.00	90.0	12.0	3	DIN 374
		2.638					*.276*	*.394*	*3.543*	*.472*		
MF 10x1.25	1.25	77.00	7.00 x 5.50	C	6H	E363M10X1.25	7.0	10.00	100.0	15.0	3	DIN 374
		3.032					*.276*	*.394*	*3.937*	*.591*		
MF 12x1	1.00	73.00	9.00 x 7.00	C	6H	E363M12X1.0	9.0	12.00	100.0	13.0	4	DIN 374
		2.874					*.354*	*.472*	*3.937*	*.512*		
MF 12x1.25	1.25	73.00	9.00 x 7.00	C	6H	E363M12X1.25	9.0	12.00	100.0	13.0	4	DIN 374
		2.874					*.354*	*.472*	*3.937*	*.512*		
MF 12x1.5	1.50	73.00	9.00 x 7.00	C	6H	E363M12X1.5	9.0	12.00	100.0	13.0	4	DIN 374
		2.874					*.354*	*.472*	*3.937*	*.512*		
MF 14x1.5	1.50	71.00	11.00 x 9.00	C	6H	E363M14X1.5	11.0	14.00	100.0	15.0	4	DIN 374
		2.795					*.433*	*.551*	*3.937*	*.591*		
MF 16x1.5	1.50	58.00	12.00 x 9.00	C	6H	E363M16X1.5	12.0	16.00	100.0	15.0	5	DIN 374
		2.283					*.472*	*.630*	*3.937*	*.591*		
MF 18x1.5	1.50	66.00	14.00 x 11.00	C	6H	E363M18X1.5	14.0	18.00	110.0	17.0	5	DIN 374
		2.598					*.551*	*.709*	*4.331*	*.669*		
MF 20x1.5	1.50	80.00	16.00 x 12.00	C	6H	E363M20X1.5	16.0	20.00	125.0	17.0	5	DIN 374
		3.150					*.630*	*.787*	*4.921*	*.669*		

C177 C157 E9 C154

Taraud coupant CoroTap™ 300 à goujures hélicoïdales

Profil de filet : Métrique à pas fin

DIN 374

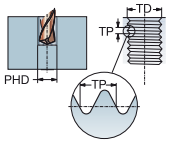

ULDR 1.5
FHA 10°
SUBSTRATE HSS-E-PM

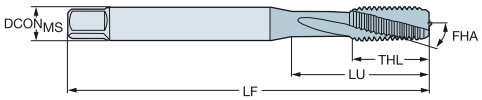

Pour les alliages à base nickel

TDZ	TP	LU	CZC_{MS}	THCHT	TCTR	Référence de commande	S / D150	$DCON_{MS}$	TD	LF	THL	NOF	PHD	BSG
MF 8x1	1.00	20.00	8.00 x 6.20	C	6HX	T300-SD100DB-M8X100	★	8.0	8.00	90.0	20.0	3	7.0	DIN 374
		.787						*.315*	*.315*	*3.543*	*.787*		*.276*	
MF 10x1	1.00	24.00	10.00 x 8.00	C	6HX	T300-SD100DB-M10X100	★	10.0	10.00	90.0	24.0	3	9.0	DIN 374
		.945						*.394*	*.394*	*3.543*	*.945*		*.354*	
MF 10x1.25	1.25	24.50	10.00 x 8.00	C	6HX	T300-SD100DB-M10X125	★	10.0	10.00	100.0	24.5	3	8.8	DIN 374
		.965						*.394*	*.394*	*3.937*	*.965*		*.344*	
MF 12x1	1.00	28.00	12.00 x 9.00	C	6HX	T300-SD100DB-M12X100	★	12.0	12.00	100.0	28.0	4	11.0	DIN 374
		1.102						*.472*	*.472*	*3.937*	*1.102*		*.433*	
MF 12x1.25	1.25	28.50	12.00 x 9.00	C	6HX	T300-SD100DB-M12X125	★	12.0	12.00	100.0	28.5	4	10.8	DIN 374
		1.122						*.472*	*.472*	*3.937*	*1.122*		*.423*	
MF 12x1.5	1.50	29.50	12.00 x 9.00	C	6HX	T300-SD100DB-M12X150	★	12.0	12.00	100.0	29.5	4	10.5	DIN 374
		1.161						*.472*	*.472*	*3.937*	*1.161*		*.413*	

C177 C157 E9 E27 C154

SANDVIK Coromant

FRE

Taraud coupant CoroTap™ 300 à goujures hélicoïdales

Profil de filet : Métrique à pas fin

DIN 371, DIN 374

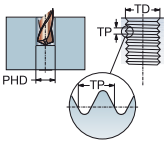

ULDR	2.0
FHA	15°
SUBSTRATE	HSS-E-PM
COATING	PVD ALCRN

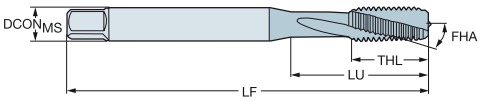

Pour les alliages de titane

							S	Dimensions, mm, pouce						
TDZ	TP	LU	CZC_{MS}	THCHT	TCTR	Référence de commande	D115	$DCON_{MS}$	TD	LF	THL	NOF	PHD	BSG
MF 6x0.75	0.75	23.00	6.00 x 4.90	C	6HX	T300-SM100DB-M6X075	★	6.0	6.00	80.0	15.0	3	5.3	DIN 371
		.906						*.236*	*.236*	*3.150*	*.591*		*.207*	
MF 8x0.75	0.75	29.50	8.00 x 6.20	C	6HX	T300-SM100DB-M8X075	★	8.0	8.00	90.0	18.0	3	7.3	DIN 371
		1.161						*.315*	*.315*	*3.543*	*.709*		*.285*	
MF 8x1	1.00	29.50	8.00 x 6.20	C	6HX	T300-SM100DB-M8X100	★	8.0	8.00	90.0	18.0	3	7.0	DIN 371
		1.161						*.315*	*.315*	*3.543*	*.709*		*.276*	
MF 10x1	1.00	33.50	10.00 x 8.00	C	6HX	T300-SM100DB-M10X100	★	10.0	10.00	100.0	20.0	3	9.0	DIN 371
		1.319						*.394*	*.394*	*3.937*	*.787*		*.354*	
MF 12x1	1.00	73.00	9.00 x 7.00	C	6HX	T300-SM100DB-M12X100	★	9.0	12.00	100.0	21.0	4	11.0	DIN 374
		2.874						*.354*	*.472*	*3.937*	*.827*		*.433*	
MF 12x1.5	1.50	73.00	9.00 x 7.00	C	6HX	T300-SM100DB-M12X150	★	9.0	12.00	100.0	21.0	4	10.5	DIN 374
		2.874						*.354*	*.472*	*3.937*	*.827*		*.413*	
MF 14x1.5	1.50	71.00	11.00 x 9.00	C	6HX	T300-SM100DB-M14X150	★	11.0	14.00	100.0	21.0	4	12.5	DIN 374
		2.795						*.433*	*.551*	*3.937*	*.827*		*.492*	

C177 C157 E9 E27 C154

Taraud coupant CoroTap™ 300 à goujures hélicoïdales

Profil de filet : Métrique à pas fin

DIN 374

ULDR	2.5
FHA	35°
SUBSTRATE	HSS-E
COATING	UNCOAT

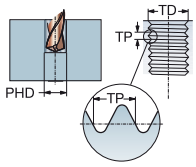

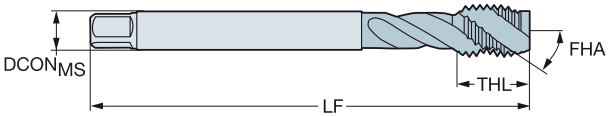

N

TDZ	TP	LU	CZC$_{MS}$	THCHT	TCTR	Référence de commande	N B150	Dimensions, mm, pouce DCON$_{MS}$	TD	LF	THL	NOF	PHD	BSG
MF 5x0.5	0.50	49.00	3.50 x 2.70	C	6H	T300-NM100DB-M5X050	★	3.5	5.00	70.0	13.0	2	4.5	DIN 374
		1.929						*.138*	*.197*	*2.756*	*.512*		*.177*	
MF 8x1	1.00	67.00	6.00 x 4.90	C	6H	T300-NM100DB-M8X100	★	6.0	8.00	90.0	18.0	2	7.0	DIN 374
		2.638						*.236*	*.315*	*3.543*	*.709*		*.276*	
MF 10x1	1.00	67.00	7.00 x 5.50	C	6H	T300-NM100DB-M10X100	★	7.0	10.00	90.0	20.0	3	9.0	DIN 374
		2.638						*.276*	*.394*	*3.543*	*.787*		*.354*	
MF 10x1.25	1.25	77.00	7.00 x 5.50	C	6H	T300-NM100DB-M10X125	★	7.0	10.00	100.0	20.0	3	8.8	DIN 374
		3.032						*.276*	*.394*	*3.937*	*.787*		*.346*	
MF 12x1.25	1.25	73.00	9.00 x 7.00	C	6H	T300-NM100DB-M12X125	★	9.0	12.00	100.0	21.0	3	10.8	DIN 374
		2.874						*.354*	*.472*	*3.937*	*.827*		*.425*	
MF 12x1.5	1.50	73.00	9.00 x 7.00	C	6H	T300-NM100DB-M12X150	★	9.0	12.00	100.0	21.0	3	10.5	DIN 374
		2.874						*.354*	*.472*	*3.937*	*.827*		*.413*	
MF 14x1.25	1.25	71.00	11.00 x 9.00	C	6H	T300-NM100DB-M14X125	★	11.0	14.00	100.0	21.0	3	12.8	DIN 374
		2.795						*.433*	*.551*	*3.937*	*.827*		*.504*	
MF 14x1.5	1.50	71.00	11.00 x 9.00	C	6H	T300-NM100DB-M14X150	★	11.0	14.00	100.0	21.0	3	12.5	DIN 374
		2.795						*.433*	*.551*	*3.937*	*.827*		*.492*	
MF 16x1.5	1.50	58.00	12.00 x 9.00	C	6H	T300-NM100DB-M16X150	★	12.0	16.00	100.0	21.0	3	14.5	DIN 374
		2.283						*.472*	*.630*	*3.937*	*.827*		*.571*	
MF 18x1.5	1.50	66.00	14.00 x 11.00	C	6H	T300-NM100DB-M18X150	★	14.0	18.00	110.0	24.0	3	16.5	DIN 374
		2.598						*.551*	*.709*	*4.331*	*.945*		*.650*	
MF 20x1.5	1.50	80.00	16.00 x 12.00	C	6H	T300-NM100DB-M20X150	★	16.0	20.00	125.0	24.0	3	18.5	DIN 374
		3.150						*.630*	*.787*	*4.921*	*.945*		*.728*	

B
C
D
E

C177 C157 E9 E27 C154

SANDVIK Coromant

FRE

Taraud coupant CoroTap™ 300 à goujures hélicoïdales

Profil de filet : MJ

DIN 371

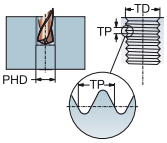

ULDR 1.5
FHA 10°
SUBSTRATE HSS-E-PM

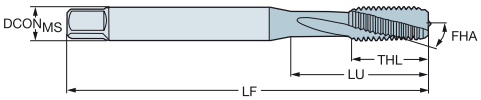

Pour les alliages à base nickel

TDZ	TP	LU	CZC_{MS}	THCHT	TCTR	Référence de commande	S D150	Dimensions, mm, pouce $DCON_{MS}$	TD	LF	THL	NOF	PHD	BSG
MJ 3	0.50	8.00	3.50 x 2.70	C	4H	T300-SD100DC-MJ3	★	3.5	3.00	56.0	8.0	3	2.5	DIN 371
		.315						*.138*	*.118*	*2.205*	*.315*		*.098*	
MJ 4	0.70	10.50	4.50 x 3.40	C	4H	T300-SD100DC-MJ4	★	4.5	4.00	63.0	10.5	3	3.3	DIN 371
		.413						*.177*	*.157*	*2.480*	*.413*		*.130*	
MJ 5	0.80	13.00	6.00 x 4.90	C	4H	T300-SD100DC-MJ5	★	6.0	5.00	70.0	13.0	3	4.2	DIN 371
		.512						*.236*	*.197*	*2.756*	*.512*		*.165*	
MJ 6	1.00	15.50	6.00 x 4.90	C	4H	T300-SD100DC-MJ6	★	6.0	6.00	80.0	15.5	3	5.0	DIN 371
		.610						*.236*	*.236*	*3.150*	*.610*		*.197*	

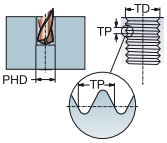

ULDR 2.0
FHA 15°
SUBSTRATE HSS-E-PM
COATING PVD ALCRN

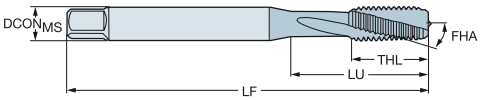

Pour les alliages de titane

TDZ	TP	LU	CZC_{MS}	THCHT	TCTR	Référence de commande	S D115	Dimensions, mm, pouce $DCON_{MS}$	TD	LF	THL	NOF	PHD	BSG
MJ 4	0.70	13.00	4.50 x 3.40	C	6HX	T300-SM100DC-MJ4	★	4.5	4.00	63.0	13.0	3	3.3	DIN 371
		.512						*.177*	*.157*	*2.480*	*.512*		*.130*	
MJ 5	0.80	16.00	6.00 x 4.90	C	6HX	T300-SM100DC-MJ5	★	6.0	5.00	70.0	16.0	3	4.2	DIN 371
		.630						*.236*	*.197*	*2.756*	*.630*		*.165*	
MJ 6	1.00	23.00	6.00 x 4.90	C	6HX	T300-SM100DC-MJ6	★	6.0	6.00	80.0	15.0	3	5.0	DIN 371
		.906						*.236*	*.236*	*3.150*	*.591*		*.197*	
MJ 8	1.25	29.50	8.00 x 6.20	C	6HX	T300-SM100DC-MJ8	★	8.0	8.00	100.0	18.0	3	6.8	DIN 371
		1.161						*.315*	*.315*	*3.937*	*.709*		*.268*	

C177 C157 E9 E27 C154

Taraud coupant CoroTap™ 300 à goujures hélicoïdales

Profil de filet : UNC

DIN 2184-1

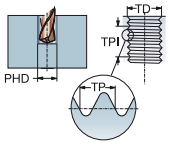

ULDR 1.5
FHA 25°
SUBSTRATE HSS-E-PM

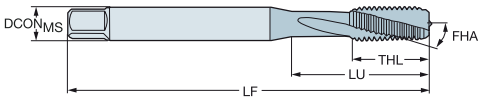

Pour les alliages à base nickel

TDZ	TPI	LU	CZC_{MS}	THCHT	TCTR	Référence de commande	S / D150	$DCON_{MS}$	TD	LF	THL	NOF	PHD	BSG
								Dimensions, mm, pouce						
UNC #3-48	48.00	9.00	2.80 x 2.10	C	2B	T300-SD100DE-3-48	★	2.8	2.51	50.0	9.0	3	2.1	DIN 2184-1
		.354						*.110*	*.099*	*1.969*	*.354*		*.083*	
UNC #2-56	56.00	9.00	2.80 x 2.10	C	2B	T300-SD100DE-2-56	★	2.8	2.18	45.0	9.0	3	1.9	DIN 2184-1
		.354						*.110*	*.086*	*1.772*	*.354*		*.073*	
UNC #4-40	40.00	10.00	3.50 x 2.70	C	2B	T300-SD100DE-4-40	★	3.5	2.84	56.0	10.0	3	2.4	DIN 2184-1
		.394						*.138*	*.112*	*2.205*	*.394*		*.093*	
UNC #6-32	32.00	12.00	4.00 x 3.00	C	2B	T300-SD100DE-6-32	★	4.0	3.51	56.0	12.0	3	2.9	DIN 2184-1
		.472						*.157*	*.138*	*2.205*	*.472*		*.112*	
UNC #8-32	32.00	13.00	4.50 x 3.40	C	2B	T300-SD100DE-8-32	★	4.5	4.17	63.0	13.0	3	3.5	DIN 2184-1
		.512						*.177*	*.164*	*2.480*	*.512*		*.138*	
UNC #10-24	24.00	16.00	6.00 x 4.90	C	2B	T300-SD100DE-10-24	★	6.0	4.83	70.0	16.0	3	3.9	DIN 2184-1
		.630						*.236*	*.190*	*2.756*	*.630*		*.154*	
UNC 1/4-20	20.00	25.00	7.00 x 5.50	C	2B	T300-SD100DE-1/4	★	7.0	6.35	80.0	15.0	3	5.1	DIN 2184-1
		.984						*.276*	*.250*	*3.150*	*.591*		*.201*	
UNC 5/16-18	18.00	29.50	8.00 x 6.20	C	2B	T300-SD100DE-5/16	★	8.0	7.94	90.0	18.0	3	6.6	DIN 2184-1
		1.161						*.315*	*.313*	*3.543*	*.709*		*.260*	
UNC 3/8-16	16.00	33.50	10.00 x 8.00	C	2B	T300-SD100DE-3/8	★	10.0	9.53	100.0	20.0	4	8.0	DIN 2184-1
		1.319						*.394*	*.375*	*3.937*	*.787*		*.315*	

C177 C157 E9 E27 C154

FRE

Taraud coupant CoroTap™ 300 à goujures hélicoïdales

Profil de filet : UNC

C-DIN/ANSI, DIN/ANSI

ULDR	1.5
FHA	15°
SUBSTRATE	HSS-E-PM
COATING	PVD TIALN

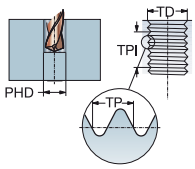

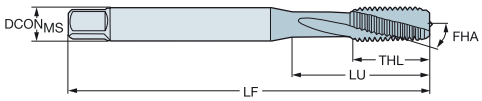

P
30-48 HRC

TDZ	TPI	LU	CZC$_{MS}$	THCHT	TCTR	Référence de commande	DCON$_{MS}$	TD	LF	THL	NOF	BSG
							Dimensions, mm, pouce					
UNC #4-40	40.00	11.90	.141 x .110	C	2B	E8844-40	3.6	2.84	56.0	11.9	3	C-DIN/ANSI
		.469					*.141*	*.112*	*2.205*	*.469*		
UNC #6-32	32.00	13.90	.168 x .131	C	2B	E8846-32	4.3	3.51	63.0	13.9	3	C-DIN/ANSI
		.547					*.168*	*.138*	*2.480*	*.547*		
UNC #8-32	32.00	15.10	.194 x .152	C	2B	E8848-32	4.9	4.17	70.0	15.1	3	C-DIN/ANSI
		.594					*.194*	*.164*	*2.756*	*.594*		
UNC #10-24	24.00	17.00	.255 x .191	C	2B	E88410-24	6.5	4.83	80.0	17.0	3	C-DIN/ANSI
		.669					*.255*	*.190*	*3.150*	*.669*		
UNC 1/4-20	20.00	20.20	.318 x .238	C	2B	E8841/4	8.1	6.35	90.0	20.2	3	C-DIN/ANSI
		.795					*.318*	*.250*	*3.543*	*.795*		
UNC 5/16-18	18.00	20.00	.381 x .286	C	2B	E8845/16	9.7	7.94	100.0	22.8	3	C-DIN/ANSI
		.787					*.381*	*.313*	*3.937*	*.898*		
UNC 3/8-16	16.00	37.00	.381 x .286	C	2B	E8843/8	9.7	9.53	100.0	20.0	3	DIN/ANSI
		1.457					*.381*	*.375*	*3.937*	*.787*		
UNC 7/16-14	14.00	72.60	.323 x .242	C	2B	E8847/16	8.2	11.11	100.0	20.0	4	DIN/ANSI
		2.858					*.323*	*.438*	*3.937*	*.787*		
UNC 1/2-13	13.00	81.80	.367 x .275	C	2B	E8841/2	9.3	12.70	110.0	23.0	4	DIN/ANSI
		3.220					*.367*	*.500*	*4.331*	*.906*		
UNC 5/8-11	11.00	65.80	.480 x .360	C	2B	E8845/8	12.2	15.88	110.0	23.0	4	DIN/ANSI
		2.591					*.480*	*.625*	*4.331*	*.906*		
UNC 3/4-10	10.00	77.50	.590 x .442	C	2B	E8843/4	15.0	19.05	125.0	30.0	4	DIN/ANSI
		3.051					*.590*	*.750*	*4.921*	*1.181*		

C177 C157 E9 C154

Taraud coupant CoroTap™ 300 à goujures hélicoïdales

Profil de filet : UNC

DIN/ANSI

ULDR 3.0
FHA 48°
SUBSTRATE HSS-E-PM
COATING PVD TIALN

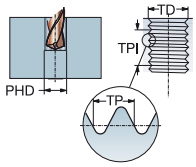

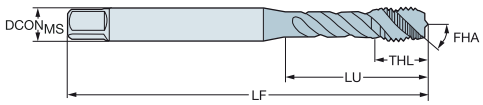

P
≤350HB

TCT	TDZ	TPI	LU	CZC$_{MS}$	THCHT	TCTR	Référence de commande	DCON$_{MS}$	TD	LF	THL	NOF	BSG
								Dimensions, mm, pouce					
H1	UNC #2-56	56.00	11.99	.141 x .110	C	3B	EX23PA2-56	3.6	2.18	45.0	4.0	3	DIN/ANSI
			.472					*.141*	*.086*	*1.772*	*.157*		
H2	UNC #4-40	40.00	16.97	.141 x .110	C	2B	EX23PA4-40	3.6	2.84	56.0	6.5	3	DIN/ANSI
			.668					*.141*	*.112*	*2.205*	*.256*		
H2	UNC #5-40	40.00	17.74	.141 x .110	C	2B	EX23PA5-40	3.6	3.18	56.0	6.5	3	DIN/ANSI
			.698					*.141*	*.125*	*2.205*	*.256*		
H3	UNC #6-32	32.00	20.20	.141 x .110	C	2B	EX23PA6-32	3.6	3.51	56.0	6.5	3	DIN/ANSI
			.795					*.141*	*.138*	*2.205*	*.256*		
H3	UNC #8-32	32.00	21.18	.168 x .131	C	2B	EX23PA8-32	4.3	4.17	63.0	7.0	3	DIN/ANSI
			.834					*.168*	*.164*	*2.480*	*.276*		
H5	UNC #8-32	32.00	21.18	.168 x .131	C	2B	EX23PA8-32H5	4.3	4.17	63.0	7.0	3	DIN/ANSI
			.834					*.168*	*.164*	*2.480*	*.276*		
H3	UNC #10-24	24.00	27.54	.194 x .152	C	2B	EX23PA10-24	4.9	4.83	70.0	8.4	3	DIN/ANSI
			1.084					*.194*	*.190*	*2.756*	*.331*		
H3	UNC 1/4-20	20.00	24.69	.255 x .191	C	3B	EX23PA1/4	6.5	6.35	80.0	10.2	3	DIN/ANSI
			.972					*.255*	*.250*	*3.150*	*.402*		
H5	UNC 1/4-20	20.00	24.69	.255 x .191	C	2B	EX23PA1/4H5	6.5	6.35	80.0	10.2	3	DIN/ANSI
			.972					*.255*	*.250*	*3.150*	*.402*		
H3	UNC 5/16-18	18.00	33.17	.318 x .238	C	3B	EX23PA5/16	8.1	7.94	90.0	12.2	3	DIN/ANSI
			1.306					*.318*	*.313*	*3.543*	*.480*		
H5	UNC 5/16-18	18.00	33.17	.318 x .238	C	2B	EX23PA5/16H5	8.1	7.94	90.0	12.2	3	DIN/ANSI
			1.306					*.318*	*.313*	*3.543*	*.480*		
H3	UNC 3/8-16	16.00	38.07	.381 x .286	C	3B	EX23PA3/8	9.7	9.53	100.0	15.8	3	DIN/ANSI
			1.499					*.381*	*.375*	*3.937*	*.622*		
H5	UNC 3/8-16	16.00	38.07	.381 x .286	C	2B	EX23PA3/8H5	9.7	9.53	100.0	15.8	3	DIN/ANSI
			1.499					*.381*	*.375*	*3.937*	*.622*		
H3	UNC 7/16-14	14.00	72.60	.323 x .242	C	3B	EX23PA7/16	8.2	11.11	100.0	15.0	3	DIN/ANSI
			2.858					*.323*	*.438*	*3.937*	*.591*		
H3	UNC 1/2-13	13.00	81.80	.367 x .275	C	3B	EX23PA1/2	9.3	12.70	110.0	18.0	3	DIN/ANSI
			3.220					*.367*	*.500*	*4.331*	*.709*		
H5	UNC 1/2-13	13.00	81.80	.367 x .275	C	2B	EX23PA1/2H5	9.3	12.70	110.0	18.0	3	DIN/ANSI
			3.220					*.367*	*.500*	*4.331*	*.709*		
H3	UNC 5/8-11	11.00	65.80	.480 x .360	C	3B	EX23PA5/8	12.2	15.88	110.0	20.0	4	DIN/ANSI
			2.591					*.480*	*.625*	*4.331*	*.787*		
H5	UNC 5/8-11	11.00	65.80	.480 x .360	C	2B	EX23PA5/8H5	12.2	15.88	110.0	20.0	4	DIN/ANSI
			2.591					*.480*	*.625*	*4.331*	*.787*		
H3	UNC 3/4-10	10.00	77.50	.590 x .442	C	3B	EX23PA3/4	15.0	19.05	125.0	25.0	4	DIN/ANSI
			3.051					*.590*	*.750*	*4.921*	*.984*		
H5	UNC 3/4-10	10.00	77.50	.590 x .442	C	2B	EX23PA3/4H5	15.0	19.05	125.0	25.0	4	DIN/ANSI
			3.051					*.590*	*.750*	*4.921*	*.984*		
H4	UNC 7/8-9	9.00	90.90	.697 x .523	C	3B	EX23PA7/8	17.7	22.23	140.0	25.0	4	DIN/ANSI
			3.579					*.697*	*.875*	*5.512*	*.984*		
H4	UNC 1"-8	8.00	95.40	.800 x .600	C	3B	EX23PA1	20.3	25.40	160.0	30.0	4	DIN/ANSI
			3.756					*.800*	*1.000*	*6.299*	*1.181*		

C177 C157 E9 C154

SANDVIK Coromant

FRE

Taraud coupant CoroTap™ 300 à goujures hélicoïdales

Profil de filet : UNC

DIN/ANSI

ULDR	3.0
FHA	48°
SUBSTRATE	HSS-E-PM
COATING	PVD TIALN

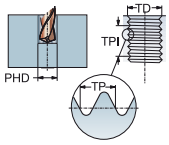

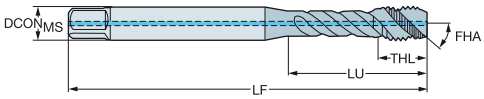

P
≤350HB

									Dimensions, mm, pouce					
TDZ	TPI	LU	CZC_{MS}	THCHT	TCTR	CNSC	CXSC	Référence de commande	$DCON_{MS}$	TD	LF	THL	NOF	BSG
UNC 1/4-20	20.00	24.69	.255 x .191	C	2BX	1	1	EX29PA1/4	6.5	6.35	80.0	10.2	3	DIN/ANSI
		.972							*.255*	*.250*	*3.150*	*.402*		
UNC 5/16-18	18.00	33.17	.318 x .238	C	2BX	1	1	EX29PA5/16	8.1	7.94	90.0	12.2	3	DIN/ANSI
		1.306							*.318*	*.313*	*3.543*	*.480*		
UNC 3/8-16	16.00	38.07	.381 x .286	C	2BX	1	1	EX29PA3/8	9.7	9.53	100.0	15.8	3	DIN/ANSI
		1.499							*.381*	*.375*	*3.937*	*.622*		
UNC 1/2-13	13.00	81.90	.367 x .275	C	2BX	1	1	EX29PA1/2	9.3	12.70	110.0	18.0	3	DIN/ANSI
		3.224							*.367*	*.500*	*4.331*	*.709*		
UNC 5/8-11	11.00	65.80	.480 x .360	C	2BX	1	1	EX29PA5/8	12.2	15.88	110.0	20.0	4	DIN/ANSI
		2.591							*.480*	*.625*	*4.331*	*.787*		
UNC 3/4-10	10.00	77.50	.590 x .442	C	2BX	1	1	EX29PA3/4	15.0	19.05	125.0	25.0	4	DIN/ANSI
		3.051							*.590*	*.750*	*4.921*	*.984*		
UNC 7/8-9	9.00	90.90	.697 x .523	C	2BX	1	1	EX29PA7/8	17.7	22.23	140.0	25.0	4	DIN/ANSI
		3.579							*.697*	*.875*	*5.512*	*.984*		
UNC 1"-8	8.00	95.40	.800 x .600	C	2BX	1	1	EX29PA1	20.3	25.40	160.0	30.0	4	DIN/ANSI
		3.756							*.800*	*1.000*	*6.299*	*1.181*		

CXSC 1 = Sortie axiale concentrique du liquide de coupe

C177 C157 E9 E28 C154

Taraud coupant CoroTap™ 300 à goujures hélicoïdales

Profil de filet : UNC

DIN/ANSI

ULDR	2.5
FHA	48°
SUBSTRATE	HSS-PM
COATING	PVD TIALN+WCC

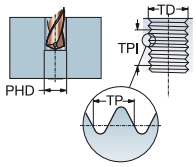

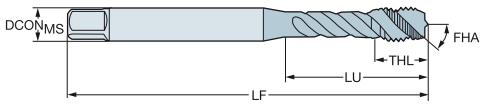

M

							Dimensions, mm, pouce					
TDZ	TPI	LU	CZC_{MS}	THCHT	TCTR	**Référence de commande**	$DCON_{MS}$	TD	LF	THL	NOF	BSG
UNC #4-40	40.00	15.47	.141 x .110	C	2B	E8824-40	3.6	2.84	56.0	6.5	3	DIN/ANSI
		.609					*.141*	*.112*	*2.205*	*.256*		
UNC #6-32	32.00	15.08	.141 x .110	C	2B	E8826-32	3.6	3.51	56.0	6.5	3	DIN/ANSI
		.594					*.141*	*.138*	*2.205*	*.256*		
UNC #8-32	32.00	16.58	.168 x .131	C	2B	E8828-32	4.3	4.17	63.0	7.0	3	DIN/ANSI
		.653					*.168*	*.164*	*2.480*	*.276*		
UNC #10-24	24.00	21.00	.194 x .152	C	2B	E88210-24	4.9	4.83	70.0	8.4	3	DIN/ANSI
		.827					*.194*	*.190*	*2.756*	*.331*		
UNC 1/4-20	20.00	25.59	.255 x .191	C	2B	E8821/4	6.5	6.35	80.0	10.2	3	DIN/ANSI
		1.007					*.255*	*.250*	*3.150*	*.402*		
UNC 5/16-18	18.00	30.20	.318 x .238	C	2B	E8825/16	8.1	7.94	90.0	12.2	3	DIN/ANSI
		1.189					*.318*	*.313*	*3.543*	*.480*		
UNC 3/8-16	16.00	32.80	.381 x .286	C	2B	E8823/8	9.7	9.53	100.0	15.8	3	DIN/ANSI
		1.292					*.381*	*.375*	*3.937*	*.622*		
UNC 7/16-14	14.00	72.60	.323 x .242	C	2B	E8827/16	8.2	11.11	100.0	15.0	3	DIN/ANSI
		2.858					*.323*	*.438*	*3.937*	*.591*		
UNC 1/2-13	13.00	81.80	.367 x .275	C	2B	E8821/2	9.3	12.70	110.0	18.0	3	DIN/ANSI
		3.220					*.367*	*.500*	*4.331*	*.709*		
UNC 5/8-11	11.00	65.80	.480 x .360	C	2B	E8825/8	12.2	15.88	110.0	20.0	4	DIN/ANSI
		2.591					*.480*	*.625*	*4.331*	*.787*		
UNC 3/4-10	10.00	77.50	.590 x .442	C	2B	E8823/4	15.0	19.05	125.0	25.0	4	DIN/ANSI
		3.051					*.590*	*.750*	*4.921*	*.984*		
UNC 7/8-9	9.00	90.90	.697 x .523	C	2B	E8827/8	17.7	22.23	140.0	25.0	4	DIN/ANSI
		3.579					*.697*	*.875*	*5.512*	*.984*		

C177 C157 E9 C154

FRE

Taraud coupant CoroTap™ 300 à goujures hélicoïdales

Profil de filet : UNC

DIN/ANSI

ULDR 1.5
FHA 15°
SUBSTRATE HSS-E-PM

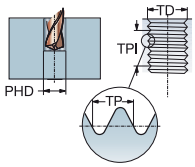

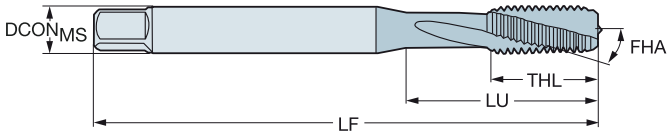

N

TDZ	TPI	LU	CZC$_{MS}$	THCHT	TCTR	Référence de commande	N	D150	DCON$_{MS}$	TD	LF	THL	NOF	PHD	BSG
							Dimensions, mm, pouce								
UNC #6-32	32.00	15.08	.141 x .110	C	2B	T300-NM100AE-6-32	★		3.6	3.51	56.0	11.0	3	2.9	DIN/ANSI
		.594							*.141*	*.138*	*2.205*	*.433*		*.112*	
UNC #8-32	32.00	16.58	.168 x .131	C	2B	T300-NM100AE-8-32	★		4.3	4.17	63.0	13.0	3	3.5	DIN/ANSI
		.653							*.168*	*.164*	*2.480*	*.512*		*.138*	
UNC 1/4-20	20.00	25.59	.255 x .191	C	2B	T300-NM100AE-1/4	★		6.5	6.35	80.0	15.0	3	5.1	DIN/ANSI
		1.007							*.255*	*.250*	*3.150*	*.591*		*.201*	
UNC 5/16-18	18.00	30.20	.318 x .238	C	2B	T300-NM100AE-5/16	★		8.1	7.94	90.0	18.0	3	6.6	DIN/ANSI
		1.189							*.318*	*.313*	*3.543*	*.709*		*.260*	
UNC 3/8-16	16.00	32.80	.381 x .286	C	2B	T300-NM100AE-3/8	★		9.7	9.53	100.0	20.0	3	8.0	DIN/ANSI
		1.292							*.381*	*.375*	*3.937*	*.787*		*.315*	
UNC 1/2-13	13.00	81.80	.367 x .275	C	2B	T300-NM100AE-1/2	★		9.3	12.70	110.0	23.0	3	10.8	DIN/ANSI
		3.220							*.367*	*.500*	*4.331*	*.906*		*.425*	
UNC 5/8-11	11.00	65.80	.480 x .360	C	2B	T300-NM100AE-5/8	★		12.2	15.88	110.0	23.0	3	13.5	DIN/ANSI
		2.591							*.480*	*.625*	*4.331*	*.906*		*.531*	
UNC 3/4-10	10.00	77.50	.590 x .442	C	2B	T300-NM100AE-3/4	★		15.0	19.05	125.0	30.0	4	16.5	DIN/ANSI
		3.051							*.590*	*.750*	*4.921*	*1.181*		*.650*	

Profil de filet : UNF

DIN/ANSI

TDZ	TPI	LU	CZC$_{MS}$	THCHT	TCTR	Référence de commande	N	D150	DCON$_{MS}$	TD	LF	THL	NOF	PHD	BSG
							Dimensions, mm, pouce								
UNF #10-32	32.00	21.42	.194 x .152	C	2B	T300-NM100AF-10-32	★		4.9	4.83	70.0	14.0	3	4.1	DIN/ANSI
		.843							*.194*	*.190*	*2.756*	*.551*		*.161*	
UNF 1/4-28	28.00	25.59	.255 x .191	C	2B	T300-NM100AF-1/4	★		6.5	6.35	80.0	15.0	3	5.5	DIN/ANSI
		1.007							*.255*	*.250*	*3.150*	*.591*		*.217*	
UNF 5/16-24	24.00	30.20	.318 x .238	C	2B	T300-NM100AF-5/16	★		8.1	7.94	90.0	18.0	3	6.9	DIN/ANSI
		1.189							*.318*	*.313*	*3.543*	*.709*		*.272*	
UNF 3/8-24	24.00	32.80	.381 x .286	C	2B	T300-NM100AF-3/8	★		9.7	9.53	100.0	20.0	3	8.5	DIN/ANSI
		1.292							*.381*	*.375*	*3.937*	*.787*		*.335*	
UNF 1/2-20	20.00	81.80	.367 x .275	C	2B	T300-NM100AF-1/2	★		9.3	12.70	110.0	23.0	3	11.5	DIN/ANSI
		3.220							*.367*	*.500*	*4.331*	*.906*		*.453*	

C177 C157 E9 E27 C154

Taraud coupant CoroTap™ 300 à goujures hélicoïdales

Profil de filet : UNF

DIN 2184-1

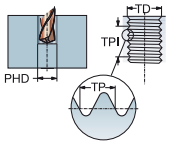

ULDR 1.5
FHA 25°
SUBSTRATE HSS-E-PM

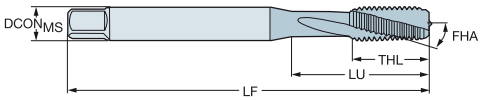

Pour les alliages à base nickel

TDZ	TPI	LU	CZC_{MS}	THCHT	TCTR	Référence de commande	S / D150	$DCON_{MS}$	TD	LF	THL	NOF	PHD	BSG
								Dimensions, mm, pouce						
UNF #6-40	40.00	12.00	4.00 x 3.00	C	3B	T300-SD100DF-6-40	★	4.0	3.51	56.0	12.0	3	3.0	DIN 2184-1
		.472						*.157*	*.138*	*2.205*	*.472*		*.116*	
UNF #8-36	36.00	42.00	4.50 x 3.40	C	3B	T300-SD100DF-8-36	★	4.5	4.17	63.0	13.0	3	3.5	DIN 2184-1
		1.654						*.177*	*.164*	*2.480*	*.512*		*.138*	
UNF #10-32	32.00	16.00	6.00 x 4.90	C	3B	T300-SD100DF-10-32	★	6.0	4.83	70.0	16.0	3	4.1	DIN 2184-1
		.630						*.236*	*.190*	*2.756*	*.630*		*.161*	
UNF #12-28	28.00	23.00	6.00 x 4.90	C	3B	T300-SD100DF-12-28	★	6.0	5.49	80.0	15.0	3	4.6	DIN 2184-1
		.906						*.236*	*.216*	*3.150*	*.591*		*.181*	
UNF 1/4-28	28.00	25.00	7.00 x 5.50	C	3B	T300-SD100DF-1/4	★	7.0	6.35	80.0	15.0	3	5.5	DIN 2184-1
		.984						*.276*	*.250*	*3.150*	*.591*		*.217*	
UNF 5/16-24	24.00	29.50	8.00 x 6.20	C	3B	T300-SD100DF-5/16	★	8.0	7.94	90.0	18.0	3	6.9	DIN 2184-1
		1.161						*.315*	*.313*	*3.543*	*.709*		*.272*	
UNF 3/8-24	24.00	33.50	10.00 x 8.00	C	3B	T300-SD100DF-3/8	★	10.0	9.53	100.0	20.0	4	8.5	DIN 2184-1
		1.319						*.394*	*.375*	*3.937*	*.787*		*.335*	

C177 C157 E9 E27 C154

FRE

Taraud coupant CoroTap™ 300 à goujures hélicoïdales

Profil de filet : UNF

C-DIN/ANSI, DIN/ANSI

ULDR	1.5
FHA	15°
SUBSTRATE	HSS-E-PM
COATING	PVD TIALN

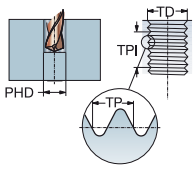

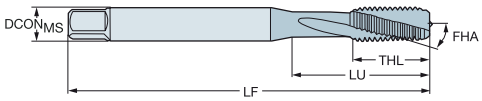

P
30-48 HRC

							Dimensions, mm, pouce					
TDZ	TPI	LU	CZC_{MS}	THCHT	TCTR	Référence de commande	$DCON_{MS}$	TD	LF	THL	NOF	BSG
UNF #10-32	32.00	17.00	.255 x .191	C	2B	E88510-32	6.5	4.83	80.0	17.0	3	C-DIN/ANSI
		.669					*.255*	*.190*	*3.150*	*.669*		
UNF 1/4-28	28.00	20.20	.318 x .238	C	2B	E8851/4	8.1	6.35	90.0	20.2	3	C-DIN/ANSI
		.795					*.318*	*.250*	*3.543*	*.795*		
UNF 5/16-24	24.00	20.00	.381 x .286	C	2B	E8855/16	9.7	7.94	100.0	22.8	3	C-DIN/ANSI
		.787					*.381*	*.313*	*3.937*	*.898*		
UNF 3/8-24	24.00	33.00	.381 x .286	C	2B	E8853/8	9.7	9.53	100.0	20.0	3	DIN/ANSI
		1.299					*.381*	*.375*	*3.937*	*.787*		
UNF 7/16-20	20.00	72.60	.323 x .242	C	2B	E8857/16	8.2	11.11	100.0	20.0	4	DIN/ANSI
		2.858					*.323*	*.438*	*3.937*	*.787*		
UNF 1/2-20	20.00	81.80	.367 x .275	C	2B	E8851/2	9.3	12.70	110.0	23.0	4	DIN/ANSI
		3.220					*.367*	*.500*	*4.331*	*.906*		
UNF 5/8-18	18.00	65.80	.480 x .360	C	2B	E8855/8	12.2	15.88	110.0	23.0	4	DIN/ANSI
		2.591					*.480*	*.625*	*4.331*	*.906*		
UNF 3/4-16	16.00	77.50	.590 x .442	C	2B	E8853/4	15.0	19.05	125.0	30.0	4	DIN/ANSI
		3.051					*.590*	*.750*	*4.921*	*1.181*		

C177 C157 E9 C154

Taraud coupant CoroTap™ 300 à goujures hélicoïdales

Profil de filet : UNF

DIN/ANSI

ULDR	3.0
FHA	48°
SUBSTRATE	HSS-E-PM
COATING	PVD TIALN

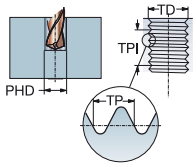

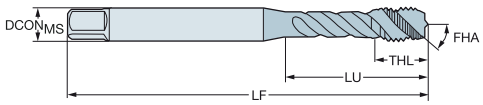

P
≤350HB

TCT	TDZ	TPI	LU	CZC$_{MS}$	THCHT	TCTR	Référence de commande	DCON$_{MS}$	TD	LF	THL	NOF	BSG
								Dimensions, mm, pouce					
H2	UNF #8-36	36.00	21.18	.168 x .131	C	2B	EX33PA8-36	4.3	4.17	63.0	7.0	3	DIN/ANSI
			.834					*.168*	*.164*	*2.480*	*.276*		
H3	UNF #10-32	32.00	27.54	.194 x .152	C	2B	EX33PA10-32	4.9	4.83	70.0	8.0	3	DIN/ANSI
			1.084					*.194*	*.190*	*2.756*	*.315*		
H3	UNF 1/4-28	28.00	24.69	.255 x .191	C	3B	EX33PA1/4	6.5	6.35	80.0	10.2	3	DIN/ANSI
			.972					*.255*	*.250*	*3.150*	*.402*		
H4	UNF 1/4-28	28.00	24.69	.255 x .191	C	2B	EX33PA1/4H4	6.5	6.35	80.0	10.2	3	DIN/ANSI
			.972					*.255*	*.250*	*3.150*	*.402*		
H3	UNF 5/16-24	24.00	33.17	.318 x .238	C	3B	EX33PA5/16	8.1	7.94	90.0	12.0	3	DIN/ANSI
			1.306					*.318*	*.313*	*3.543*	*.472*		
H4	UNF 5/16-24	24.00	33.17	.318 x .238	C	2B	EX33PA5/16H4	8.1	7.94	90.0	12.0	3	DIN/ANSI
			1.306					*.318*	*.313*	*3.543*	*.472*		
H3	UNF 3/8-24	24.00	38.07	.381 x .286	C	3B	EX33PA3/8	9.7	9.53	100.0	15.8	3	DIN/ANSI
			1.499					*.381*	*.375*	*3.937*	*.622*		
H4	UNF 3/8-24	24.00	38.07	.381 x .286	C	2B	EX33PA3/8H4	9.7	9.53	100.0	15.8	3	DIN/ANSI
			1.499					*.381*	*.375*	*3.937*	*.622*		
H3	UNF 7/16-20	20.00	72.60	.323 x .242	C	3B	EX33PA7/16	8.2	11.11	100.0	15.0	3	DIN/ANSI
			2.858					*.323*	*.438*	*3.937*	*.591*		
H3	UNF 1/2-20	20.00	81.80	.367 x .275	C	3B	EX33PA1/2	9.3	12.70	110.0	18.0	3	DIN/ANSI
			3.220					*.367*	*.500*	*4.331*	*.709*		
H5	UNF 1/2-20	20.00	81.80	.367 x .275	C	2B	EX33PA1/2H5	9.3	12.70	110.0	18.0	3	DIN/ANSI
			3.220					*.367*	*.500*	*4.331*	*.709*		
H3	UNF 5/8-18	18.00	65.80	.480 x .360	C	3B	EX33PA5/8	12.2	15.88	110.0	20.0	4	DIN/ANSI
			2.591					*.480*	*.625*	*4.331*	*.787*		
H5	UNF 5/8-18	18.00	65.80	.480 x .360	C	2B	EX33PA5/8H5	12.2	15.88	110.0	20.0	4	DIN/ANSI
			2.591					*.480*	*.625*	*4.331*	*.787*		
H3	UNF 3/4-16	16.00	77.50	.590 x .442	C	3B	EX33PA3/4	15.0	19.05	125.0	25.0	4	DIN/ANSI
			3.051					*.590*	*.750*	*4.921*	*.984*		
H5	UNF 3/4-16	16.00	77.50	.590 x .442	C	2B	EX33PA3/4H5	15.0	19.05	125.0	25.0	4	DIN/ANSI
			3.051					*.590*	*.750*	*4.921*	*.984*		
H4	UNF 7/8-14	14.00	90.90	.697 x .523	C	3B	EX33PA7/8	17.7	22.23	140.0	25.0	4	DIN/ANSI
			3.579					*.697*	*.875*	*5.512*	*.984*		
H4	UNF 1"-12	12.00	95.40	.800 x .600	C	3B	EX33PA1-12	20.3	25.40	160.0	30.0	4	DIN/ANSI
			3.756					*.800*	*1.000*	*6.299*	*1.181*		

C177 C157 E9 C154

FRE

Taraud coupant CoroTap™ 300 à goujures hélicoïdales

Profil de filet : UNF

DIN/ANSI

ULDR	3.0
FHA	48°
SUBSTRATE	HSS-E-PM
COATING	PVD TIALN

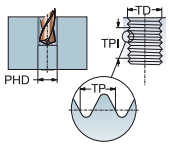

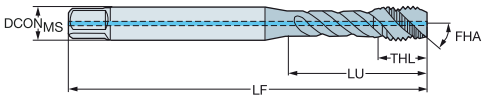

P
≤350HB

									Dimensions, mm, pouce					
TDZ	TPI	LU	CZC_{MS}	THCHT	TCTR	CNSC	CXSC	Référence de commande	$DCON_{MS}$	TD	LF	THL	NOF	BSG
UNF #10-32	32.00	27.54	.194 x .152	C	2BX	1	1	EX39PA10-32	4.9	4.83	70.0	8.0	3	DIN/ANSI
		1.084							*.194*	*.190*	*2.756*	*.315*		
UNF 1/4-28	28.00	24.69	.255 x .191	C	2BX	1	1	EX39PA1/4	6.5	6.35	80.0	10.2	3	DIN/ANSI
		.972							*.255*	*.250*	*3.150*	*.402*		
UNF 5/16-24	24.00	33.17	.318 x .238	C	2BX	1	1	EX39PA5/16	8.1	7.94	90.0	12.0	3	DIN/ANSI
		1.306							*.318*	*.313*	*3.543*	*.472*		
UNF 3/8-24	24.00	38.07	.381 x .286	C	2BX	1	1	EX39PA3/8	9.7	9.53	100.0	15.8	3	DIN/ANSI
		1.499							*.381*	*.375*	*3.937*	*.622*		
UNF 1/2-20	20.00	81.80	.367 x .275	C	2BX	1	1	EX39PA1/2	9.3	12.70	110.0	18.0	3	DIN/ANSI
		3.220							*.367*	*.500*	*4.331*	*.709*		
UNF 5/8-18	18.00	65.80	.480 x .360	C	2BX	1	1	EX39PA5/8	12.2	15.88	110.0	20.0	4	DIN/ANSI
		2.591							*.480*	*.625*	*4.331*	*.787*		

CXSC 1 = Sortie axiale concentrique du liquide de coupe

C177 C157 E9 E28 C154

Taraud coupant CoroTap™ 300 à goujures hélicoïdales

Profil de filet : UNF

DIN/ANSI

ULDR	2.5
FHA	48°
SUBSTRATE	HSS-PM
COATING	PVD TIALN+WCC

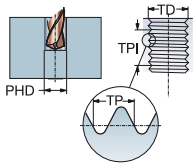

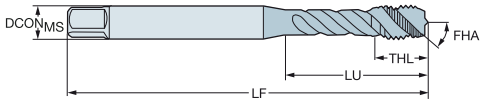

M

							Dimensions, mm, pouce					
TDZ	TPI	LU	CZC_{MS}	THCHT	TCTR	**Référence de commande**	$DCON_{MS}$	TD	LF	THL	NOF	BSG
UNF #10-32	32.00	21.42	.194 x .152	C	2B	E88310-32	4.9	4.83	70.0	8.4	3	DIN/ANSI
		.843					*.194*	*.190*	*2.756*	*.331*		
UNF 1/4-28	28.00	25.59	.255 x .191	C	2B	E8831/4	6.5	6.35	80.0	10.2	3	DIN/ANSI
		1.007					*.255*	*.250*	*3.150*	*.402*		
UNF 5/16-24	24.00	30.20	.318 x .238	C	2B	E8835/16	8.1	7.94	90.0	12.2	3	DIN/ANSI
		1.189					*.318*	*.313*	*3.543*	*.480*		
UNF 3/8-24	24.00	32.80	.381 x .286	C	2B	E8833/8	9.7	9.53	100.0	15.8	3	DIN/ANSI
		1.292					*.381*	*.375*	*3.937*	*.622*		
UNF 7/16-20	20.00	72.60	.323 x .242	C	2B	E8837/16	8.2	11.11	100.0	15.0	3	DIN/ANSI
		2.858					*.323*	*.438*	*3.937*	*.591*		
UNF 1/2-20	20.00	81.80	.367 x .275	C	2B	E8831/2	9.3	12.70	110.0	18.0	3	DIN/ANSI
		3.220					*.367*	*.500*	*4.331*	*.709*		
UNF 5/8-18	18.00	65.80	.480 x .360	C	2B	E8835/8	12.2	15.88	110.0	20.0	4	DIN/ANSI
		2.591					*.480*	*.625*	*4.331*	*.787*		
UNF 3/4-16	16.00	77.50	.590 x .442	C	2B	E8833/4	15.0	19.05	125.0	25.0	4	DIN/ANSI
		3.051					*.590*	*.750*	*4.921*	*.984*		
UNF 7/8-14	14.00	90.90	.697 x .523	C	2B	E8837/8	17.7	22.23	140.0	25.0	4	DIN/ANSI
		3.579					*.697*	*.875*	*5.512*	*.984*		

C177 C157 E9 C154

FRE

Taraud coupant CoroTap™ 300 à goujures hélicoïdales

Profil de filet : G

DIN 5156

ULDR	2.0
FHA	40°
SUBSTRATE	HSS-E
COATING	PVD FEN

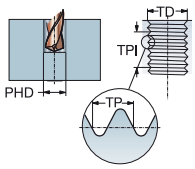

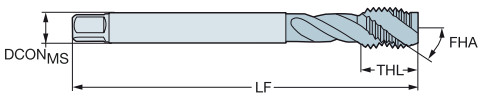

M

							Dimensions, mm, pouce					
TDZ	TPI	LU	CZC_{MS}	THCHT	TCTR	**Référence de commande**	$DCON_{MS}$	TD	LF	THL	NOF	BSG
G 1/8-28	28.00	67.00	7.00 x 5.50	C	NORMAL	**E3621/8**	7.0	9.73	90.0	12.0	3	DIN 5156
		2.638					*.276*	*.383*	*3.543*	*.472*		
G 1/4-19	19.00	71.00	11.00 x 9.00	C	NORMAL	**E3621/4**	11.0	13.16	100.0	15.0	4	DIN 5156
		2.795					*.433*	*.518*	*3.937*	*.591*		
G 3/8-19	19.00	58.00	12.00 x 9.00	C	NORMAL	**E3623/8**	12.0	16.66	100.0	15.0	4	DIN 5156
		2.283					*.472*	*.656*	*3.937*	*.591*		
G 1/2-14	14.00	80.00	16.00 x 12.00	C	NORMAL	**E3621/2**	16.0	20.96	125.0	24.0	4	DIN 5156
		3.150					*.630*	*.825*	*4.921*	*.945*		
G 3/4-14	14.00	77.00	20.00 x 16.00	C	NORMAL	**E3623/4**	20.0	26.44	140.0	20.0	4	DIN 5156
		3.032					*.787*	*1.041*	*5.512*	*.787*		
G 1"-11	11.00	93.00	25.00 x 20.00	C	NORMAL	**E3621**	25.0	33.25	160.0	24.0	4	DIN 5156
		3.661					*.984*	*1.309*	*6.299*	*.945*		

C177 C157 E9 C154

Taraud coupant CoroTap™ 300 à goujures hélicoïdales

Profil de filet : NPT

DIN/ANSI

ULDR 1.5
FHA 30°
SUBSTRATE HSS-E
COATING PVD FEN

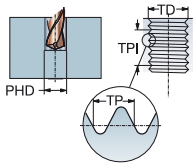

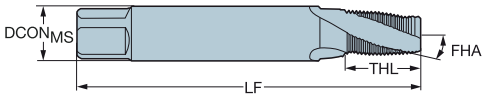

M

TDZ	TPI	LU	CZC$_{MS}$	THCHT	TCTR	Référence de commande	Dimensions, mm, pouce DCON$_{MS}$	TD	LF	THL	NOF	BSG
NPT 1/16-27	27.00	56.00	.313 x .234	C	NORMAL	E7361/16	8.0	7.72	80.0	14.0	3	DIN/ANSI
		2.205					*.313*	*.304*	*3.150*	*.551*		
NPT 1/8-27	27.00	64.00	.437 x .328	C	NORMAL	E7361/8	11.1	10.07	90.0	14.0	4	DIN/ANSI
		2.520					*.437*	*.396*	*3.543*	*.551*		
NPT 1/4-18	18.00	59.00	.562 x .421	C	NORMAL	E7361/4	14.3	13.37	100.0	20.0	4	DIN/ANSI
		2.323					*.562*	*.526*	*3.937*	*.787*		
NPT 3/8-18	18.00	67.00	.700 x .531	C	NORMAL	E7363/8	17.8	16.81	110.0	20.0	5	DIN/ANSI
		2.638					*.700*	*.662*	*4.331*	*.787*		
NPT 1/2-14	14.00	79.00	.687 x .515	C	NORMAL	E7361/2	17.4	20.95	125.0	26.0	5	DIN/ANSI
		3.110					*.687*	*.825*	*4.921*	*1.024*		
NPT 3/4-14	14.00	78.00	.906 x .679	C	NORMAL	E7363/4	23.0	26.29	140.0	26.0	5	DIN/ANSI
		3.071					*.906*	*1.035*	*5.512*	*1.024*		
NPT 1-11.5	11.50	58.00	1.125 x .843	C	NORMAL	E7361	28.6	32.91	150.0	31.0	5	DIN/ANSI
		2.283					*1.125*	*1.296*	*5.906*	*1.220*		

Profil de filet : NPTF

ULDR 1.5
FHA 30°
SUBSTRATE HSS-E
COATING PVD FEN

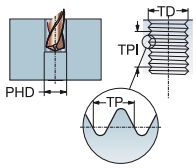

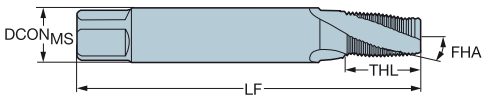

M

TDZ	TPI	LU	CZC$_{MS}$	THCHT	TCTR	Référence de commande	Dimensions, mm, pouce DCON$_{MS}$	TD	LF	THL	NOF	BSG
NPTF 1/16-27	27.00	56.00	.313 x .234	C	NORMAL	E7381/16	8.0	7.64	80.0	14.0	3	DIN/ANSI
		2.205					*.313*	*.301*	*3.150*	*.551*		
NPTF 1/8-27	27.00	64.00	.437 x .328	C	NORMAL	E7381/8	11.1	9.98	90.0	20.0	4	DIN/ANSI
		2.520					*.437*	*.393*	*3.543*	*.787*		
NPTF 1/4-18	18.00	59.00	.562 x .421	C	NORMAL	E7381/4	14.3	13.31	100.0	20.0	4	DIN/ANSI
		2.323					*.562*	*.524*	*3.937*	*.787*		
NPTF 3/8-18	18.00	67.00	.700 x .531	C	NORMAL	E7383/8	17.8	16.75	110.0	26.0	5	DIN/ANSI
		2.638					*.700*	*.660*	*4.331*	*1.024*		
NPTF 1/2-14	14.00	79.00	.437 x .328	C	NORMAL	E7381/2	11.1	20.92	125.0	14.0	5	DIN/ANSI
		3.110					*.437*	*.824*	*4.921*	*.551*		
NPTF 3/4-14	14.00	78.00	.687 x .515	C	NORMAL	E7383/4	17.4	26.27	140.0	26.0	5	DIN/ANSI
		3.071					*.687*	*1.034*	*5.512*	*1.024*		

C177 C157 E9 C154

SANDVIK Coromant

FRE

Taraud coupant CoroTap™ 300 à goujures hélicoïdales

Profil de filet : UNJC

DIN 2184-1

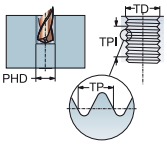

ULDR 1.5
FHA 10°
SUBSTRATE HSS-E-PM

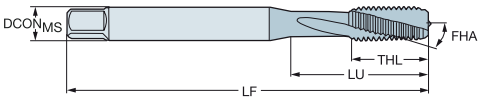

Pour les alliages à base nickel

							S	Dimensions, mm, pouce						
TDZ	TPI	LU	CZC_{MS}	THCHT	TCTR	Référence de commande	D150	$DCON_{MS}$	TD	LF	THL	NOF	PHD	BSG
UNJC #10-24	24.00	13.50	6.00 x 4.90	C	3B	T300-SD100DH-10-24	★	6.0	4.83	70.0	13.5	3	3.9	DIN 2184-1
		.531						*.236*	*.190*	*2.756*	*.531*		*.154*	
UNJC 1/4-20	20.00	17.50	7.00 x 5.50	C	3B	T300-SD100DH-1/4	★	7.0	6.35	80.0	17.5	3	5.1	DIN 2184-1
		.689						*.276*	*.250*	*3.150*	*.689*		*.201*	
UNJC 3/8-16	16.00	25.00	10.00 x 8.00	C	3B	T300-SD100DH-3/8	★	10.0	9.53	100.0	25.0	3	8.0	DIN 2184-1
		.984						*.394*	*.375*	*3.937*	*.984*		*.315*	
UNJC 5/16-18	18.00	21.00	8.00 x 6.20	C	3B	T300-SD100DH-5/16	★	8.0	7.94	90.0	21.0	3	6.6	DIN 2184-1
		.827						*.315*	*.313*	*3.543*	*.827*		*.260*	
UNJC #4-40	40.00	8.00	3.50 x 2.70	C	3B	T300-SD100DH-4-40	★	3.5	2.84	56.0	8.0	3	2.4	DIN 2184-1
		.315						*.138*	*.112*	*2.205*	*.315*		*.093*	
UNJC #6-32	32.00	10.00	4.00 x 3.00	C	3B	T300-SD100DH-6-32	★	4.0	3.51	56.0	10.0	3	2.9	DIN 2184-1
		.394						*.157*	*.138*	*2.205*	*.394*		*.112*	
UNJC #8-32	32.00	11.00	4.50 x 3.40	C	3B	T300-SD100DH-8-32	★	4.5	4.17	63.0	11.0	3	3.5	DIN 2184-1
		.433						*.177*	*.164*	*2.480*	*.433*		*.138*	

C177 C157 E9 E27 C154

Taraud coupant CoroTap™ 300 à goujures hélicoïdales

Profil de filet : UNJF

DIN 2184-1

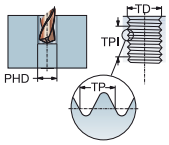

ULDR 1.5
FHA 10°
SUBSTRATE HSS-E-PM

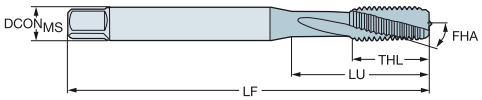

Pour les alliages à base nickel

TDZ	TPI	LU	CZC$_{MS}$	THCHT	TCTR	Référence de commande	S D150	DCON$_{MS}$	TD	LF	THL	NOF	PHD	BSG
								Dimensions, mm, pouce						
UNJF #6-40	40.00	9.50	4.00 x 3.00	C	3B	T300-SD100DI-6-40	★	4.0	3.51	56.0	9.5	3	3.0	DIN 2184-1
		.374						*.157*	*.138*	*2.205*	*.374*		*.116*	
UNJF #8-36	36.00	11.00	4.50 x 3.40	C	3B	T300-SD100DI-8-36	★	4.5	4.17	63.0	11.0	3	3.5	DIN 2184-1
		.433						*.177*	*.164*	*2.480*	*.433*		*.138*	
UNJF #10-32	32.00	12.50	6.00 x 4.90	C	3B	T300-SD100DI-10-32	★	6.0	4.83	70.0	12.5	3	4.1	DIN 2184-1
		.492						*.236*	*.190*	*2.756*	*.492*		*.161*	
UNJF 1/4-28	28.00	16.00	7.00 x 5.50	C	3B	T300-SD100DI-1/4	★	7.0	6.35	80.0	16.0	3	5.5	DIN 2184-1
		.630						*.276*	*.250*	*3.150*	*.630*		*.217*	
UNJF 5/16-24	24.00	20.00	8.00 x 6.20	C	3B	T300-SD100DI-5/16	★	8.0	7.94	90.0	20.0	3	6.9	DIN 2184-1
		.787						*.315*	*.313*	*3.543*	*.787*		*.272*	
UNJF 3/8-24	24.00	23.00	10.00 x 8.00	C	3B	T300-SD100DI-3/8	★	10.0	9.53	100.0	23.0	3	8.5	DIN 2184-1
		.906						*.394*	*.375*	*3.937*	*.906*		*.335*	

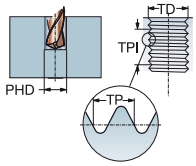

ULDR 2.0
FHA 15°
SUBSTRATE HSS-E-PM
COATING PVD ALCRN

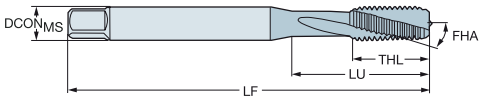

Pour les alliages de titane

TDZ	TPI	LU	CZC$_{MS}$	THCHT	TCTR	Référence de commande	S D115	DCON$_{MS}$	TD	LF	THL	NOF	PHD	BSG
								Dimensions, mm, pouce						
UNJF #10-32	32.00	16.00	6.00 x 4.90	C	3B	T300-SM100DI-10-32	★	6.0	4.83	70.0	16.0	3	4.1	DIN 2184-1
		.630						*.236*	*.190*	*2.756*	*.630*		*.161*	
UNJF 1/4-28	28.00	25.00	7.00 x 5.50	C	3B	T300-SM100DI-1/4	★	7.0	6.35	80.0	15.0	3	5.5	DIN 2184-1
		.984						*.276*	*.250*	*3.150*	*.591*		*.217*	
UNJF 5/16-24	24.00	29.50	8.00 x 6.20	C	3B	T300-SM100DI-5/16	★	8.0	7.94	90.0	18.0	3	6.9	DIN 2184-1
		1.161						*.315*	*.313*	*3.543*	*.709*		*.272*	
UNJF 3/8-24	24.00	33.50	10.00 x 8.00	C	3B	T300-SM100DI-3/8	★	10.0	9.53	100.0	20.0	3	8.5	DIN 2184-1
		1.319						*.394*	*.375*	*3.937*	*.787*		*.335*	

C177 C157 E9 E27 C154

FRE

Taraud coupant CoroTap™ 300 à goujures hélicoïdales

Profil de filet : EGUNF

DIN 2184-1

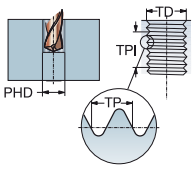

ULDR	2.0
FHA	15°
SUBSTRATE	HSS-E-PM
COATING	PVD ALCRN

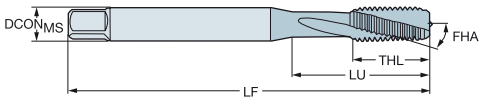

Tarauds

Pour les alliages de titane

TDZ	TPI	LU	CZC$_{MS}$	THCHT	TCTR	Référence de commande	S / D115	DCON$_{MS}$	TD	LF	THL	NOF	PHD	BSG
EGUNF #10-32	32.00	16.00	6.00 x 4.90	C	3B	T300-SM100DS-10-32	★	6.0	5.94	70.0	16.0	3	5.1	DIN 2184-1
		.630						*.236*	*.234*	*2.756*	*.630*		*.201*	
EGUNF 1/4-28	28.00	25.00	8.00 x 6.20	C	3B	T300-SM100DS-1/4	★	8.0	7.60	80.0	15.0	3	6.6	DIN 2184-1
		.984						*.315*	*.299*	*3.150*	*.591*		*.260*	

C177 C157 E9 E27 C154

Taraud coupant CoroTap™ 300 à goujures hélicoïdales

Profil de filet : EGUNJF

DIN 2184-1

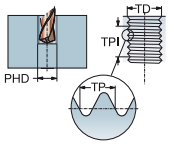

ULDR 1.5
FHA 10°
SUBSTRATE HSS-E-PM

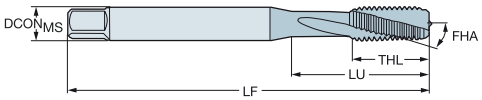

Tarauds

Pour les alliages à base nickel

TDZ	TPI	LU	CZC_{MS}	THCHT	TCTR	Référence de commande	S / D150	$DCON_{MS}$	TD	LF	THL	NOF	PHD	BSG
								Dimensions, mm, pouce						
EGUNJF #10-32	32.00	12.50	6.00 x 4.90	C	3B	T300-SD100DZ-10-32	★	6.0	5.94	70.0	15.0	3	5.1	DIN 2184-1
		.492						*.236*	*.234*	*2.756*	*.591*		*.201*	
EGUNJF 1/4-28	28.00	16.00	8.00 x 6.20	C	3B	T300-SD100DZ-1/4	★	8.0	7.60	80.0	18.0	3	6.6	DIN 2184-1
		.630						*.315*	*.299*	*3.150*	*.709*		*.260*	
EGUNJF 3/8-24	24.00	23.00	11.00 x 9.00	C	3B	T300-SD100DZ-3/8	★	11.0	10.99	100.0	20.0	3	9.8	DIN 2184-1
		.906						*.433*	*.433*	*3.937*	*.787*		*.386*	
EGUNJF 5/16-24	24.00	20.00	10.00 x 8.00	C	3B	T300-SD100DZ-5/16	★	10.0	9.40	90.0	20.0	3	8.2	DIN 2184-1
		.787						*.394*	*.370*	*3.543*	*.787*		*.323*	

C177 C157 E9 E27 C154

SANDVIK Coromant

CoroTap™ 400

Applications

- Pour trous débouchants ou non
- Nombreux profils et normes de filets
- Profondeurs jusqu'à 3.5 x diamètre

O C

Caractéristiques et avantages

- Chanfrein C (2-3 filets) et chanfrein E (1.5-2 filets). Le chanfrein E s'utilise principalement dans les trous borgnes avec peu de dégagement
- Tarauds acier rapide au cobalt pour une meilleure résistance à l'usure
- Tarauds acier rapide élaborés par métallurgie des poudres pour plus de résistance à l'usure et pour une durée de vie plus longue

- Tarauds qui forment le filet au lieu de couper
- Solution de taraudage sans production de copeaux
- Adapté à certaines matières seulement car une certaine ductilité est nécessaire. La limite de résistance à la traction recommandée est de 1200 N/mm2
- Pour trous débouchants ou non
- Disponible avec ou sans rainures de lubrification

www.sandvik.coromant.com/corotap400

Pour CoroChuck™ 970, voir le catalogue Outils Rotatifs.

Taraud par déformation CoroTap™ 400

Profil de filet : Métrique

DIN 2174

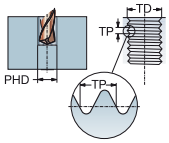

ULDR 3.0
SUBSTRATE HSS-E-PM
COATING PVD TIN

TDZ	TP	LU	CZC_{MS}	THCHT	TCTR	Référence de commande	P F125	Dimensions, mm, pouce $DCON_{MS}$	TD	LF	THL	NOF	PHD	BSG
M 9	1.25	35.00	9.00 x 7.00	C	6HX	T400-PM100DA-M9	★	9.0	9.00	90.0	13.0	6	8.3	DIN 2174
		1.378						*.354*	*.354*	*3.543*	*.512*		*.325*	
M 3	0.50	18.00	3.50 x 2.70	C	6HX	T400-PM100DA-M3	★	3.5	3.00	56.0	6.0	4	2.8	DIN 2174
		.709						*.138*	*.118*	*2.205*	*.236*		*.108*	
M 4	0.70	21.00	4.50 x 3.40	C	6HX	T400-PM100DA-M4	★	4.5	4.00	63.0	7.0	5	3.7	DIN 2174
		.827						*.177*	*.157*	*2.480*	*.276*		*.144*	
M 5	0.80	25.00	6.00 x 4.90	C	6HX	T400-PM100DA-M5	★	6.0	5.00	70.0	8.0	5	4.6	DIN 2174
		.984						*.236*	*.197*	*2.756*	*.315*		*.181*	
M 6	1.00	30.00	6.00 x 4.90	C	6HX	T400-PM100DA-M6	★	6.0	6.00	80.0	10.0	5	5.5	DIN 2174
		1.181						*.236*	*.236*	*3.150*	*.394*		*.217*	
M 7	1.00	30.00	7.00 x 5.50	C	6HX	T400-PM100DA-M7	★	7.0	7.00	80.0	7.0	6	6.5	DIN 2174
		1.181						*.276*	*.276*	*3.150*	*.276*		*.256*	
M 8	1.25	35.00	8.00 x 6.20	C	6HX	T400-PM100DA-M8	★	8.0	8.00	90.0	12.0	6	7.4	DIN 2174
		1.378						*.315*	*.315*	*3.543*	*.472*		*.291*	
M 10	1.50	39.00	10.00 x 8.00	C	6HX	T400-PM100DA-M10	★	10.0	10.00	100.0	15.0	7	9.3	DIN 2174
		1.535						*.394*	*.394*	*3.937*	*.591*		*.364*	
M 12	1.75	42.00	9.00 x 7.00	C	6HX	T400-PM100DA-M12	★	9.0	12.00	110.0	16.0	8	11.2	DIN 2174
		1.654						*.354*	*.472*	*4.331*	*.630*		*.441*	
M 14	2.00	49.00	11.00 x 9.00	C	6HX	T400-PM100DA-M14	★	11.0	14.00	110.0	20.0	8	13.0	DIN 2174
		1.929						*.433*	*.551*	*4.331*	*.787*		*.512*	
M 16	2.00	55.00	12.00 x 9.00	C	6HX	T400-PM100DA-M16	★	12.0	16.00	110.0	20.0	8	15.0	DIN 2174
		2.165						*.472*	*.630*	*4.331*	*.787*		*.591*	
M 3	0.50	18.00	3.50 x 2.70	C	6GX	T400-PM101DA-M3	★	3.5	3.00	56.0	6.0	4	2.8	DIN 2174
		.709						*.138*	*.118*	*2.205*	*.236*		*.108*	
M 4	0.70	21.00	4.50 x 3.40	C	6GX	T400-PM101DA-M4	★	4.5	4.00	63.0	7.0	5	3.7	DIN 2174
		.827						*.177*	*.157*	*2.480*	*.276*		*.144*	
M 5	0.80	25.00	6.00 x 4.90	C	6GX	T400-PM101DA-M5	★	6.0	5.00	70.0	8.0	5	4.6	DIN 2174
		.984						*.236*	*.197*	*2.756*	*.315*		*.181*	
M 6	1.00	30.00	6.00 x 4.90	C	6GX	T400-PM101DA-M6	★	6.0	6.00	80.0	10.0	5	5.5	DIN 2174
		1.181						*.236*	*.236*	*3.150*	*.394*		*.217*	
M 8	1.25	35.00	8.00 x 6.20	C	6GX	T400-PM101DA-M8	★	8.0	8.00	90.0	12.0	6	7.4	DIN 2174
		1.378						*.315*	*.315*	*3.543*	*.472*		*.291*	
M 10	1.50	39.00	10.00 x 8.00	C	6GX	T400-PM101DA-M10	★	10.0	10.00	100.0	15.0	7	9.3	DIN 2174
		1.535						*.394*	*.394*	*3.937*	*.591*		*.364*	
M 12	1.75	42.00	9.00 x 7.00	C	6GX	T400-PM101DA-M12	★	9.0	12.00	110.0	16.0	8	11.2	DIN 2174
		1.654						*.354*	*.472*	*4.331*	*.630*		*.441*	
M 14	2.00	49.00	11.00 x 9.00	C	6GX	T400-PM101DA-M14	★	11.0	14.00	110.0	20.0	8	13.0	DIN 2174
		1.929						*.433*	*.551*	*4.331*	*.787*		*.512*	
M 16	2.00	55.00	12.00 x 9.00	C	6GX	T400-PM101DA-M16	★	12.0	16.00	110.0	20.0	8	15.0	DIN 2174
		2.165						*.472*	*.630*	*4.331*	*.787*		*.591*	
M 3	0.50	18.00	3.50 x 2.70	E	6HX	T400-PM102DA-M3	★	3.5	3.00	56.0	6.0	4	2.8	DIN 2174
		.709						*.138*	*.118*	*2.205*	*.236*		*.108*	
M 4	0.70	21.00	4.50 x 3.40	E	6HX	T400-PM102DA-M4	★	4.5	4.00	63.0	7.0	5	3.7	DIN 2174
		.827						*.177*	*.157*	*2.480*	*.276*		*.144*	
M 5	0.80	25.00	6.00 x 4.90	E	6HX	T400-PM102DA-M5	★	6.0	5.00	70.0	8.0	5	4.6	DIN 2174
		.984						*.236*	*.197*	*2.756*	*.315*		*.181*	
M 6	1.00	30.00	6.00 x 4.90	E	6HX	T400-PM102DA-M6	★	6.0	6.00	80.0	10.0	5	5.5	DIN 2174
		1.181						*.236*	*.236*	*3.150*	*.394*		*.217*	
M 8	1.25	35.00	8.00 x 6.20	E	6HX	T400-PM102DA-M8	★	8.0	8.00	90.0	12.0	6	7.4	DIN 2174
		1.378						*.315*	*.315*	*3.543*	*.472*		*.291*	
M 10	1.50	39.00	10.00 x 8.00	E	6HX	T400-PM102DA-M10	★	10.0	10.00	100.0	15.0	7	9.3	DIN 2174
		1.535						*.394*	*.394*	*3.937*	*.591*		*.364*	
M 12	1.75	42.00	9.00 x 7.00	E	6HX	T400-PM102DA-M12	★	9.0	12.00	110.0	16.0	8	11.2	DIN 2174
		1.654						*.354*	*.472*	*4.331*	*.630*		*.441*	
M 14	2.00	49.00	11.00 x 9.00	E	6HX	T400-PM102DA-M14	★	11.0	14.00	110.0	20.0	8	13.0	DIN 2174
		1.929						*.433*	*.551*	*4.331*	*.787*		*.512*	
M 16	2.00	55.00	12.00 x 9.00	E	6HX	T400-PM102DA-M16	★	12.0	16.00	110.0	20.0	8	15.0	DIN 2174
		2.165						*.472*	*.630*	*4.331*	*.787*		*.591*	

C182 C157 E9 E27 C154

SANDVIK Coromant

FRE

Taraud par déformation CoroTap™ 400

Profil de filet : Métrique

DIN 2174

ULDR 3.0
SUBSTRATE HSS-E-PM
COATING PVD TIN

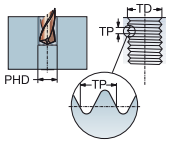

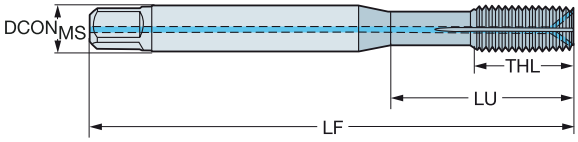

TDZ	TP	LU	CZC$_{MS}$	THCHT	TCTR	CNSC	CXSC	Référence de commande	P F125	DCON$_{MS}$	TD	LF	THL	NOF	BSG
										Dimensions, mm, pouce					
M 9	1.25	35.00	9.00 x 7.00	C	6HX	1	2	T400-PM103DA-M9	★	9.0	9.00	90.0	13.0	6	DIN 2174
		1.378								*.354*	*.354*	*3.543*	*.512*		
M 5	0.80	25.00	6.00 x 4.90	C	6HX	1	2	T400-PM103DA-M5	★	6.0	5.00	70.0	8.0	5	DIN 2174
		.984								*.236*	*.197*	*2.756*	*.315*		
M 6	1.00	30.00	6.00 x 4.90	C	6HX	1	2	T400-PM103DA-M6	★	6.0	6.00	80.0	10.0	5	DIN 2174
		1.181								*.236*	*.236*	*3.150*	*.394*		
M 7	1.00	30.00	7.00 x 5.50	C	6HX	1	2	T400-PM103DA-M7	★	7.0	7.00	80.0	7.0	6	DIN 2174
		1.181								*.276*	*.276*	*3.150*	*.276*		
M 8	1.25	35.00	8.00 x 6.20	C	6HX	1	2	T400-PM103DA-M8	★	8.0	8.00	90.0	12.0	6	DIN 2174
		1.378								*.315*	*.315*	*3.543*	*.472*		
M 10	1.50	39.00	10.00 x 8.00	C	6HX	1	2	T400-PM103DA-M10	★	10.0	10.00	100.0	15.0	7	DIN 2174
		1.535								*.394*	*.394*	*3.937*	*.591*		
M 12	1.75	42.00	9.00 x 7.00	C	6HX	1	2	T400-PM103DA-M12	★	9.0	12.00	110.0	16.0	8	DIN 2174
		1.654								*.354*	*.472*	*4.331*	*.630*		
M 14	2.00	49.00	11.00 x 9.00	C	6HX	1	2	T400-PM103DA-M14	★	11.0	14.00	110.0	20.0	8	DIN 2174
		1.929								*.433*	*.551*	*4.331*	*.787*		
M 16	2.00	55.00	12.00 x 9.00	C	6HX	1	2	T400-PM103DA-M16	★	12.0	16.00	110.0	20.0	8	DIN 2174
		2.165								*.472*	*.630*	*4.331*	*.787*		
M 5	0.80	25.00	6.00 x 4.90	C	6HX	1	1	T400-PM104DA-M5	★	6.0	5.00	70.0	8.0	5	DIN 2174
		.984								*.236*	*.197*	*2.756*	*.315*		
M 6	1.00	30.00	6.00 x 4.90	C	6HX	1	1	T400-PM104DA-M6	★	6.0	6.00	80.0	10.0	5	DIN 2174
		1.181								*.236*	*.236*	*3.150*	*.394*		
M 8	1.25	35.00	8.00 x 6.20	C	6HX	1	1	T400-PM104DA-M8	★	8.0	8.00	90.0	12.0	6	DIN 2174
		1.378								*.315*	*.315*	*3.543*	*.472*		
M 10	1.50	39.00	10.00 x 8.00	C	6HX	1	1	T400-PM104DA-M10	★	10.0	10.00	100.0	15.0	7	DIN 2174
		1.535								*.394*	*.394*	*3.937*	*.591*		
M 12	1.75	42.00	9.00 x 7.00	C	6HX	1	1	T400-PM104DA-M12	★	9.0	12.00	110.0	16.0	8	DIN 2174
		1.654								*.354*	*.472*	*4.331*	*.630*		
M 14	2.00	49.00	11.00 x 9.00	C	6HX	1	1	T400-PM104DA-M14	★	11.0	14.00	110.0	20.0	8	DIN 2174
		1.929								*.433*	*.551*	*4.331*	*.787*		
M 16	2.00	55.00	12.00 x 9.00	C	6HX	1	1	T400-PM104DA-M16	★	12.0	16.00	110.0	20.0	8	DIN 2174
		2.165								*.472*	*.630*	*4.331*	*.787*		

CXSC 1 = Sortie axiale concentrique du liquide de coupe
CXSC 2 = Sortie radiale du liquide de coupe

C182 C157 E9 E27 E28 C154

Taraud par déformation CoroTap™ 400

Profil de filet : Métrique

DIN/ANSI

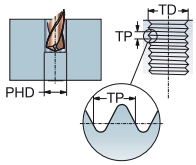

ULDR 3.0
SUBSTRATE HSS-E-PM
COATING PVD TIN

TDZ	TP	LU	CZC_{MS}	THCHT	TCTR	Référence de commande	P F125	$DCON_{MS}$	TD	LF	THL	NOF	PHD	BSG
								Dimensions, mm, pouce						
M 3	0.50	18.00	.141 x .110	C	6HX	T400-PM100AA-M3	★	3.6	3.00	56.0	6.0	4	2.8	DIN/ANSI
		.709						*.141*	*.118*	*2.205*	*.236*		*.108*	
M 4	0.70	21.00	.168 x .131	C	6HX	T400-PM100AA-M4	★	4.3	4.00	63.0	7.0	5	3.7	DIN/ANSI
		.827						*.168*	*.157*	*2.480*	*.276*		*.144*	
M 5	0.80	25.00	.194 x .152	C	6HX	T400-PM100AA-M5	★	4.9	5.00	70.0	8.0	5	4.6	DIN/ANSI
		.984						*.194*	*.197*	*2.756*	*.315*		*.181*	
M 6	1.00	30.00	.255 x .191	C	6HX	T400-PM100AA-M6	★	6.5	6.00	80.0	10.0	5	5.5	DIN/ANSI
		1.181						*.255*	*.236*	*3.150*	*.394*		*.217*	
M 8	1.25	35.00	.318 x .238	C	6HX	T400-PM100AA-M8	★	8.1	8.00	90.0	12.0	6	7.4	DIN/ANSI
		1.378						*.318*	*.315*	*3.543*	*.472*		*.291*	
M 10	1.50	39.00	.381 x .286	C	6HX	T400-PM100AA-M10	★	9.7	10.00	100.0	15.0	7	9.3	DIN/ANSI
		1.535						*.381*	*.394*	*3.937*	*.591*		*.364*	
M 12	1.75	42.00	.367 x .275	C	6HX	T400-PM100AA-M12	★	9.3	12.00	110.0	16.0	8	11.2	DIN/ANSI
		1.654						*.367*	*.472*	*4.331*	*.630*		*.441*	
M 14	2.00	49.00	.429 x .322	C	6HX	T400-PM100AA-M14	★	10.9	14.00	110.0	20.0	8	13.0	DIN/ANSI
		1.929						*.429*	*.551*	*4.331*	*.787*		*.512*	
M 16	2.00	55.00	.480 x .360	C	6HX	T400-PM100AA-M16	★	12.2	16.00	110.0	20.0	8	15.0	DIN/ANSI
		2.165						*.480*	*.630*	*4.331*	*.787*		*.591*	

C182 C157 E9 E27 C154

FRE

Taraud par déformation CoroTap™ 400

Profil de filet : Métrique

DIN 2174

ULDR 3.0
SUBSTRATE HSS-E
COATING DLC a-C:H

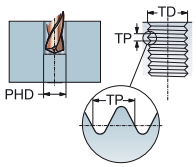

N

TDZ	TP	LU	CZC_{MS}	THCHT	TCTR	Référence de commande	N / B105	$DCON_{MS}$	TD	LF	THL	NOF	PHD	BSG
								Dimensions, mm, pouce						
M 3	0.50	18.00	3.50 x 2.70	C	6HX	T400-NM100DA-M3	★	3.5	3.00	56.0	9.0	4	2.8	DIN 2174
		.709						*.138*	*.118*	*2.205*	*.354*		*.110*	
M 4	0.70	21.00	4.50 x 3.40	C	6HX	T400-NM100DA-M4	★	4.5	4.00	63.0	12.0	5	3.7	DIN 2174
		.827						*.177*	*.157*	*2.480*	*.472*		*.146*	
M 5	0.80	25.00	6.00 x 4.90	C	6HX	T400-NM100DA-M5	★	6.0	5.00	70.0	13.0	5	4.6	DIN 2174
		.984						*.236*	*.197*	*2.756*	*.512*		*.181*	
M 6	1.00	30.00	6.00 x 4.90	C	6HX	T400-NM100DA-M6	★	6.0	6.00	80.0	15.0	5	5.5	DIN 2174
		1.181						*.236*	*.236*	*3.150*	*.591*		*.217*	
M 8	1.25	35.00	8.00 x 6.20	C	6HX	T400-NM100DA-M8	★	8.0	8.00	90.0	18.0	5	7.4	DIN 2174
		1.378						*.315*	*.315*	*3.543*	*.709*		*.291*	

C182 C157 E9 E27 C154

Taraud par déformation CoroTap™ 400

Profil de filet : Métrique à pas fin

DIN 2174

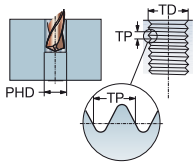

ULDR 3.0
SUBSTRATE HSS-E-PM
COATING PVD TIN

TDZ	TP	LU	CZC_{MS}	THCHT	TCTR	Référence de commande	P F125	$DCON_{MS}$	TD	LF	THL	NOF	PHD	BSG
								Dimensions, mm, pouce						
MF 5x0.5	0.50	25.00	6.00 x 4.90	C	6HX	T400-PM100DB-M5X050	★	6.0	5.00	70.0	8.0	5	4.8	DIN 2174
		.984						*.236*	*.197*	*2.756*	*.315*		*.187*	
MF 6x0.75	0.75	30.00	6.00 x 4.90	C	6HX	T400-PM100DB-M6X075	★	6.0	6.00	80.0	10.0	5	5.6	DIN 2174
		1.181						*.236*	*.236*	*3.150*	*.394*		*.220*	
MF 8x1	1.00	35.00	6.00 x 4.90	C	6HX	T400-PM100DB-M8X100	★	6.0	8.00	90.0	12.0	6	7.5	DIN 2174
		1.378						*.236*	*.315*	*3.543*	*.472*		*.295*	
MF 10x1	1.00	39.00	7.00 x 5.50	C	6HX	T400-PM100DB-M10X100	★	7.0	10.00	90.0	12.0	7	9.5	DIN 2174
		1.535						*.276*	*.394*	*3.543*	*.472*		*.374*	
MF 10x1.25	1.25	39.00	7.00 x 5.50	C	6HX	T400-PM100DB-M10X125	★	7.0	10.00	100.0	15.0	7	9.4	DIN 2174
		1.535						*.276*	*.394*	*3.937*	*.591*		*.370*	
MF 12x1	1.00	42.00	9.00 x 7.00	C	6HX	T400-PM100DB-M12X100	★	9.0	12.00	100.0	13.0	8	11.5	DIN 2174
		1.654						*.354*	*.472*	*3.937*	*.512*		*.453*	
MF 12x1.5	1.50	42.00	9.00 x 7.00	C	6HX	T400-PM100DB-M12X125	★	9.0	12.00	100.0	13.0	8	11.4	DIN 2174
		1.654						*.354*	*.472*	*3.937*	*.512*		*.449*	
MF 12x1.5	1.50	42.00	9.00 x 7.00	C	6HX	T400-PM100DB-M12X150	★	9.0	12.00	100.0	13.0	8	11.3	DIN 2174
		1.654						*.354*	*.472*	*3.937*	*.512*		*.443*	
MF 14x1	1.00	49.00	11.00 x 9.00	C	6HX	T400-PM100DB-M14X100	★	11.0	14.00	100.0	15.0	8	13.5	DIN 2174
		1.929						*.433*	*.551*	*3.937*	*.591*		*.531*	
MF 14x1.25	1.25	49.00	11.00 x 9.00	C	6HX	T400-PM100DB-M14X125	★	11.0	14.00	100.0	15.0	8	13.4	DIN 2174
		1.929						*.433*	*.551*	*3.937*	*.591*		*.528*	
MF 14x1.5	1.50	49.00	11.00 x 9.00	C	6HX	T400-PM100DB-M14X150	★	11.0	14.00	100.0	15.0	8	13.3	DIN 2174
		1.929						*.433*	*.551*	*3.937*	*.591*		*.522*	
MF 16x1.5	1.50	50.00	12.00 x 9.00	C	6HX	T400-PM100DB-M16X150	★	12.0	16.00	100.0	15.0	8	15.3	DIN 2174
		1.969						*.472*	*.630*	*3.937*	*.591*		*.600*	

C182 C157 E9 E27 C154

SANDVIK Coromant

FRE

Taraud par déformation CoroTap™ 400

Profil de filet : Métrique à pas fin

DIN 2174

ULDR 3.0
SUBSTRATE HSS-E-PM
COATING PVD TIN

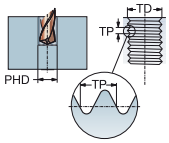

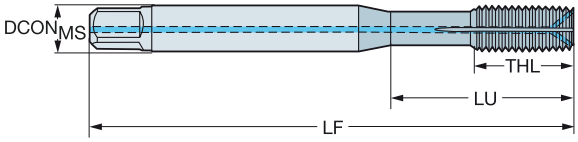

TDZ	TP	LU	CZC_{MS}	THCHT	TCTR	CNSC	CXSC	Référence de commande	P	F125	$DCON_{MS}$	TD	LF	THL	NOF	BSG
											Dimensions, mm, pouce					
MF 8x1	1.00	35.00	6.00 x 4.90	C	6HX	1	2	T400-PM101DB-M8X100	★		6.0	8.00	90.0	12.0	6	DIN 2174
		1.378									*.236*	*.315*	*3.543*	*.472*		
MF 10x1	1.00	39.00	7.00 x 5.50	C	6HX	1	2	T400-PM101DB-M10X100	★		7.0	10.00	90.0	12.0	7	DIN 2174
		1.535									*.276*	*.394*	*3.543*	*.472*		
MF 10x1.25	1.25	39.00	7.00 x 5.50	C	6HX	1	2	T400-PM101DB-M10X125	★		7.0	10.00	100.0	15.0	7	DIN 2174
		1.535									*.276*	*.394*	*3.937*	*.591*		
MF 12x1	1.00	42.00	9.00 x 7.00	C	6HX	1	2	T400-PM101DB-M12X100	★		9.0	12.00	100.0	13.0	8	DIN 2174
		1.654									*.354*	*.472*	*3.937*	*.512*		
MF 12x1.25	1.25	42.00	9.00 x 7.00	C	6HX	1	2	T400-PM101DB-M12X125	★		9.0	12.00	100.0	13.0	8	DIN 2174
		1.654									*.354*	*.472*	*3.937*	*.512*		
MF 12x1.5	1.50	42.00	9.00 x 7.00	C	6HX	1	2	T400-PM101DB-M12X150	★		9.0	12.00	100.0	13.0	8	DIN 2174
		1.654									*.354*	*.472*	*3.937*	*.512*		
MF 14x1.5	1.50	49.00	11.00 x 9.00	C	6HX	1	2	T400-PM101DB-M14X150	★		11.0	14.00	100.0	15.0	8	DIN 2174
		1.929									*.433*	*.551*	*3.937*	*.591*		
MF 16x1.5	1.50	50.00	12.00 x 9.00	C	6HX	1	2	T400-PM101DB-M16X150	★		12.0	16.00	100.0	15.0	8	DIN 2174
		1.969									*.472*	*.630*	*3.937*	*.591*		
MF 8x1	1.00	35.00	6.00 x 4.90	C	6HX	1	1	T400-PM102DB-M8X100	★		6.0	8.00	90.0	12.0	6	DIN 2174
		1.378									*.236*	*.315*	*3.543*	*.472*		
MF 10x1	1.00	39.00	7.00 x 5.50	C	6HX	1	1	T400-PM102DB-M10X100	★		7.0	10.00	90.0	10.0	7	DIN 2174
		1.535									*.276*	*.394*	*3.543*	*.394*		
MF 10x1.25	1.25	39.00	7.00 x 5.50	C	6HX	1	1	T400-PM102DB-M10X125	★		7.0	10.00	100.0	15.0	7	DIN 2174
		1.535									*.276*	*.394*	*3.937*	*.591*		
MF 12x1.25	1.25	42.00	9.00 x 7.00	C	6HX	1	1	T400-PM102DB-M12X125	★		9.0	12.00	100.0	12.0	8	DIN 2174
		1.654									*.354*	*.472*	*3.937*	*.472*		
MF 12x1.5	1.50	42.00	9.00 x 7.00	C	6HX	1	1	T400-PM102DB-M12X150	★		9.0	12.00	100.0	12.0	8	DIN 2174
		1.654									*.354*	*.472*	*3.937*	*.472*		
MF 14x1.5	1.50	49.00	11.00 x 9.00	C	6HX	1	1	T400-PM102DB-M14X150	★		11.0	14.00	100.0	15.0	8	DIN 2174
		1.929									*.433*	*.551*	*3.937*	*.591*		
MF 16x1.5	1.50	50.00	12.00 x 9.00	C	6HX	1	1	T400-PM102DB-M16X150	★		12.0	16.00	100.0	15.0	8	DIN 2174
		1.969									*.472*	*.630*	*3.937*	*.591*		

CXSC 1 = Sortie axiale concentrique du liquide de coupe
CXSC 2 = Sortie radiale du liquide de coupe

C182 C157 E9 E27 E28 C154

Taraud par déformation CoroTap™ 400

Profil de filet : UNC

DIN/ANSI

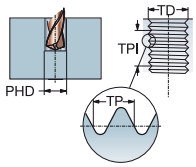

ULDR 3.0
SUBSTRATE HSS-E-PM
COATING PVD TIN

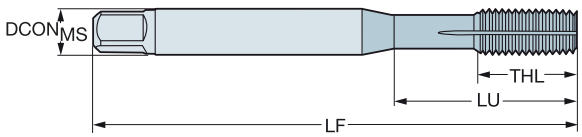

TDZ	TPI	LU	CZC_{MS}	THCHT	TCTR	Référence de commande	P F125	$DCON_{MS}$	TD	LF	THL	NOF	PHD	BSG
								Dimensions, mm, pouce						
UNC #4-40	40.00	18.00	.141 x .110	C	2BX	T400-PM100AE-4-40	★	3.6	2.84	56.0	6.0	3	2.6	DIN/ANSI
		.709						*.141*	*.112*	*2.205*	*.236*		*.102*	
UNC #6-32	32.00	20.00	.141 x .110	C	2BX	T400-PM100AE-6-32	★	3.6	3.50	56.0	6.5	4	3.2	DIN/ANSI
		.787						*.141*	*.138*	*2.205*	*.256*		*.126*	
UNC #8-32	32.00	25.00	.168 x .131	C	2BX	T400-PM100AE-8-32	★	4.3	4.16	63.0	6.0	5	3.9	DIN/ANSI
		.984						*.168*	*.164*	*2.480*	*.236*		*.154*	
UNC #10-24	24.00	25.00	.194 x .152	C	2BX	T400-PM100AE-10-24	★	4.9	4.80	70.0	8.0	5	4.4	DIN/ANSI
		.984						*.194*	*.189*	*2.756*	*.315*		*.173*	
UNC #12-24	24.00	30.00	.220 x .165	C	2BX	T400-PM100AE-12-24	★	5.6	5.48	80.0	10.0	5	5.1	DIN/ANSI
		1.181						*.220*	*.216*	*3.150*	*.394*		*.201*	
UNC 1/4-20	20.00	30.00	.255 x .191	C	2BX	T400-PM100AE-1/4	★	6.5	6.35	80.0	10.0	5	5.9	DIN/ANSI
		1.181						*.255*	*.250*	*3.150*	*.394*		*.232*	
UNC 5/16-18	18.00	35.00	.318 x .238	C	2BX	T400-PM100AE-5/16	★	8.1	7.94	90.0	12.0	6	7.4	DIN/ANSI
		1.378						*.318*	*.313*	*3.543*	*.472*		*.291*	
UNC 3/8-16	16.00	39.00	.381 x .286	C	2BX	T400-PM100AE-3/8	★	9.7	9.52	100.0	15.0	6	8.9	DIN/ANSI
		1.535						*.381*	*.375*	*3.937*	*.591*		*.350*	
UNC 7/16-14	14.00	39.00	.323 x .242	C	2BX	T400-PM100AE-7/16	★	8.2	11.11	100.0	15.0	7	10.4	DIN/ANSI
		1.535						*.323*	*.437*	*3.937*	*.591*		*.409*	
UNC 1/2-13	13.00	44.50	.367 x .275	C	2BX	T400-PM100AE-1/2	★	9.3	12.70	110.0	18.0	8	12.0	DIN/ANSI
		1.752						*.367*	*.500*	*4.331*	*.709*		*.472*	
UNC 5/8-11	11.00	55.00	.480 x .360	C	2BX	T400-PM100AE-5/8	★	12.2	15.88	110.0	20.0	8	15.0	DIN/ANSI
		2.165						*.480*	*.625*	*4.331*	*.787*		*.591*	
UNC #4-40	40.00	18.00	.141 x .110	E	2BX	T400-PM101AE-4-40	★	3.6	2.84	56.0	6.0	3	2.6	DIN/ANSI
		.709						*.141*	*.112*	*2.205*	*.236*		*.102*	
UNC #6-32	32.00	20.00	.141 x .110	E	2BX	T400-PM101AE-6-32	★	3.6	3.50	56.0	6.5	4	3.2	DIN/ANSI
		.787						*.141*	*.138*	*2.205*	*.256*		*.126*	
UNC #8-32	32.00	25.00	.168 x .131	E	2BX	T400-PM101AE-8-32	★	4.3	4.16	63.0	6.0	5	3.9	DIN/ANSI
		.984						*.168*	*.164*	*2.480*	*.236*		*.154*	
UNC #10-24	24.00	25.00	.194 x .152	E	2BX	T400-PM101AE-10-24	★	4.9	4.80	70.0	8.0	5	4.4	DIN/ANSI
		.984						*.194*	*.189*	*2.756*	*.315*		*.173*	
UNC #12-24	24.00	30.00	.220 x .165	E	2BX	T400-PM101AE-12-24	★	5.6	5.48	80.0	10.0	5	5.1	DIN/ANSI
		1.181						*.220*	*.216*	*3.150*	*.394*		*.201*	
UNC 1/4-20	20.00	30.00	.255 x .191	E	2BX	T400-PM101AE-1/4	★	6.5	6.35	80.0	10.0	5	5.8	DIN/ANSI
		1.181						*.255*	*.250*	*3.150*	*.394*		*.228*	
UNC 5/16-18	18.00	35.00	.318 x .238	E	2BX	T400-PM101AE-5/16	★	8.1	7.94	90.0	12.0	6	7.4	DIN/ANSI
		1.378						*.318*	*.313*	*3.543*	*.472*		*.291*	
UNC 3/8-16	16.00	39.00	.381 x .286	E	2BX	T400-PM101AE-3/8	★	9.7	9.52	100.0	15.0	6	8.9	DIN/ANSI
		1.535						*.381*	*.375*	*3.937*	*.591*		*.350*	
UNC 7/16-14	14.00	39.00	.323 x .242	E	2BX	T400-PM101AE-7/16	★	8.2	11.11	100.0	15.0	7	10.4	DIN/ANSI
		1.535						*.323*	*.437*	*3.937*	*.591*		*.409*	
UNC 1/2-13	13.00	44.50	.367 x .275	E	2BX	T400-PM101AE-1/2	★	9.3	12.70	110.0	18.0	8	12.0	DIN/ANSI
		1.752						*.367*	*.500*	*4.331*	*.709*		*.472*	
UNC 5/8-11	11.00	55.00	.480 x .360	E	2BX	T400-PM101AE-5/8	★	12.2	15.88	110.0	20.0	8	15.0	DIN/ANSI
		2.165						*.480*	*.625*	*4.331*	*.787*		*.591*	

C182 C157 E9 E27 C154

FRE

Taraud par déformation CoroTap™ 400

Profil de filet : UNC

DIN/ANSI

ULDR 3.0
SUBSTRATE HSS-E-PM
COATING PVD TIN

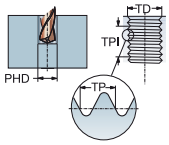

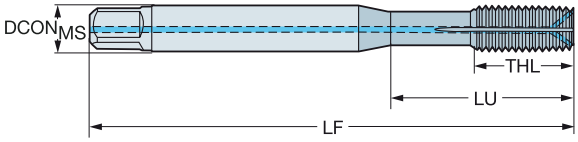

TDZ	TPI	LU	CZC_{MS}	THCHT	TCTR	CNSC	CXSC	Référence de commande	P F125	Dimensions, mm, pouce $DCON_{MS}$	TD	LF	THL	NOF	BSG
UNC #8-32	32.00	25.00	.168 x .131	C	2BX	1	2	T400-PM102AE-8-32	★	4.3	4.16	63.0	6.0	5	DIN/ANSI
		.984								*.168*	*.164*	*2.480*	*.236*		
UNC #10-24	24.00	25.00	.194 x .152	C	2BX	1	2	T400-PM102AE-10-24	★	4.9	4.80	70.0	8.0	5	DIN/ANSI
		.984								*.194*	*.189*	*2.756*	*.315*		
UNC #12-24	24.00	30.00	.220 x .165	C	2BX	1	2	T400-PM102AE-12-24	★	5.6	5.48	80.0	10.0	5	DIN/ANSI
		1.181								*.220*	*.216*	*3.150*	*.394*		
UNC 1/4-20	20.00	30.00	.255 x .191	C	2BX	1	2	T400-PM102AE-1/4	★	6.5	6.35	80.0	10.0	5	DIN/ANSI
		1.181								*.255*	*.250*	*3.150*	*.394*		
UNC 5/16-18	18.00	35.00	.318 x .238	C	2BX	1	2	T400-PM102AE-5/16	★	8.1	7.94	90.0	12.0	6	DIN/ANSI
		1.378								*.318*	*.313*	*3.543*	*.472*		
UNC 3/8-16	16.00	39.00	.381 x .286	C	2BX	1	2	T400-PM102AE-3/8	★	9.7	9.52	100.0	15.0	6	DIN/ANSI
		1.535								*.381*	*.375*	*3.937*	*.591*		
UNC 7/16-14	14.00	39.00	.323 x .242	C	2BX	1	2	T400-PM102AE-7/16	★	8.2	11.11	100.0	15.0	7	DIN/ANSI
		1.535								*.323*	*.437*	*3.937*	*.591*		
UNC 1/2-13	13.00	44.50	.367 x .275	C	2BX	1	2	T400-PM102AE-1/2	★	9.3	12.70	110.0	18.0	8	DIN/ANSI
		1.752								*.367*	*.500*	*4.331*	*.709*		
UNC 5/8-11	11.00	55.00	.480 x .360	C	2BX	1	2	T400-PM102AE-5/8	★	12.2	15.88	110.0	20.0	8	DIN/ANSI
		2.165								*.480*	*.625*	*4.331*	*.787*		
UNC #8-32	32.00	25.00	.168 x .131	C	2BX	1	1	T400-PM103AE-8-32	★	4.3	4.16	63.0	6.0	5	DIN/ANSI
		.984								*.168*	*.164*	*2.480*	*.236*		
UNC #10-24	24.00	25.00	.194 x .152	C	2BX	1	1	T400-PM103AE-10-24	★	4.9	4.80	70.0	8.0	5	DIN/ANSI
		.984								*.194*	*.189*	*2.756*	*.315*		
UNC #12-24	24.00	30.00	.220 x .165	C	2BX	1	1	T400-PM103AE-12-24	★	5.6	5.48	80.0	10.0	5	DIN/ANSI
		1.181								*.220*	*.216*	*3.150*	*.394*		
UNC 1/4-20	18.00	35.00	.318 x .238	C	2BX	1	1	T400-PM103AE-5/16	★	8.1	7.94	90.0	12.0	6	DIN/ANSI
		1.378								*.318*	*.313*	*3.543*	*.472*		
UNC 5/16-18	20.00	30.00	.255 x .191	C	2BX	1	1	T400-PM103AE-1/4	★	6.5	6.35	80.0	10.0	5	DIN/ANSI
		1.181								*.255*	*.250*	*3.150*	*.394*		
UNC 3/8-16	16.00	39.00	.381 x .286	C	2BX	1	1	T400-PM103AE-3/8	★	9.7	9.52	100.0	15.0	6	DIN/ANSI
		1.535								*.381*	*.375*	*3.937*	*.591*		
UNC 7/16-14	14.00	39.00	.323 x .242	C	2BX	1	1	T400-PM103AE-7/16	★	8.2	11.11	100.0	15.0	7	DIN/ANSI
		1.535								*.323*	*.437*	*3.937*	*.591*		
UNC 1/2-13	13.00	44.50	.367 x .275	C	2BX	1	1	T400-PM103AE-1/2	★	9.3	12.70	110.0	18.0	8	DIN/ANSI
		1.752								*.367*	*.500*	*4.331*	*.709*		
UNC 5/8-11	11.00	55.00	.480 x .360	C	2BX	1	1	T400-PM103AE-5/8	★	12.2	15.88	110.0	20.0	8	DIN/ANSI
		2.165								*.480*	*.625*	*4.331*	*.787*		

CXSC 1 = Sortie axiale concentrique du liquide de coupe
CXSC 2 = Sortie radiale du liquide de coupe

C182 C157 E9 E27 E28 C154

Taraud par déformation CoroTap™ 400

Profil de filet : UNF

DIN/ANSI

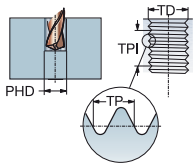

ULDR 3.0
SUBSTRATE HSS-E-PM
COATING PVD TIN

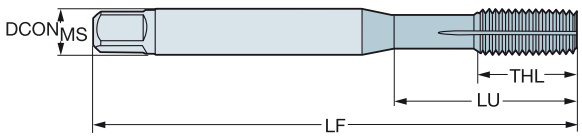

TDZ	TPI	LU	CZC_{MS}	THCHT	TCTR	Référence de commande	P F125	$DCON_{MS}$	TD	LF	THL	NOF	PHD	BSG
								Dimensions, mm, pouce						
UNF #10-32	32.00	25.00	.194 x .152	C	2BX	T400-PM100AF-10-32	★	4.9	4.82	70.0	8.0	5	4.5	DIN/ANSI
		.984						*.194*	*.190*	*2.756*	*.315*		*.177*	
UNF 1/4-28	28.00	30.00	.255 x .191	C	2BX	T400-PM100AF-1/4	★	6.5	6.35	80.0	10.0	5	6.0	DIN/ANSI
		1.181						*.255*	*.250*	*3.150*	*.394*		*.236*	
UNF 5/16-24	24.00	35.00	.318 x .238	C	2BX	T400-PM100AF-5/16	★	8.1	7.94	90.0	12.0	6	7.5	DIN/ANSI
		1.378						*.318*	*.313*	*3.543*	*.472*		*.295*	
UNF 3/8-24	24.00	39.00	.381 x .286	C	2BX	T400-PM100AF-3/8	★	9.7	9.50	100.0	12.0	6	9.1	DIN/ANSI
		1.535						*.381*	*.374*	*3.937*	*.472*		*.358*	
UNF 7/16-20	20.00	39.00	.323 x .242	C	2BX	T400-PM100AF-7/16	★	8.2	11.11	100.0	15.0	7	10.7	DIN/ANSI
		1.535						*.323*	*.437*	*3.937*	*.591*		*.421*	
UNF 1/2-20	20.00	44.50	.367 x .275	C	2BX	T400-PM100AF-1/2	★	9.3	12.70	100.0	13.0	8	12.2	DIN/ANSI
		1.752						*.367*	*.500*	*3.937*	*.512*		*.480*	
UNF 5/8-18	18.00	50.00	.480 x .360	C	2BX	T400-PM100AF-5/8	★	12.2	15.88	100.0	15.0	8	15.4	DIN/ANSI
		1.969						*.480*	*.625*	*3.937*	*.591*		*.606*	
UNF #10-32	32.00	25.00	.194 x .152	E	2BX	T400-PM101AF-10-32	★	4.9	4.82	70.0	8.0	5	4.5	DIN/ANSI
		.984						*.194*	*.190*	*2.756*	*.315*		*.177*	
UNF 1/4-28	28.00	30.00	.255 x .191	E	2BX	T400-PM101AF-1/4	★	6.5	6.35	80.0	10.0	5	6.0	DIN/ANSI
		1.181						*.255*	*.250*	*3.150*	*.394*		*.236*	
UNF 5/16-24	24.00	35.00	.318 x .238	E	2BX	T400-PM101AF-5/16	★	8.1	7.94	90.0	12.0	6	7.5	DIN/ANSI
		1.378						*.318*	*.313*	*3.543*	*.472*		*.295*	
UNF 3/8-24	24.00	39.00	.381 x .286	E	2BX	T400-PM101AF-3/8	★	9.7	9.50	100.0	12.0	6	9.1	DIN/ANSI
		1.535						*.381*	*.374*	*3.937*	*.472*		*.358*	
UNF 7/16-20	20.00	39.00	.323 x .242	E	2BX	T400-PM101AF-7/16	★	8.2	11.11	100.0	15.0	7	10.7	DIN/ANSI
		1.535						*.323*	*.437*	*3.937*	*.591*		*.421*	
UNF 1/2-20	20.00	44.50	.367 x .275	E	2BX	T400-PM101AF-1/2	★	9.3	12.70	100.0	13.0	8	12.2	DIN/ANSI
		1.752						*.367*	*.500*	*3.937*	*.512*		*.480*	
UNF 5/8-18	18.00	50.00	.480 x .360	E	2BX	T400-PM101AF-5/8	★	12.2	15.88	100.0	15.0	8	15.4	DIN/ANSI
		1.969						*.480*	*.625*	*3.937*	*.591*		*.606*	

C182 C157 E9 E27 C154

FRE

Taraud par déformation CoroTap™ 400

Profil de filet : UNF

DIN/ANSI

ULDR 3.0
SUBSTRATE HSS-E-PM
COATING PVD TIN

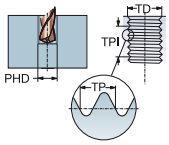

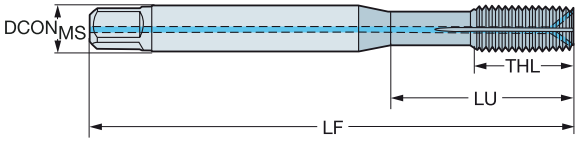

TDZ	TPI	LU	CZC_{MS}	THCHT	TCTR	CNSC	CXSC	Référence de commande	P F125	$DCON_{MS}$	TD	LF	THL	NOF	BSG
										Dimensions, mm, pouce					
UNF #10-32	32.00	25.00	.194 x .152	C	2BX	1	2	T400-PM102AF-10-32	★	4.9	4.82	70.0	8.0	5	DIN/ANSI
		.984								*.194*	*.190*	*2.756*	*.315*		
UNF 1/4-28	28.00	30.00	.255 x .191	C	2BX	1	2	T400-PM102AF-1/4	★	6.5	6.35	80.0	10.0	5	DIN/ANSI
		1.181								*.255*	*.250*	*3.150*	*.394*		
UNF 5/16-24	24.00	35.00	.318 x .238	C	2BX	1	2	T400-PM102AF-5/16	★	8.1	7.94	90.0	12.0	6	DIN/ANSI
		1.378								*.318*	*.313*	*3.543*	*.472*		
UNF 3/8-24	24.00	39.00	.381 x .286	C	2BX	1	2	T400-PM102AF-3/8	★	9.7	9.50	100.0	12.0	6	DIN/ANSI
		1.535								*.381*	*.374*	*3.937*	*.472*		
UNF 7/16-20	20.00	39.00	.323 x .242	C	2BX	1	2	T400-PM102AF-7/16	★	8.2	11.11	100.0	15.0	7	DIN/ANSI
		1.535								*.323*	*.437*	*3.937*	*.591*		
UNF 1/2-20	20.00	44.50	.367 x .275	C	2BX	1	2	T400-PM102AF-1/2	★	9.3	12.70	100.0	13.0	8	DIN/ANSI
		1.752								*.367*	*.500*	*3.937*	*.512*		
UNF 5/8-18	18.00	50.00	.480 x .360	C	2BX	1	2	T400-PM102AF-5/8	★	12.2	15.88	100.0	15.0	8	DIN/ANSI
		1.969								*.480*	*.625*	*3.937*	*.591*		
UNF #10-32	32.00	25.00	.194 x .152	C	2BX	1	1	T400-PM103AF-10-32	★	4.9	4.82	70.0	8.0	5	DIN/ANSI
		.984								*.194*	*.190*	*2.756*	*.315*		
UNF 1/4-28	28.00	30.00	.255 x .191	C	2BX	1	1	T400-PM103AF-1/4	★	6.5	6.35	80.0	10.0	5	DIN/ANSI
		1.181								*.255*	*.250*	*3.150*	*.394*		
UNF 5/16-24	24.00	35.00	.318 x .238	C	2BX	1	1	T400-PM103AF-5/16	★	8.1	7.94	90.0	12.0	6	DIN/ANSI
		1.378								*.318*	*.313*	*3.543*	*.472*		
UNF 3/8-24	24.00	39.00	.381 x .286	C	2BX	1	1	T400-PM103AF-3/8	★	9.7	9.50	100.0	12.0	6	DIN/ANSI
		1.535								*.381*	*.374*	*3.937*	*.472*		
UNF 7/16-20	20.00	39.00	.323 x .242	C	2BX	1	1	T400-PM103AF-7/16	★	8.2	11.11	100.0	15.0	7	DIN/ANSI
		1.535								*.323*	*.437*	*3.937*	*.591*		
UNF 1/2-20	20.00	44.50	.367 x .275	C	2BX	1	1	T400-PM103AF-1/2	★	9.3	12.70	100.0	13.0	8	DIN/ANSI
		1.752								*.367*	*.500*	*3.937*	*.512*		
UNF 5/8-18	18.00	50.00	.480 x .360	C	2BX	1	1	T400-PM103AF-5/8	★	12.2	15.88	100.0	15.0	8	DIN/ANSI
		1.969								*.480*	*.625*	*3.937*	*.591*		

CXSC 1 = Sortie axiale concentrique du liquide de coupe
CXSC 2 = Sortie radiale du liquide de coupe

C182 C157 E9 E27 E28 C154

Tarauds

Matière

HM	HSS	HSS-E	HSS-PM	HSS-E-PM
Carbure	Acier rapide	Acier rapide au cobalt	Acier rapide élaboré par métallurgie des poudres	Acier rapide élaboré par métallurgie des poudres HSS-E

Nuance / revêtement

C110/B110	Cool Top	Smooth Top	ST/C145/B145	TiCN
Combinaison optimale entre dureté élevée et résistance à l'usure par abrasion	Combinaison optimale entre dureté élevée et résistance à l'usure par abrasion	Le faible coefficient de frottement réduit le collage de la matière à l'arête de coupe	Revenu vapeur, pour la protection et la prévention des arêtes rapportées	Carbonitrure de titane

CrN	TiN	N	Bright/C150/B150	D115
Nitrure de chrome	Nitrure de titane	Nitruré	Non revêtue, adhérence réduite dans les matières collantes	Nuance résistante à l'usure avec peu de frottement

D210	D125	F125		
Excellente résistance à l'usure à sec comme sous arrosage	Nuance résistante à l'usure avec frottements moyens	Nuance résistante à l'usure avec peu de frottement Optimisé pour les aciers		

Type de trou

Trou débouchant ou sans fond plat



Trou non débouchant



Trou débouchant ou non



RECOMMANDATIONS GENERALES POUR LE TARAUDAGE

La réussite des opérations de taraudage dépend de plusieurs paramètres qui ont une influence sur la qualité du produit fini. Pour garantir la réussite, respecter les points suivants :
1. Sélectionner un type de taraud adapté à la matière de la pièce et au type de trou (borgne ou débouchant) en suivant les indications du tableau de classification des matières
2. S'assurer que la pièce est correctement bridée ; les mouvements latéraux peuvent provoquer la rupture du taraud ou dégrader la qualité du filet produit.
3. Sélectionner la bonne taille de foret telle qu'indiquée dans le catalogue. Attention, les tailles de forets pour les tarauds par déformation sont différentes. Un mauvais choix ou de mauvaises conditions de perçage peuvent provoquer un écrouissage de la matière de la pièce, ce qui dégrade les performances du taraud.
4. Appliquer la bonne vitesse de coupe telle qu'indiquée dans le catalogue et dans la recherche guidée de produits.
5. Utiliser un liquide de coupe adapté à l'application.
6. Veiller à ce que l'entrée du taraud dans le trou se fasse en douceur ; une avance irrégulière peut évaser l'entrée du trou.

Type de chanfrein de filetage

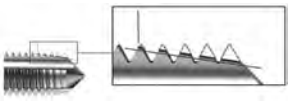

Chanfrein type B=3.5 – 5 × filets

Chanfrein long :

Couple élevé
Meilleure qualité d'état de surface
Copeaux fins
Faible pression au niveau du chanfrein
Durée de vie d'outil plus longue
Type le plus courant pour les tarauds à entrée hélicoïdale

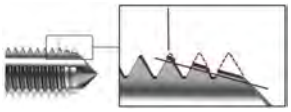

Chanfrein type C=2 – 3 × filets

Chanfrein moyen :

Faible couple
Bonne qualité d'état de surface
Copeaux épais normaux
Pression normale au niveau du chanfrein
Durée de vie normale
Type le plus courant
Chanfrein standard pour les trous borgnes
Type le plus courant pour les tarauds à goujures hélicoïdales

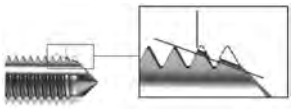

Chanfrein type E=1.5 – 2 × filets

Chanfrein court :

Faible couple
Bonne qualité d'état de surface
Copeaux épais
Pression élevée au niveau du chanfrein
Faible durée de vie d'outil
Conception extrême
À utiliser lorsqu'il n'y a pas beaucoup de dégagement au fond du trou

Qu'est-ce que la hauteur de filet en % ?

L'exemple vaut pour les filets ISO et UTS normalisés – filets à 60°

La hauteur de filet en % est le rapport entre la hauteur réelle et la hauteur maximum d'un filet intérieur

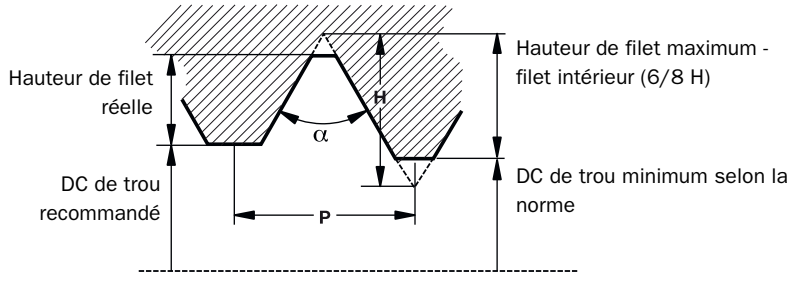

Exemple, M8×1.25

La hauteur de filet maximum selon la norme est de 6/8 H.
H = 0.866 × P
(H = hauteur du triangle de base)
(P = pas du filet)

La hauteur de filet maximum est de :
6/8 * (0.866 × 1, 25) = 0.811 mm
Hauteur de filet réelle d'un trou central de DC 6.9 mm :
(8 - 6,9) / 2 = 0.55 mm
La hauteur de filet est donc (0.55 / 0.81) × 100 = 68%

TARAUDS COUPANTS CLASSE 2B & 3B: FILETAGES EN POUCES UNIFIÉS

	TPI		Limites du taraud	
Taille	UNC	UNF	Classe 2B	Classe 3B
0		80	H2	H1
1	64		H2	H1
1		72	H2	H1
2	56		H2	H1
2		64	H2	H1
3	48		H2	H1
3		56	H2	H1
4	40		H2	H2
4		48	H2	H1
5	40		H2	H2
5		44	H2	H1
6	32		H3	H2
6		40	H2	H2
8	32		H3	H2
8		36	H2	H2
10	24		H3	H3
10		32	H3	H2
12	24		H3	H3
12		28	H3	H3
1/4	20		H5	H3
1/4		28	H4	H3
5/16	18		H5	H3
5/16		24	H4	H3
3/8	16		H5	H3

	TPI		Limites du taraud	
Taille	UNC	UNF	Classe 2B	Classe 3B
3/8		24	H4	H3
7/16	14		H5	H3
7/16		20	H5	H3
1/2	13		H5	H3
1/2		20	H5	H3
9/16	12		H5	H3
9/16		18	H5	H3
5/8	11		H5	H3
5/8		18	H5	H3
3/4	10		H5	H5
3/4		16	H5	H3
7/8	9		H6	H4
7/8		14	H6	H4
1"	8		H6	H4
1"		12	H6	H4
1.1/8	7		H8	H4
1.1/8		12	H6	H4
1.1/4	7		H8	H4
1.1/4		12	H6	H4
1.3/8	6		H8	H4
1.3/8		12	H6	H4
1.1/2	6		H8	H4
1.1/2		12	H6	H4

Recommandations sur les tailles de trous

Guide diamètre des trous

Ce guide vous donne des recommandations pour le choix du diamètre correct des trous à tarauder.

Le type de foret et la matière de la pièce déterminent le diamètre du trou à percer.

Nota : le diamètre du trou peut être différent de celui du foret en fonction de la tolérance du foret. Pour obtenir la meilleure précision de diamètre du trou, utiliser un foret carbure monobloc de haute technologie avec des tolérances serrées. Il est ainsi possible de choisir un foret plus proche du diamètre de trou maximum indiqué dans ce guide.

Dans certains cas exceptionnels, par exemple lors du perçage d'une matière très tenace, il est possible de choisir un diamètre de trou plus grand pour améliorer la durée de vie de l'outil. La résistance du filet pourra être correcte, mais il sera en dehors des tolérances standard.

Pour plus d'informations techniques, voir www.sandvik.coromant.com

M

DIN 13			Cotes métriques		Pouces	
TDZ		TP	PHD	PHDX	PHD	PHDX *5H/6H
M 1*	x	0.25	0.75	0.785	.0295	.0309
M 1.1*	x	0.25	0.85	0.885	.0335	.0348
M 1.2*	x	0.25	0.95	0.985	.0374	.0388
M 1.4*	x	0.30	1.10	1.142	.0433	.0450
M 1.6	x	0.35	1.25	1.321	.0492	.0520
M 1.8	x	0.35	1.45	1.521	.0571	.0599
M 2	x	0.40	1.60	1.679	.0630	.0661
M 2.2	x	0.45	1.75	1.838	.0689	.0724
M 2.3	x	0.40	1.85	1.938	.0728	.0763
M 2.5	x	0.45	2.05	2.138	.0807	.0842
M 2.6	x	0.45	2.15	2.238	.0846	.0881
M 3	x	0.50	2.50	2.599	.0984	.1023
M 3.5	x	0.60	2.90	3.010	.1142	.1185
M 4	x	0.70	3.30	3.422	.1299	.1347
M 4.5	x	0.75	3.70	3.878	.1457	.1527
M 5	x	0.80	4.20	4.334	.1654	.1706
M 6	x	1.00	5.00	5.153	.1969	.2029
M 7	x	1.00	6.00	6.153	.2362	.2422
M 8	x	1.25	6.80	6.912	.2677	.2721
M 9	x	1.25	7.80	7.912	.3071	.3115
M 10	x	1.50	8.50	8.676	.3346	.3416
M 11	x	1.50	9.50	9.676	.3740	.3809
M 12	x	1.75	10.20	10.441	.4016	.4111
M 14	x	2.00	12.00	12.210	.4724	.4807
M 16	x	2.00	14.00	14.210	.5512	.5594
M 18	x	2.50	15.50	15.744	.6102	.6198
M 20	x	2.50	17.50	17.744	.6890	.6986
M 22	x	2.50	19.50	19.744	.7677	.7773
M 24	x	3.00	21.00	21.252	.8268	.8367
M 27	x	3.00	24.00	24.252	.9449	.9548
M 30	x	3.50	26.50	26.771	1.0433	1.0540
M 33	x	3.50	29.50	29.771	1.1614	1.1721
M 36	x	4.00	32.00	32.270	1.2598	1.2705
M 39	x	4.00	35.00	35.270	1.3780	1.3886
M 42	x	4.50	37.50	37.799	1.4764	1.4881
M 45	x	4.50	40.50	40.799	1.5945	1.6063
M 48	x	5.00	43.00	43.297	1.6929	1.7046
M 52	x	5.00	47.00	47.297	1.8504	1.8621
M 56	x	5.50	50.50	50.796	1.9882	1.9998
M 64	x	6.00	58.00	58.305	2.2835	2.2955

Recommandations sur les tailles de trous

Tarauds coupants

MF

DIN 13		Cotes métriques		Pouces	
TDZ	TP	PHD	PHDX 6H	PHD	PHDX 6H
MF 2.5	x 0.35	2.15	2.221	.0846	.0874
MF 3.0	x 0.35	2.65	2.721	.1043	.1071
MF 3.5	x 0.35	3.15	3.221	.1240	.1268
MF 4.0	x 0.50	3.50	3.599	.1378	.1417
MF 4.5	x 0.50	4.00	4.099	.1575	.1614
MF 5.0	x 0.50	4.50	4.599	.1772	.1811
MF 5.5	x 0.50	5.00	5.099	.1969	.2007
MF 6.0	x 0.75	5.25	5.378	.2047	.2117
MF 7.0	x 0.75	6.25	6.378	.2441	.2511
MF 8.0	x 0.50	7.50	7.599	.2953	.2992
MF 8.0	x 0.75	7.25	7.378	.2835	.2905
MF 8.0	x 1.00	7.00	7.153	.2756	.2816
MF 9.0	x 0.75	8.25	8.378	.3228	.3298
MF 9.0	x 1.00	8.00	8.153	.3150	.3210
MF 10	x 0.75	9.25	9.378	.3622	.3692
MF 10	x 1.00	9.00	9.153	.3543	.3604
MF 10	x 1.25	8.80	8.912	.3465	.3509
MF 11	x 0.75	10.25	10.378	.4016	.4086
MF 11	x 1.00	10.00	10.153	.3937	.3997
MF 12	x 1.00	11.00	11.153	.4331	.4391
MF 12	x 1.25	10.75	10.912	.4252	.4296
MF 12	x 1.50	10.50	10.676	.4134	.4203
MF 14	x 1.00	13.00	13.153	.5118	.5178
MF 14	x 1.25	12.75	12.912	.5039	.5083
MF 14	x 1.50	12.50	12.676	.4921	.4991
MF 15	x 1.00	14.00	14.153	.5512	.5572
MF 15	x 1.50	13.50	13.676	.5315	.5384
MF 16	x 1.00	15.00	15.153	.5906	.5966
MF 16	x 1.25	14.80	14.912	.5827	.5871
MF 16	x 1.50	14.50	14.676	.5709	.5778
MF 17	x 1.00	16.00	16.153	.6299	.6359
MF 17	x 1.50	15.50	15.676	.6102	.6172
MF 18	x 1.00	17.00	17.153	.6693	.6753
MF 18	x 1.50	16.50	16.676	.6496	.6565
MF 20	x 1.00	19.00	19.153	.7480	.7541
MF 20	x 1.50	18.50	18.676	.7283	.7353
MF 20	x 2.00	18.00	18.210	.7087	.7169
MF 22	x 1.00	21.00	21.153	.8268	.8328
MF 22	x 1.50	20.50	20.676	.8071	.8140
MF 22	x 2.00	20.00	20.210	.7874	.7957
MF 24	x 1.00	23.00	23.153	.9055	.9115
MF 24	x 1.50	22.50	22.676	.8858	.8928
MF 24	x 2.00	22.00	22.210	.8661	.8744
MF 25	x 1.00	24.00	24.153	.9449	.9509
MF 25	x 1.50	23.50	23.676	.9252	.9321
MF 25	x 2.00	23.00	23.210	.9055	.9138
MF 27	x 1.00	26.00	26.153	1.0236	1.0296
MF 27	x 1,50	25.50	25.676	1.0039	1.0109
MF 27	x 2.00	25.00	25.210	.9843	.9925
MF 28	x 1.00	27.00	27.153	1.0630	1.0690
MF 28	x 1.50	26.50	26.676	1.0433	1.0502
MF 28	x 2.00	26.00	26.210	1.0236	1.0319
MF 30	x 1.00	29.00	29.153	1.1417	1.1478
MF 30	x 1.50	28.50	28.676	1.1220	1.1290
MF 30	x 2.00	28.00	28.210	1.1024	1.1106
MF 30	x 3.00	27.00	27.252	1.0630	1.0729
MF 32	x 1.50	30.50	30.676	1.2008	1.2077
MF 32	x 2.00	30.00	30.210	1.1811	1.1894
MF 33	x 1.50	31.50	31.676	1.2402	1.2471
MF 33	x 2.00	31.00	31.210	1.2205	1.2287
MF 33	x 3.00	30.00	30.252	1.1811	1.1910
MF 35	x 1.50	33.50	33.676	1.3189	1.3258
MF 36	x 1.50	34.50	34.676	1.3583	1.3652

FRE

Recommandations sur les tailles de trous

Tarauds coupants

UNC

ASME B1.1			Cotes métriques			Pouces		
TDZ		TPI	PHD	PHDX 2B	PHDX 3B	PHD	PHDX 2B	PHDX 3B
Nr. 1	-	64	1.55	1.582	1.582	.0610	.0623	.0623
Nr. 2	-	56	1.85	1.872	1.872	.0728	.0737	.0737
Nr. 3	-	48	2.10	2.146	2.146	.0827	.0845	.0845
Nr. 4	-	40	2.35	2.385	2.385	.0925	.0939	.0939
Nr. 5	-	40	2.65	2.697	2.697	.1043	.1062	.1062
Nr. 6	-	32	2.85	2.896	2.896	.1122	.1140	.1140
Nr. 8	-	32	3.50	3.531	3.528	.1378	.1390	.1389
Nr. 10	-	24	3.90	3.962	3.950	.1535	.1560	.1555
Nr. 12	-	24	4.50	4.597	4.590	.1772	.1810	.1807
1/4	-	20	5.10	5.268	5.250	.2008	.2074	.2067
5/16	-	18	6.60	6.734	6.680	.2598	.2651	.2630
3/8	-	16	8.00	8.164	8.082	.3150	.3214	.3182
7/16	-	14	9.40	9.550	9.441	.3701	.3760	.3717
1/2	-	13	10.80	11.013	10.881	.4252	.4336	.4284
9/16	-	12	12.20	12.456	12.301	.4803	.4904	.4843
5/8	-	11	13.50	13.868	13.693	.5315	.5460	.5391
3/4	-	10	16.50	16.833	16.324	.6496	.6627	.6427
7/8	-	9	19.50	19.748	19.520	.7677	.7775	.7685
1	-	8	22.25	22.598	22.344	.8760	.8897	.8797
1 1/8	-	7	25.00	25.349	25.082	.9843	.9980	.9875
1 1/4	-	7	28.00	28.524	28.258	1.1024	1.1230	1.1125
1 3/8	-	6	30.75	31.120	30.851	1.2106	1.2252	1.2146
1 1/2	-	6	34.00	34.295	34.026	1.3386	1.3502	1.3396
1 3/4	-	5	39.50	39.814	39.560	1.5551	1.5675	1.5575
2	-	4.5	45.00	45.598	45.367	1.7717	1.7952	1.7861

UNF

ASME B1.1			Cotes métriques			Pouces		
TDZ		TPI	PHD	PHDX 2B	PHDX 3B	PHD	PHDX 2B	PHDX 3B
Nr.1	-	72	1.55	1.613	1.613	.0610	.0635	.0635
Nr.2	-	64	1.85	1.913	1.913	.0728	.0753	.0753
Nr.3	-	56	2.15	2.197	2.197	.0846	.0865	.0865
Nr.4	-	48	2.40	2.459	2.459	.0945	.0968	.0968
Nr.5	-	44	2.70	2.741	2.741	.1063	.1079	.1079
Nr.6	-	40	2.95	3.023	3.012	.1161	.1190	.1186
Nr.8	-	36	3.50	3.607	3.597	.1378	.1420	.1416
Nr. 10	-	32	4.10	4.166	4.168	.1614	.1640	.1641
Nr. 12	-	28	4.60	4.724	4.717	.1811	.1860	.1857
1/4	-	28	5.50	5.580	5.563	.2165	.2197	.2190
5/16	-	24	6.90	7.038	6.995	.2717	.2771	.2754
3/8	-	24	8.50	8.626	8.565	.3346	.3396	.3372
7/16	-	20	9.90	10.030	9.947	.3898	.3949	.3916
1/2	-	20	11.50	11.618	11.524	.4528	.4574	.4537
9/16	-	18	12.90	13.084	12.969	.5079	.5151	.5106
5/8	-	18	14.50	14.671	14.554	.5709	.5776	.5730
3/4	-	16	17.50	17.689	17.546	.6890	.6964	.6908
7/8	-	14	20.40	20.663	20.493	.8031	.8135	.8068
1	-	12	23.25	23.569	23.363	.9154	.9279	.9198
1 1/8	-	12	26.50	26.744	26.538	1.0433	1.0529	1.0448
1 1/4	-	12	29.50	29.919	29.713	1.1614	1.1779	1.1698
1 3/8	-	12	32.75	33.094	32.888	1.2894	1.3029	1.2948
1 1/2	-	12	36.00	36.269	36.063	1.4173	1.4279	1.4198

E9

ISO 13399

Recommandations sur les tailles de trous

Tarauds coupants

G

DIN-ISO 228		Cotes métriques		Pouces	
TDZ	TPI	PHD	PHDX	PHD	PHDX
G 1/16 -	28	6.80	6.843	.2677	.2694
G 1/8 -	28	8.80	8.848	.3465	.3483
G 1/4 -	19	11.80	11.890	.4646	.4681
G 3/8 -	19	15.25	15.395	.6004	.6061
G 1/2 -	14	19.00	19.173	.7480	.7548
G 5/8 -	14	21.00	21.129	.8268	.8319
G 3/4 -	14	24.50	24.659	.9646	.9708
G 7/8 -	14	28.25	28.419	1.1122	1.1189
G 1 -	11	30.75	30.932	1.2106	1.2178
G 11/8 -	11	35.50	35.580	1.3976	1.4008
G 11/4 -	11	39.50	39.593	1.5551	1.5588
G 11/2 -	11	45.25	45.486	1.7815	1.7908

NPT

ASME B1.20.1 Cone 1:16		Cotes métriques				Pouces			
TDZ	TPI	PHD	PHD1	PHD2	PROFONDEUR	PHD	PHD1	PHD2	PROFONDEUR
1/16 -	27	6.15	5.95	6.39	10.7	.2421	.2343	.2516	.4213
1/8 -	27	8.40	8.31	8.74	10.8	.3307	.3272	.3441	.4252
1/4 -	18	11.10	10.73	11.36	15.6	.4370	.4224	.4472	.6142
3/8 -	18	14.30	14.15	14.80	16.0	.5630	.5571	.5827	.6299
1/2 -	14	17.90	17.47	18.32	20.8	.7047	.6878	.7213	.8189
3/4 -	14	23.30	22.79	23.67	21.3	.9173	.8972	.9319	.8386
1 -	11.5	29,00	28.46	29.69	25.6	1.1417	1.0472	1.1689	1.0079

NPTF

ASME B1.20.3 Cone 1:16		Cotes métriques				Pouces			
TDZ	TPI	PHD	PHD1	PHD2	PROFONDEUR	PHD	PHD1	PHD2	PROFONDEUR
1/16 -	27	6.10	5.97	6.41	10.30	.2402	.2350	.2524	.4055
1/8 -	27	8.40	8.33	8.77	10.30	.3307	.3280	.3453	.4055
1/4 -	18	11.00	10.77	11.40	15.00	.4331	.4240	.4488	.5906
3/8 -	18	14.50	14.19	14.84	15.30	.5709	.5587	.5843	.6024
1/2 -	14	17.00	17.48	18.33	19.00	.6693	.6882	.7217	.7480
3/4 -	14	23.00	22.84	23.72	9.00	.9055	.8992	.9339	.3543
1 -	11,5	29.00	28.68	29.76	20.40	1.1417	1.1291	1.1717	.8031

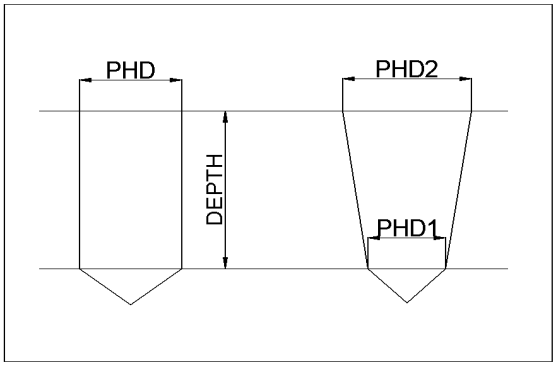

FRE

Recommandations sur les tailles de trous

Tarauds de formage

M

DIN 13			Cotes métriques	Pouces
TDZ		TP	PHD	PHD
M 1	x	0.25	0.90	.0354
M 1.2	x	0.25	1.10	.0433
M 1.4	x	0.30	1.26	.0496
M 1.6	x	0.35	1.45	.0571
M 1.7	x	0.35	1.55	.0610
M 1.8	x	0.35	1.65	.0650
M 2	x	0.40	1.82	.0728
M 2.2	x	0.45	2.00	.0787
M 2.5	x	0.45	2.30	.0906
M 3	x	0.50	2.80	.1102
M 3.5	x	0.60	3.25	.1280
M 4	x	0.70	3.70	.1457
M 5	x	0.80	4.65	.1831
M 6	x	1.00	5.55	.2185
M 7	x	1.00	6.55	.2579
M 8	x	1.25	7.40	.2913
M 9	x	1.25	8.40	.3307
M 10	x	1.50	9.30	.3661
M 11	x	1.50	10.30	.4055
M 12	x	1.75	11.20	.4409
M 14	x	2.00	13.10	.5157
M 16	x	2.00	15.10	.5945
M 18	x	2.50	16.90	.6654
M 20	x	2.50	18.90	.7441
M 22	x	2.50	20.90	.8228
M 24	x	3.00	22.70	.8937

MF

DIN 13			Cotes métriques	Pouces
TDZ		TP	PHD	PHD
M 2.5	x	0.35	2.35	.0925
M 3	x	0.35	2.85	.1122
M 4	x	0.35	3.85	.1516
M 4	x	0.50	3.80	.1496
M 5	x	0.50	4.80	.1890
M 5.5	x	0.50	5.30	.2087
M 6	x	0.75	5.65	.2224
M 7	x	0.75	6.65	.2618
M 8	x	0.75	7.65	.3012
M 8	x	1.00	7.55	.2972
M 9	x	0.75	8.65	.3406
M 9	x	1.00	8.55	.3366
M 10	x	0.75	9.65	.3799
M 10	x	1.00	9.55	.3760
M 10	x	1.25	9.40	.3701
M 11	x	0.75	10.65	.4193
M 11	x	1.00	10.55	.4154
M 12	x	1.00	11.55	.4547
M 12	x	1.25	11.40	.4488
M 12	x	1.50	11.30	.4449
M 14	x	1.00	13.55	.5335
M 14	x	1.25	13.40	.5276
M 14	x	1.25	13.30	.5236
M 15	x	1.00	14.55	.5728
M 15	x	1.50	14.30	.5630
M 16	x	1.00	15.55	.6122
M 16	x	1.50	15.30	.6024
M 17	x	1.00	16.55	.6516
M 17	x	1.50	16.30	.6417
M 18	x	1.00	17.55	.6909
M 18	x	1.50	17.30	.6811
M 18	x	2.00	17.10	.6732
M 20	x	1.00	19.55	.7697
M 20	x	1.50	19.30	.7598
M 24	x	1.00	23.55	.9272
M 24	x	1.50	23.30	.9173
M 24	x	2.00	23.10	.9094

UNC

ASME B1.1			Cotes métriques	Pouces
TDZ		TPI	PHD	PHD
Nr. 1	-	64	1.68	.0661
Nr. 2	-	56	1.98	.0780
Nr. 3	-	48	2.28	.0898
Nr. 4	-	40	2.55	.1004
Nr, 5	-	40	2.90	.1142
Nr. 6	-	32	3.15	.1240
Nr, 8	-	32	3.80	.1496
Nr.10	-	24	4.35	.1713
Nr.12	-	24	5.00	.1969
1/4	-	20	5.75	.2264
5/16	-	18	7.30	.2874
3/8	-	16	8.80	.3465
7/16	-	14	10.30	.4055
1/2	-	13	11.80	.4646
9/16	-	12	13.30	.5236
5/8	-	11	14.80	.5827
3/4	-	10	17.90	.7047
7/8	-	9	21.00	.8268
1	-	8	24.00	.9449

UNF

UNF: ASME B1.1			Cotes métriques	Pouces
TDZ		TPI	PHD	PHD
Nr. 1	-	72	1.70	.0669
Nr. 2	-	64	2.00	.0787
Nr. 3	-	56	2.30	.0906
Nr. 4	-	48	2.60	.1024
Nr. 5	-	44	2.90	.1142
Nr. 6	-	40	3.20	.1260
Nr. 8	-	36	3.85	.1516
Nr.10	-	32	4.45	.1752
Nr.12	-	28	5.10	.2008
1/4	-	28	5.95	.2343
/16	-	24	7.45	.2933
3/8	-	24	9.05	.3563
7/16	-	20	10.55	.4154
1/2	-	20	12.10	.4764
9/16	-	18	13.65	.5374
5/8	-	18	15.25	.6004
3/4	-	16	18.35	.7224
7/8	-	14	21.40	.8425
1	-	12	24.45	.9626

EGM

DIN 8140			Cotes métriques
TDZ		TP	PHD
EG M 3	-	0.50	3.40
EG M 4	-	0.70	4.60
EG M 5	-	0.80	5.65
EG M 6	-	1.00	6.85
EG M 8	-	1.25	9.05
EG M 10	-	1.50	11.30
EG M 12	-	1.75	13.50

E9

ISO 13399

CoroTap - Polyvalent

CoroTap™ 200

Valeurs métriques

					E616		
				ULDR(xTD)	1.5	2	3
ISO	**MC No.**	**Matière**	**N/mm²**	**HB**	vc m/min		
P	P1.1.Z.AN	**Acier non allié**	428	125	-	-	-
	P1.1.Z.HT		639	190	46	38	33
	P1.2.Z.AN		639	190	37	30	26
	P1.2.Z.HT		708	210	34	28	24
	P1.3.Z.AN		639	190	37	30	26
	P1.3.Z.HT		1013	300	18	15	13
	P2.1.Z.AN	**Aciers faiblement alliés**	591	175	37	30	26
	P2.2.Z.AN		811	240	34	28	24
	P2.3.Z.AN		867	260	18	15	13
	P2.5.Z.HT.1		961	285	18	15	13
	P3.0.Z.AN	**Aciers fortement alliés**	674	200	34	28	24
	P3.0.Z.HT.1		1282	380	12	10	9
	P3.1.Z.AN		839	250	34	28	24
	P1.5.C.UT	**Acier coulé**	503	150	37	30	26
	P2.6.C.UT		674	200	34	28	24
	P5.0.Z.HT.1	**Aciers inoxydables ferritiques/martensitiques**	1114	330	34	28	24
	P5.0.Z.PH		1114	330	6	5	4
M	M1.0.Z.AQ	**Aciers inoxydables austénitiques**	674	200	7	6	5
	M1.0.C.UT		674	200	7	6	5
	M2.0.Z.AQ	**Acier inoxydable super austénitique**	674	200	7	6	5
	M2.0.C.AQ		674	200	7	6	5
	M3.1.Z.AQ	**Aciers inoxydables duplex (austénitiques/ ferritiques)**	778	230	6	5	4
	M3.1.C.AQ		778	230	6	5	4
	M3.2.Z.AQ		867	260	6	5	4
K	K1.1.C.NS	**Fonte malléable**	674	200	29	24	21
	K2.1.C.UT	**Fonte grise**	602	180	24	20	17
	K2.2.C.UT		825	245	20	16	14
	K2.3.C.UT		591	175	29	24	21
	K3.1.C.UT	**Fontes nodulaires**	518	155	29	24	21
	K3.2.C.UT		727	215	29	24	21
	K3.3.C.UT		885	265	29	24	21
	K3.5.C.UT		639	190	29	24	21
	K5.1.C.NS	**Fontes ADI (bainitiques)**	1013	300	20	16	14
N	N1.2.Z.UT	**Alliages à base aluminium**	-	60	-	-	-
	N1.2.Z.AG		-	100	-	-	-
	N1.3.C.UT		-	75	-	-	-
	N1.3.C.AG		-	90	-	-	-
	N1.4.C.NS		-	130	-	-	-
	N3.3.U.UT	**Alliages à base cuivre**	-	110	55	45	38
	N3.1.U.UT		-	100	22	18	15

FRE

CoroTap - Polyvalent

CoroTap™ 200

Valeurs métriques

				T200-XM								
				Nuance B110/C110			Nuance B145/C145			Nuance B150/C150		
				ULDR			ULDR			ULDR		
			ULDR(xTD)	1.5	2	3	1.5	2	3	1.5	2	3
ISO	MC No.	Matière	HB	v_c m/min			v_c m/min			v_c m/min		
P		**Acier non allié**										
	P1.1.Z.AN		125	43	35	30	31	25	21	31	25	21
	P1.1.Z.HT		190	41	34	29	27	22	19	27	22	19
	P1.2.Z.AN		190	39	32	27	22	18	15	22	18	15
	P1.2.Z.HT		210	31	26	22	20	16	14	20	16	14
	P1.3.Z.AN		190	39	32	27	22	18	15	22	18	15
	P1.3.Z.HT		300	21	17	15	12	10	9	12	10	9
		Aciers faiblement alliés										
	P2.1.Z.AN		175	39	32	27	22	18	15	22	18	15
	P2.2.Z.AN		240	31	26	22	20	16	14	20	16	14
	P2.3.Z.AN		260	21	17	15	12	10	9	12	10	9
	P2.5.Z.HT.1		285	21	17	15	12	10	9	12	10	9
		Aciers fortement alliés										
	P3.0.Z.AN		200	31	26	22	20	16	14	20	16	14
	P3.0.Z.HT.1		380	10	8	7	6	5	4	6	5	4
	P3.1.Z.AN		250	31	26	22	20	16	14	20	16	14
		Acier coulé										
	P1.5.C.UT		150	39	32	27	22	18	15	22	18	15
	P2.6.C.UT		200	31	26	22	20	16	14	20	16	14
		Aciers inoxydables ferritiques/martensitiques										
	P5.0.Z.HT.1		330	32	26	22	20	16	14	20	16	14
	P5.0.Z.PH		330	12	10	9	5	4	3			
M		**Aciers inoxydables austénitiques**										
	M1.0.Z.AQ		200	10	8	7	7	6	5	-	-	-
	M1.0.C.UT		230	10	8	7	7	6	5	-	-	-
		Acier inoxydable super austénitique										
	M2.0.Z.AQ		200	10	8	7	7	6	5	-	-	-
	M2.0.C.AQ		260	10	8	7	7	6	5	-	-	-
		Aciers inoxydables duplex (austénitiques/ ferritiques)										
	M3.1.Z.AQ		200	6	5	4	5	4	3	-	-	-
	M3.2.Z.AQ		200	6	5	4	5	4	3	-	-	-
	M3.1.C.AQ		230	6	5	4	5	4	3	-	-	-
K		**Fonte malléable**										
	K1.1.C.NS		200	24	20	17	18	15	13	18	15	13
		Fontes grises										
	K2.1.C.UT		180	23	19	16	18	15	13	18	15	13
	K2.2.C.UT		245	16	13	11	10	8	7	10	8	7
	K2.3.C.UT		175	24	20	17	18	15	13	18	15	13
		Fontes nodulaires										
	K3.1.C.UT		155	24	20	17	18	15	13	18	15	13
	K3.2.C.UT		215	24	20	17	18	15	13	18	15	13
	K3.3.C.UT		265	24	20	17	18	15	13	18	15	13
	K3.5.C.UT		190	24	20	17	18	15	13	18	15	13
	K5.1.C.NS	**Fontes ADI (bainitiques)**	300	16	13	11	10	8	7	10	8	7
N		**Alliages à base aluminium**										
	N1.2.Z.UT		60	49	40	34	-	-	-	43	35	30
	N1.2.Z.AG		100	49	40	34	-	-	-	43	35	30
	N1.3.C.UT		75	49	40	34	-	-	-	43	35	30
	N1.3.C.AG		90	31	25	21	-	-	-	24	20	17
	N1.4.C.NS		130	21	18	15	-	-	-	18	15	13
		Alliages à base cuivre										
	N3.3.U.UT		110	46	38	32	-	-	-	37	30	26
	N3.1.U.UT		100	18	15	13	-	-	-	15	12	10
S		**Superalliages à base de fer**										
	S1.0.U.AN		200	9	8	6	-	-	-	6	5	4
		Superalliages à base de nickel										
	S2.0.Z.UT		275	9	8	6	-	-	-	6	5	4
	S2.0.Z.AN		250	9	8	6	-	-	-	6	5	4
	S2.1.Z.AN		125	23	19	16	-	-	-	15	12	10
		Alliages à base de titane										
	S4.1.Z.UT		200	21	18	15	-	-	-	18	15	13

CoroTap - Polyvalent

CoroTap™ 200

Valeurs en pouces

					E616		
					ULDR(xTD)	1.5	2	3
ISO	**MC No.**	**Matière**	**N/mm²**	**HB**	v_c pieds/min			
P	P1.1.Z.AN	**Acier non allié**	428	125	-	-	-
	P1.1.Z.HT		639	190	152	125	107
	P1.2.Z.AN		639	190	120	98	84
	P1.2.Z.HT		708	210	112	92	79
	P1.3.Z.AN		639	190	120	98	84
	P1.3.Z.HT		1013	300	60	49	42
	P2.1.Z.AN	**Aciers faiblement alliés**	591	175	120	98	84
	P2.2.Z.AN		811	240	112	92	79
	P2.3.Z.AN		867	260	60	49	42
	P2.5.Z.HT.1		961	285	60	49	42
	P3.0.Z.AN	**Aciers fortement alliés**	674	200	112	92	79
	P3.0.Z.HT.1		1282	380	40	33	28
	P3.1.Z.AN		839	250	112	92	79
	P1.5.C.UT	**Acier coulé**	503	150	120	98	84
	P2.6.C.UT		674	200	112	92	79
	P5.0.Z.HT.1	**Aciers inoxydables ferritiques/martensitiques**	1114	330	112	92	79
	P5.0.Z.PH		1114	330	20	16	14
M	M1.0.Z.AQ	**Aciers inoxydables austénitiques**	674	200	24	20	17
	M1.0.C.UT		674	200	24	20	17
	M2.0.Z.AQ	**Acier inoxydable super austénitique**	674	200	24	20	17
	M2.0.C.AQ		674	200	24	20	17
	M3.1.Z.AQ	**Aciers inoxydables duplex (austénitiques/ ferritiques)**	778	230	20	16	14
	M3.1.C.AQ		778	230	20	16	14
	M3.2.Z.AQ		867	260	20	16	14
K	K1.1.C.NS	**Fonte malléable**	674	200	96	79	67
	K2.1.C.UT	**Fonte grise**	602	180	80	66	56
	K2.2.C.UT		825	245	64	52	45
	K2.3.C.UT		591	175	96	79	67
	K3.1.C.UT	**Fontes nodulaires**	518	155	96	79	67
	K3.2.C.UT		727	215	96	79	67
	K3.3.C.UT		885	265	96	79	67
	K3.5.C.UT		639	190	96	79	67
	K5.1.C.NS	**Fontes ADI (bainitiques)**	1013	300	64	52	45
N	N1.2.Z.UT	**Alliages à base aluminium**	-	60	-	-	-
	N1.2.Z.AG		-	100	-	-	-
	N1.3.C.UT		-	75	-	-	-
	N1.3.C.AG		-	90	-	-	-
	N1.4.C.NS		-	130	-	-	-
	N3.3.U.UT	**Alliages à base cuivre**	-	110	181	148	126
	N3.1.U.UT		-	100	72	59	51

FRE

CoroTap - Polyvalent

CoroTap™ 200

Valeurs en pouces

				T200-XM								
				Nuance B110/C110			Nuance B145/C145			Nuance B150/C150		
				ULDR			ULDR			ULDR		
			ULDR(xTD)	1.5	2	3	1.5	2	3	1.5	2	3
ISO	MC No.	Matière	HB	v_c pieds/min			v_c pieds/min			v_c pieds/min		
P		**Acier non allié**										
	P1.1.Z.AN		125	140	115	98	100	82	70	100	82	70
	P1.1.Z.HT		190	134	110	94	88	72	62	88	72	62
	P1.2.Z.AN		190	126	103	88	72	59	51	72	59	51
	P1.2.Z.HT		210	102	84	72	64	52	45	64	52	45
	P1.3.Z.AN		190	126	103	88	72	59	51	72	59	51
	P1.3.Z.HT		300	70	57	49	40	33	28	40	33	28
		Aciers faiblement alliés										
	P2.1.Z.AN		175	126	103	88	72	59	51	72	59	51
	P2.2.Z.AN		240	102	84	72	64	52	45	64	52	45
	P2.3.Z.AN		260	70	57	49	40	33	28	40	33	28
	P2.5.Z.HT.1		285	70	57	49	40	33	28	40	33	28
		Aciers fortement alliés										
	P3.0.Z.AN		200	102	84	72	64	52	45	64	52	45
	P3.0.Z.HT.1		380	32	26	22	20	16	14	20	16	14
	P3.1.Z.AN		250	102	84	72	64	52	45	64	52	45
		Acier coulé										
	P1.5.C.UT		150	126	103	88	72	59	51	72	59	51
	P2.6.C.UT		200	102	84	72	64	52	45	64	52	45
		Aciers inoxydables ferritiques/martensitiques										
	P5.0.Z.HT.1		330	104	85	73	64	52	45	64	52	45
	P5.0.Z.PH		330	40	33	28	16	13	11	-	-	-
M		**Aciers inoxydables austénitiques**										
	M1.0.Z.AQ		200	32	26	22	24	20	17	-	-	-
	M1.0.C.UT		230	32	26	22	24	20	17	-	-	-
		Acier inoxydable super austénitique										
	M2.0.Z.AQ		200	32	26	22	24	20	17	-	-	-
	M2.0.C.AQ		260	32	26	22	24	20	17	-	-	-
		Aciers inoxydables duplex (austénitiques/ ferritiques)										
	M3.1.Z.AQ		200	20	16	14	16	13	11	-	-	-
	M3.2.Z.AQ		200	20	16	14	16	13	11	-	-	-
	M3.1.C.AQ		230	20	16	14	16	13	11	-	-	-
K		**Fonte malléable**										
	K1.1.C.NS		200	80	66	56	60	49	42	60	49	42
		Fontes grises										
	K2.1.C.UT		180	74	61	52	60	49	42	60	49	42
	K2.2.C.UT		245	52	43	36	32	26	22	32	26	22
	K2.3.C.UT		175	80	66	56	60	49	42	60	49	42
		Fontes nodulaires										
	K3.1.C.UT		155	80	66	56	60	49	42	60	49	42
	K3.2.C.UT		215	80	66	56	60	49	42	60	49	42
	K3.3.C.UT		265	80	66	56	60	49	42	60	49	42
	K3.5.C.UT		190	80	66	56	60	49	42	60	49	42
	K5.1.C.NS	**Fontes ADI (bainitiques)**	300	52	43	36	32	26	22	32	26	22
N		**Alliages à base aluminium**										
	N1.2.Z.UT		60	161	131	112	-	-	-	140	115	98
	N1.2.Z.AG		100	161	131	112	-	-	-	140	115	98
	N1.3.C.UT		75	161	131	112	-	-	-	140	115	98
	N1.3.C.AG		90	100	82	70	-	-	-	80	66	56
	N1.4.C.NS		130	70	57	49	-	-	-	60	49	42
		Alliages à base cuivre										
	N3.3.U.UT		110	150	123	105	-	-	-	120	98	84
	N3.1.U.UT		100	60	49	42	-	-	-	48	39	34
S		**Superalliages à base de fer**										
	S1.0.U.AN		200	30	25	21	-	-	-	20	16	14
		Superalliages à base de nickel										
	S2.0.Z.UT		275	30	25	21	-	-	-	20	16	14
	S2.0.Z.AN		250	30	25	21	-	-	-	20	16	14
	S2.1.Z.AN		125	74	61	52	-	-	-	48	39	34
		Alliages à base de titane										
	S4.1.Z.UT		200	70	57	49	-	-	-	60	49	42

CoroTap - Polyvalent

CoroTap™ 300

Valeurs métriques

					E003 E013 E023 E033			E195 E245			E615			E207 E258	E212 E263	T300-XM100AL T300-XM100AM
					ULDR(xTD)	1.5	2	3	1.5	2	3	1.5	2	3	1.5	1.5	1.5
ISO	MC No.	Matière	N/mm²	HB		v_c m/min			v_c m/min			v_c m/min			vc m/min	v_c m/min	vc m/min
P	P1.1.Z.AN	Acier non allié	428	125		31	25	21	27	22	19	-	-	-	-	-	-
	P1.1.Z.HT		639	190		27	22	19	24	20	17	46	38	33	24	43	5
	P1.2.Z.AN		639	190		22	18	15	20	16	14	37	30	26	20	34	7
	P1.2.Z.HT		708	210		20	16	14	15	12	10	34	28	24	15	29	7
	P1.3.Z.AN		639	190		22	18	15	20	16	14	37	30	26	20	34	7
	P1.3.Z.HT		1013	300		12	10	9	9	7	6	18	15	13	9	12	5
	P2.1.Z.AN	Aciers faiblement alliés	591	175		22	18	15	20	16	14	37	30	26	20	34	7
	P2.2.Z.AN		811	240		20	16	14	15	12	10	34	28	24	15	29	7
	P2.3.Z.AN		867	260		12	10	9	9	7	6	18	15	13	9	12	5
	P2.5.Z.HT.1		961	285		12	10	9	9	7	6	18	15	13	9	12	5
	P3.0.Z.AN	Aciers fortement alliés	674	200		20	16	14	15	12	10	34	28	24	15	29	7
	P3.0.Z.HT.1		1282	380		-	-	-	-	-	-	12	10	9	-	-	4
	P3.1.Z.AN		839	250		20	16	14	15	12	10	34	28	24	15	29	7
	P1.5.C.UT	Acier coulé	503	150		22	18	15	20	16	14	37	30	26	20	34	7
	P2.6.C.UT		674	200		20	16	14	15	12	10	34	28	24	15	29	7
	P5.0.Z.HT.1	Aciers inoxydables ferritiques/martensitiques	1114	330		20	16	14	15	12	10	34	28	24	15	29	7
	P5.0.Z.PH		1114	330		5	4	3	-	-	-	6	5	4	-	-	-
M	M1.0.Z.AQ	Aciers inoxydables austénitiques	674	200		7	6	5	-	-	-	7	6	5	-	-	3
	M1.0.C.UT		674	200		7	6	5	-	-	-	7	6	5	-	-	3
	M2.0.Z.AQ	Acier inoxydable super austénitique	674	200		7	6	5	-	-	-	7	6	5	-	-	3
	M2.0.C.AQ		674	200		7	6	5	-	-	-	7	6	5	-	-	-
	M3.1.Z.AQ	Aciers inoxydables duplex (austénitiques/ ferritiques)	778	230		5	4	3	-	-	-	6	5	4	-	-	2
	M3.1.C.AQ		778	230		5	4	3	-	-	-	6	5	4	-	-	2
	M3.2.Z.AQ		867	260		5	4	3	-	-	-	6	5	4	-	-	2
K	K1.1.C.NS	Fonte malléable	674	200		-	-	-	-	-	-	29	24	21	-	-	-
	K2.1.C.UT	Fonte grise	602	180		-	-	-	-	-	-	24	20	17	-	-	11
	K2.2.C.UT		825	245		-	-	-	-	-	-	20	16	14	-	-	5
	K2.3.C.UT		591	175		-	-	-	-	-	-	29	24	21	-	-	-
	K3.1.C.UT	Fontes nodulaires	518	155		-	-	-	-	-	-	29	24	21	-	-	-
	K3.2.C.UT		727	215		-	-	-	-	-	-	29	24	21	-	-	-
	K3.3.C.UT		885	265		-	-	-	-	-	-	29	24	21	-	-	-
	K3.5.C.UT		639	190		-	-	-	-	-	-	29	24	21	-	-	-
	K5.1.C.NS	Fontes ADI (bainitiques)	1013	300		-	-	-	-	-	-	20	16	14	-	-	-
N	N1.2.Z.UT	Alliages à base aluminium	-	60		-	-	-	43	35	30	-	-	-	37	43	-
	N1.2.Z.AG		-	100		-	-	-	43	35	30	-	-	-	37	43	-
	N1.3.C.UT		-	75		-	-	-	43	35	30	-	-	-	37	43	-
	N1.3.C.AG		-	90		-	-	-	24	20	17	-	-	-	18	24	20
	N1.4.C.NS		-	130		-	-	-	18	15	13	-	-	-	-	-	15
	N3.3.U.UT	Alliages à base cuivre	-	110		-	-	-	-	-	-	55	45	38	-	-	60
	N3.1.U.UT		-	100		-	-	-	-	-	-	22	18	15	-	-	-

FRE

CoroTap - Polyvalent

CoroTap™ 300

Valeurs métriques

				T300-XM								
				Nuance B110/C110			Nuance B145*/C145			Nuance B150/C150		
				ULDR			ULDR			ULDR		
			ULDR(xTD)	1.5	2	3	1.5	2	3	1.5	2	3
ISO	MC No.	Matière	HB	v_c m/min			v_c m/min			v_c m/min		
P		**Acier non allié**										
	P1.1.Z.AN		125	43	35	30	31	25	21	31	25	21
	P1.1.Z.HT		190	41	34	29	27	22	19	27	22	19
	P1.2.Z.AN		190	39	32	27	22	18	15	22	18	15
	P1.2.Z.HT		210	31	26	22	20	16	14	20	16	14
	P1.3.Z.AN		190	39	32	27	22	18	15	22	18	15
	P1.3.Z.HT		300	21	17	15	12	10	9	12	10	9
		Aciers faiblement alliés										
	P2.1.Z.AN		175	39	32	27	22	18	15	22	18	15
	P2.2.Z.AN		240	31	26	22	20	16	14	20	16	14
	P2.3.Z.AN		260	21	17	15	12	10	9	12	10	9
	P2.5.Z.HT.1		285	21	17	15	12	10	9	12	10	9
		Aciers fortement alliés										
	P3.0.Z.AN		200	31	26	22	20	16	14	20	16	14
	P3.0.Z.HT.1		380				6	5	4			
	P3.1.Z.AN		250	31	26	22	20	16	14	20	16	14
		Acier coulé										
	P1.5.C.UT		150	39	32	27	22	18	15	22	18	15
	P2.6.C.UT		200	31	26	22	20	16	14	20	16	14
		Aciers inoxydables ferritiques/martensitiques										
	P5.0.Z.HT.1		330	32	26	22	20	16	14	20	16	14
	P5.0.Z.PH		330	12	10	9	5	4	3	-	-	-
M		**Aciers inoxydables austénitiques**										
	M1.0.Z.AQ		200	10	8	7	7	6	5	-	-	-
	M1.0.C.UT		230	10	8	7	7	6	5	-	-	-
		Acier inoxydable super austénitique										
	M2.0.Z.AQ		200	10	8	7	7	6	5	-	-	-
	M2.0.C.AQ		260	10	8	7	7	6	5	-	-	-
		Aciers inoxydables duplex (austénitiques/ferritiques)										
	M3.1.Z.AQ		200	6	5	4	5	4	3	-	-	-
	M3.2.Z.AQ		200	6	5	4	5	4	3	-	-	-
	M3.1.C.AQ		230	6	5	4	5	4	3	-	-	-
K		**Fonte malléable**										
	K1.1.C.NS		200	24	20	17	18	15	13	-	-	-
		Fontes grises										
	K2.1.C.UT		180	23	19	16	18	15	13	-	-	-
	K2.2.C.UT		245	16	13	11	10	8	7	-	-	-
	K2.3.C.UT		175	24	20	17	18	15	13	-	-	-
		Fontes nodulaires										
	K3.1.C.UT		155	24	20	17	18	15	13	-	-	-
	K3.2.C.UT		215	24	20	17	18	15	13	-	-	-
	K3.3.C.UT		265	24	20	17	18	15	13	-	-	-
	K3.5.C.UT		190	24	20	17	18	15	13	-	-	-
	K5.1.C.NS	**Fontes ADI (bainitiques)**	300	16	13	11	10	8	7	-	-	-
N		**Alliages à base aluminium**										
	N1.2.Z.UT		60	49	40	34	-	-	-	43	35	30
	N1.2.Z.AG		100	49	40	34	-	-	-	43	35	30
	N1.3.C.UT		75	49	40	34	-	-	-	43	35	30
	N1.3.C.AG		90	31	25	21	-	-	-	24	20	17
	N1.4.C.NS		130	21	18	15	-	-	-	18	15	13
		Alliages à base cuivre										
	N3.3.U.UT		110	-	-	-	-	-	-	-	-	-
	N3.1.U.UT		100	-	-	-	-	-	-	-	-	-
S		**Superalliages à base de fer**										
	S1.0.U.AN		200	9	8	6	-	-	-	6	5	4
		Superalliages à base de nickel										
	S2.0.Z.UT		275	9	8	6	-	-	-	6	5	4
	S2.0.Z.AN		250	9	8	6	-	-	-	6	5	4
	S2.1.Z.AN		125	23	19	16	-	-	-	15	12	10
		Alliages à base de titane										
	S4.1.Z.UT		200	21	18	15	-	-	-	18	15	13

* Nota ! Vitesses de coupe recommandées pour T300-XM100AL et T300-XM100AM, voir page C166

CoroTap - Polyvalent

CoroTap™ 300

Valeurs en pouces

					E003 E013 E023 E033			E195 E245			E615			E207 E258	E212 E263	T300-XM100AL T300-XM100AM
					ULDR(xTD) 1.5	2	3	1.5	2	3	1.5	2	3	1.5	1.5	1.5
ISO	MC No.	Matière	N/mm²	HB	v_c pieds/min			v_c pieds/min			v_c pieds/min			v_c pieds/min	v_c pieds/min	v_c pieds/min
P	P1.1.Z.AN	Acier non allié	428	125	100	82	70	88	72	62	-	-	-	-	-	-
	P1.1.Z.HT		639	190	88	72	62	80	66	56	152	125	107	80	140	16
	P1.2.Z.AN		639	190	72	59	51	64	52	45	120	98	84	64	112	24
	P1.2.Z.HT		708	210	64	52	45	48	39	34	112	92	79	48	96	24
	P1.3.Z.AN		639	190	72	59	51	64	52	45	120	98	84	64	112	24
	P1.3.Z.HT		1013	300	40	33	28	28	23	20	60	49	42	28	40	16
	P2.1.Z.AN	Aciers faiblement alliés	591	175	72	59	51	64	52	45	120	98	84	20	34	7
	P2.2.Z.AN		811	240	64	52	45	48	39	34	112	92	79	15	29	7
	P2.3.Z.AN		867	260	40	33	28	28	23	20	60	49	42	9	12	5
	P2.5.Z.HT.1		961	285	40	33	28	28	23	20	60	49	42	9	12	5
	P3.0.Z.AN	Aciers fortement alliés	674	200	64	52	45	48	39	34	112	92	79	15	29	7
	P3.0.Z.HT.1		1282	380	-	-	-	-	-	-	40	33	28	-	-	4
	P3.1.Z.AN		839	250	64	52	45	48	39	34	112	92	79	15	29	7
	P1.5.C.UT	Acier coulé	503	150	72	59	51	64	52	45	120	98	84	20	34	7
	P2.6.C.UT		674	200	64	52	45	48	39	34	112	92	79	15	29	7
	P5.0.Z.HT.1	Aciers inoxydables ferritiques/martensitiques	1114	330	64	52	45	48	39	34	112	92	79	15	29	7
	P5.0.Z.PH		1114	330	16	13	11	-	-	-	20	16	14	-	-	-
M	M1.0.Z.AQ	Aciers inoxydables austénitiques	674	200	24	20	17	-	-	-	24	20	17	-	-	10
	M1.0.C.UT		674	200	24	20	17	-	-	-	24	20	17	-	-	10
	M2.0.Z.AQ	Acier inoxydable super austénitique	674	200	24	20	17	-	-	-	24	20	17	-	-	10
	M2.0.C.AQ		674	200	24	20	17	-	-	-	24	20	17	-	-	-
	M3.1.Z.AQ	Aciers inoxydables duplex (austénitiques/ ferritiques)	778	230	16	13	11	-	-	-	20	16	14	-	-	6
	M3.1.C.AQ		778	230	16	13	11	-	-	-	20	16	14	-	-	6
	M3.2.Z.AQ		867	260	16	13	11	-	-	-	20	16	14	-	-	6
K	K1.1.C.NS	Fonte malléable	674	200	-	-	-	-	-	-	96	79	67	-	-	-
	K2.1.C.UT	Fonte grise	602	180	-	-	-	-	-	-	80	66	56	-	-	11
	K2.2.C.UT		825	245	-	-	-	-	-	-	64	52	45	-	-	5
	K2.3.C.UT		591	175	-	-	-	-	-	-	96	79	67	-	-	-
	K3.1.C.UT	Fontes nodulaires	518	155	-	-	-	-	-	-	96	79	67	-	-	-
	K3.2.C.UT		727	215	-	-	-	-	-	-	96	79	67	-	-	-
	K3.3.C.UT		885	265	-	-	-	-	-	-	96	79	67	-	-	-
	K3.5.C.UT		639	190	-	-	-	-	-	-	96	79	67	-	-	-
	K5.1.C.NS	Fontes ADI (bainitiques)	1013	300	-	-	-	-	-	-	64	52	45	-	-	-
N	N1.2.Z.UT	Alliages à base aluminium	-	60	-	-	-	140	115	98	-	-	-	37	43	-
	N1.2.Z.AG		-	100	-	-	-	140	115	98	-	-	-	37	43	-
	N1.3.C.UT		-	75	-	-	-	140	115	98	-	-	-	37	43	-
	N1.3.C.AG		-	90	-	-	-	80	66	56	-	-	-	18	24	20
	N1.4.C.NS		-	130	-	-	-	60	49	42	-	-	-	-	-	15
	N3.3.U.UT	Alliages à base cuivre	-	110	-	-	-	-	-	-	181	148	126	-	-	18
	N3.1.U.UT		-	100	-	-	-	-	-	-	72	59	51	-	-	-

FRE

CoroTap - Polyvalent

CoroTap™ 300

Valeurs en pouces

				T300-XM								
				Nuance B110/C110			Nuance B145*/C145			Nuance B150/C150		
				ULDR			ULDR			ULDR		
			ULDR(xTD)	1.5	2	3	1.5	2	3	1.5	2	3
ISO	MC No.	Matière	HB	v_c pieds/min			v_c pieds/min			v_c pieds/min		
P		**Acier non allié**										
	P1.1.Z.AN		125	140	115	98	100	82	70	100	82	70
	P1.1.Z.HT		190	134	110	94	88	72	62	88	72	62
	P1.2.Z.AN		190	126	103	88	72	59	51	72	59	51
	P1.2.Z.HT		210	102	84	72	64	52	45	64	52	45
	P1.3.Z.AN		190	126	103	88	72	59	51	72	59	51
	P1.3.Z.HT		300	70	57	49	40	33	28	40	33	28
		Aciers faiblement alliés										
	P2.1.Z.AN		175	126	103	88	72	59	51	72	59	51
	P2.2.Z.AN		240	102	84	72	64	52	45	64	52	45
	P2.3.Z.AN		260	70	57	49	40	33	28	40	33	28
	P2.5.Z.HT.1		285	70	57	49	40	33	28	40	33	28
		Aciers fortement alliés										
	P3.0.Z.AN		200	102	84	72	64	52	45	64	52	45
	P3.0.Z.HT.1		380				20	16	14			
	P3.1.Z.AN		250	102	84	72	64	52	45	64	52	45
		Acier coulé										
	P1.5.C.UT		150	126	103	88	72	59	51	72	59	51
	P2.6.C.UT		200	102	84	72	64	52	45	64	52	45
		Aciers inoxydables ferritiques/martensitiques										
	P5.0.Z.HT.1		330	104	85	73	64	52	45	64	52	45
	P5.0.Z.PH		330	40	33	28	16	13	11	-	-	-
M		**Aciers inoxydables austénitiques**										
	M1.0.Z.AQ		200	32	26	22	24	20	17	-	-	-
	M1.0.C.UT		230	32	26	22	24	20	17	-	-	-
		Acier inoxydable super austénitique										
	M2.0.Z.AQ		200	32	26	22	24	20	17	-	-	-
	M2.0.C.AQ		260	32	26	22	24	20	17	-	-	-
		Aciers inoxydables duplex (austénitiques/ferritiques)										
	M3.1.Z.AQ		200	20	16	14	16	13	11	-	-	-
	M3.2.Z.AQ		200	20	16	14	16	13	11	-	-	-
	M3.1.C.AQ		230	20	16	14	16	13	11	-	-	-
K		**Fonte malléable**										
	K1.1.C.NS		200	80	66	56	60	49	42	-	-	-
		Fontes grises										
	K2.1.C.UT		180	74	61	52	60	49	42	-	-	-
	K2.2.C.UT		245	52	43	36	32	26	22	-	-	-
	K2.3.C.UT		175	80	66	56	60	49	42	-	-	-
		Fontes nodulaires										
	K3.1.C.UT		155	80	66	56	60	49	42	-	-	-
	K3.2.C.UT		215	80	66	56	60	49	42	-	-	-
	K3.3.C.UT		265	80	66	56	60	49	42	-	-	-
	K3.5.C.UT		190	80	66	56	60	49	42	-	-	-
	K5.1.C.NS	**Fontes ADI (bainitiques)**	300	52	43	36	32	26	22	-	-	-
N		**Alliages à base aluminium**										
	N1.2.Z.UT		60	161	131	112	-	-	-	140	115	98
	N1.2.Z.AG		100	161	131	112	-	-	-	140	115	98
	N1.3.C.UT		75	161	131	112	-	-	-	140	115	98
	N1.3.C.AG		90	100	82	70	-	-	-	80	66	56
	N1.4.C.NS		130	70	57	49	-	-	-	60	49	42
		Alliages à base cuivre										
	N3.3.U.UT		110	-	-	-	-	-	-	-	-	-
	N3.1.U.UT		100	-	-	-	-	-	-	-	-	-
S		**Superalliages à base de fer**										
	S1.0.U.AN		200	30	25	21	-	-	-	20	16	14
		Superalliages à base de nickel										
	S2.0.Z.UT		275	30	25	21	-	-	-	20	16	14
	S2.0.Z.AN		250	30	25	21	-	-	-	20	16	14
	S2.1.Z.AN		125	74	61	52	-	-	-	48	39	34
		Alliages à base de titane										
	S4.1.Z.UT		200	70	57	49	-	-	-	60	49	42

* Nota ! Vitesses de coupe recommandées pour T300-XM100AL et T300-XM100AM, voir page C168

CoroTap - Polyvalent

CoroTap™ 400

Valeurs métriques

					E301			E890 E891 E892 E893 E091 E096 E097 E099			E302 E305 E306 E308 E309 E310 E315 E317 E323			T115 T116		
					ULDR(xTD)	1.5	2	3	1.5	2	3	1.5	2	3	1.5	2	3
ISO	**MC No.**	**Matière**	**N/mm²**	**HB**		ν_c m/min			ν_c m/min			ν_c m/min			ν_c m/min		
P	P1.1.Z.AN	**Acier non allié**	428	125		18	15	13	33	27	23	33	27	23	73	60	51
	P1.1.Z.HT		639	190		16	13	11	30	25	21	30	25	21	73	60	51
	P1.2.Z.AN		639	190		14	11	10	27	22	19	27	22	19	73	60	51
	P1.2.Z.HT		708	210		12	10	8	24	20	17	24	20	17	49	40	34
	P1.3.Z.AN		639	190		14	11	10	27	22	19	27	22	19	73	60	51
	P1.3.Z.HT		1013	300		-	-	-	12	10	8	12	10	8	37	30	26
	P2.1.Z.AN	**Aciers faiblement alliés**	591	175		14	11	10	27	22	19	27	22	19	73	60	51
	P2.2.Z.AN		811	240		12	10	8	24	20	17	24	20	17	49	40	34
	P2.3.Z.AN		867	260		-	-	-	12	10	8	12	10	8	37	30	26
	P2.5.Z.HT.1		961	285		-	-	-	12	10	8	12	10	8	37	30	26
	P3.0.Z.AN	**Aciers fortement alliés**	674	200		12	10	8	24	20	17	24	20	17	49	40	34
	P3.0.Z.HT.1		1282	380		-	-	-	-	-	-	-	-	-	-	-	-
	P3.1.Z.AN		839	250		12	10	8	24	20	17	24	20	17	49	40	34
	P1.5.C.UT	**Acier coulé**	503	150		14	11	10	27	22	19	27	22	19	73	60	51
	P2.6.C.UT		674	200		12	10	8	24	20	17	24	20	17	49	40	34
	P5.0.Z.HT.1	**Aciers inoxydables ferritiques/martensitiques**	1114	330		12	10	8	24	20	17	24	20	17	49	40	34
	P5.0.Z.PH		1114	330		-	-	-	6	5	4	12	5	4	31	25	21
M	M1.0.Z.AQ	**Aciers inoxydables austénitiques**	674	200		-	-	-	9	7	6	9	7	6	31	25	21
	M1.0.C.UT		674	200		-	-	-	9	7	6	9	7	6	31	25	21
	M2.0.Z.AQ	**Acier inoxydable super austénitique**	961	200		-	-	-	9	7	6	9	7	6	31	25	21
	M2.0.C.AQ		674	200		-	-	-	9	7	6	9	7	6	31	25	21
	M3.1.Z.AQ	**Aciers inoxydables duplex (austénitiques/ ferritiques)**	674	230		-	-	-	6	5	4	6	5	4	31	25	21
	M3.1.C.AQ		778	230		-	-	-	6	5	4	6	5	4	31	25	21
	M3.2.Z.AQ		867	260		-	-	-	6	5	4	6	5	4	31	25	21
N	N1.2.Z.UT	**Alliages à base aluminium**	-	60		46	38	33	67	55	47	67	55	47	98	80	68
	N1.2.Z.AG		-	100		46	38	33	67	55	47	67	55	47	98	80	68
	N1.3.C.UT		-	75		46	38	33	67	55	47	67	55	47	98	80	68
	N1.3.C.AG		-	90		27	22	19	49	40	34	49	40	34	98	80	68
	N1.4.C.NS		-	130		-	-	-	31	25	21	31	25	21	-	-	-
	N3.1.U.UT	**Alliages à base cuivre**	-	100		-	-	-	31	25	21	31	25	21	49	40	34

FRE

CoroTap - Polyvalent

CoroTap™ 400

Valeurs en pouces

					E301			E890 E891 E892 E893 E091 E096 E097 E099			E302 E305 E306 E308 E309 E310 E317 E323			T115 T116		
				ULDR(xTD)	1.5	2	3	1.5	2	3	1.5	2	3	1.5	2	3
ISO	**MC No.**	**Matière**	**N/mm²**	**HB**	v_c pieds/min			v_c pieds/min			v_c pieds/min			v_c pieds/min		
P	P1.1.Z.AN	**Acier non allié**	428	125	60	49	42	110	90	77	110	90	77	241	197	168
	P1.1.Z.HT		639	190	54	44	38	100	82	70	100	82	70	241	197	168
	P1.2.Z.AN		639	190	46	37	32	90	74	63	90	74	63	241	197	168
	P1.2.Z.HT		708	210	40	33	28	80	65	56	80	115	56	161	131	112
	P1.3.Z.AN		639	190	46	37	32	90	74	63	90	74	63	241	197	168
	P1.3.Z.HT		1013	300	-	-	-	40	33	28	40	33	28	120	98	84
	P2.1.Z.AN	**Aciers faiblement alliés**	591	175	46	37	32	90	74	63	90	74	63	241	197	168
	P2.2.Z.AN		811	240	40	33	28	80	65	56	80	115	56	161	131	112
	P2.3.Z.AN		867	260	-	-	-	40	33	28	40	33	28	120	98	84
	P2.5.Z.HT.1		961	285	-	-	-	40	33	28	40	33	28	120	98	84
	P3.0.Z.AN	**Aciers fortement alliés**	674	200	40	33	28	80	65	56	80	115	56	161	131	112
	P3.0.Z.HT.1		1282	380	-	-	-	-	-	-	-	-	-	-	-	-
	P3.1.Z.AN		839	250	40	33	28	80	65	56	80	115	56	161	131	112
	P1.5.C.UT	**Acier coulé**	503	150	46	37	32	90	74	63	90	74	63	241	197	168
	P2.6.C.UT		674	200	40	33	28	80	65	56	80	115	56	161	131	112
	P5.0.Z.HT.1	**Aciers inoxydables ferritiques/ martensitiques**	1114	330	40	33	28	80	65	56	80	115	56	161	131	112
	P5.0.Z.PH		1114	330	-	-	-	20	16	14	20	16	14	100	82	70
M	M1.0.Z.AQ	**Aciers inoxydables austénitiques**	674	200	-	-	-	30	24	21	30	24	21	100	82	70
	M1.0.C.UT		674	200	-	-	-	30	24	21	30	24	21	100	82	70
	M2.0.Z.AQ	**Acier inoxydable super austénitique**	961	200	-	-	-	30	24	21	30	24	21	100	82	70
	M2.0.C.AQ		674	200	-	-	-	30	24	21	30	24	21	100	82	70
	M3.1.Z.AQ	**Aciers inoxydables duplex (austénitiques/ferritiques)**	674	230	-	-	-	20	16	14	20	16	14	100	82	70
	M3.1.C.AQ		778	230	-	-	-	20	16	14	20	16	14	100	82	70
	M3.2.Z.AQ		867	260	-	-	-	20	16	14	20	16	14	100	82	70
N	N1.2.Z.UT	**Alliages à base aluminium**	-	60	152	125	107	221	180	154	221	180	154	321	262	225
	N1.2.Z.AG		-	100	152	125	107	221	180	154	221	180	154	321	262	225
	N1.3.C.UT		-	75	152	125	107	221	180	154	221	180	154	321	262	225
	N1.3.C.AG		-	90	88	72	62	161	131	112	161	131	112	321	262	225
	N1.4.C.NS		-	130	-	-	-	100	82	70	100	82	70	321	262	225
	N3.1.U.UT	**Alliages à base cuivre**	-	100	-	-	-	100	82	70	100	82	70	161	131	112

CoroTap - Optimisé

CoroTap™ 100 KM

Valeurs métriques

					T100-KM		
				ULDR(xTD)	1.5	2	3
ISO	**MC No.**	**Matière**	**N/mm²**	**HB**	v_c m/min		
P	P2.1.Z.AN	**Aciers faiblement alliés**	591	175	15	12	10
K	K1.1.C.NS	**Fonte malléable**	674	200	73	60	51
	K1.2.C.NS		1076	260	73	60	51
	K2.1.C.UT	**Fonte grise**	602	180	73	60	51
	K2.2.C.UT		825	245	61	50	43
	K2.3.C.UT		591	175	73	60	51
	K3.1.C.UT	**Fontes nodulaires**	518	155	73	60	51
	K3.2.C.UT		727	215	73	60	51
	K3.3.C.UT		885	265	61	50	43
	K3.4.C.UT		1114	330	49	40	34
	K3.5.C.UT		639	190	61	50	43
	K4.1.C.UT	**Fontes CGI (vermiculaires)**	533	160	55	45	38
	K4.2.C.UT		778	230	55	45	38
	K5.1.C.NS	**Fontes ADI (bainitiques)**	1013	300	12	10	9
N	N1.3.C.UT	**Alliages à base aluminium**	-	75	55	45	38

Valeurs en pouces

					T100-KM		
				ULDR(xTD)	1.5	2	3
ISO	**MC No.**	**Matière**	**N/mm²**	**HB**	v_c pieds/min		
P	P2.1.Z.AN	**Aciers faiblement alliés**	591	175	48	39	34
K	K1.1.C.NS	**Fonte malléable**	674	200	241	197	168
	K1.2.C.NS		1076	260	241	197	168
	K2.1.C.UT	**Fontes grises**	602	180	241	197	168
	K2.2.C.UT		825	245	201	164	140
	K2.3.C.UT		591	175	241	197	168
	K3.1.C.UT	**Fontes nodulaires**	518	155	241	197	168
	K3.2.C.UT		727	215	241	197	168
	K3.3.C.UT		885	265	201	164	140
	K3.4.C.UT		1114	330	161	131	112
	K3.5.C.UT		639	190	201	164	140
	K4.1.C.UT	**Fontes CGI (vermiculaires)**	533	160	181	148	126
	K4.2.C.UT		778	230	181	148	126
	K5.1.C.NS	**Fontes ADI (bainitiques)**	1013	300	40	33	28
N	N1.3.C.UT	**Alliages à base aluminium**	-	75	181	148	126

FRE

CoroTap - Optimisé

CoroTap™ 100

Valeurs métriques

					E416		T101 T120		
				ULDR(xTD)	1.5	2	1.5	2	3
ISO	**MC No.**	**Matière**	**N/mm²**	**HB**	*v*c m/min		*v*c m/min		
K	K1.1.C.NS	**Fonte malléable**	674	200	18	15	79	65	55
	K2.1.C.UT	**Fonte grise**	602	180	18	15	79	65	55
	K2.2.C.UT		825	245	10	8	63	52	44
	K2.3.C.UT		591	175	18	15	79	65	55
	K3.1.C.UT	**Fontes nodulaires**	518	155	18	15	79	65	55
	K3.2.C.UT		727	215	18	15	79	65	55
	K3.3.C.UT		885	265	18	15	63	52	44
	K3.5.C.UT		639	190	18	15	63	52	44
	K5.1.C.NS	**Fontes ADI (bainitiques)**	1013	300	10	8	16	13	11

					T100-NM					
				ULDR(xTD)	1.5	2	3	1.5	2	3
ISO	**MC No.**	**Matière**	**N/mm²**	**HB**	*v*c m/min			*v*c m/min		
N	N1.2.Z.UT	**Alliages à base aluminium**	-	60	43	35	30	43	35	30
	N1.2.Z.AG		-	100	43	35	30	43	35	30
	N1.3.C.UT		-	75	43	35	30	43	35	30
	N1.3.C.AG		-	90	24	20	17	24	20	17
	N1.4.C.NS		-	130	18	15	13	18	15	13

Valeurs en pouces

					E416		T101 T120		
				ULDR(xTD)	1.5	2	1.5	2	3
ISO	**MC No.**	**Matière**	**N/mm²**	**HB**	v_c pieds/min		v_c pieds/min		
K	K1.1.C.NS	**Fonte malléable**	674	200	60	49	260	215	180
	K2.1.C.UT	**Fonte grise**	602	180	60	49	260	215	180
	K2.2.C.UT		825	245	32	26	205	170	145
	K2.3.C.UT		591	175	60	49	260	215	180
	K3.1.C.UT	**Fontes nodulaires**	518	155	60	49	260	215	180
	K3.2.C.UT		727	215	60	49	260	215	180
	K3.3.C.UT		885	265	60	49	205	170	145
	K3.5.C.UT		639	190	60	49	205	170	145
	K5.1.C.NS	**Fontes ADI (bainitiques)**	1013	300	32	26	52	43	36

					T100-NM					
				ULDR(xTD)	1.5	2	3	1.5	2	3
ISO	**MC No.**	**Matière**	**N/mm²**	**HB**	v_c pieds/min			v_c pieds/min		
N	N1.2.Z.UT	**Alliages à base aluminium**	-	60	140	115	98	140	115	98
	N1.2.Z.AG		-	100	140	115	98	140	115	98
	N1.3.C.UT		-	75	140	115	98	140	115	98
	N1.3.C.AG		-	90	80	66	56	80	66	56
	N1.4.C.NS		-	130	60	49	42	60	49	42

CoroTap - Optimisé

CoroTap™ 200

Valeurs métriques

					E324 E326 E854 E855 E874 E875			EP03P EP03PA EP13P EP13PA EP23PA EP33PA			EP09P EP29PA EP39PA		
					ULDR(xTD)								
					1.5	2	3	1.5	2	3	1.5	2	3
ISO	**MC No.**	**Matière**	**N/mm²**	**HB**	*v*c m/min			*v*c m/min			*v*c m/min		
	P1.1.Z.HT	**Acier non allié**	639	190	-	-	-	55	45	38	55	45	38
	P1.2.Z.AN		639	190	-	-	-	55	45	38	55	45	38
	P1.2.Z.HT		708	210	-	-	-	43	35	30	55	45	38
	P1.3.Z.AN		639	190	-	-	-	55	45	38	55	45	38
	P1.3.Z.HT		1013	300	21	17	15	31	25	21	43	35	30
	P1.5.C.UT		503	150	-	-	-	55	45	38	55	45	38
	P2.1.Z.AN	**Aciers faiblement alliés**	591	175	-	-	-	55	45	38	55	45	38
P	P2.2.Z.AN		811	240	-	-	-	43	35	30	55	45	38
	P2.3.Z.AN		867	260	21	17	15	31	25	21	43	35	30
	P2.5.Z.HT.1		961	285	21	17	15	31	25	21	43	35	30
	P2.6.C.UT		674	200	-	-	-	43	35	30	55	45	38
	P3.0.Z.AN	**Aciers fortement alliés**	674	200	-	-	-	43	35	30	55	45	38
	P3.0.Z.HT.1		1282	380	13	11	9	-	-	-	-	-	-
	P3.1.Z.AN		839	250	-	-	-	43	35	30	55	45	38
	P5.0.Z.HT.1	**Aciers inoxydables ferritiques/martensitiques**	1114	330	-	-	-	43	35	30	55	45	38

					E344 E345 E364			E454 E455 E852 E872 E873		
					ULDR(xTD)					
					1.5	2	3	1.5	2	3
ISO	**MC No.**	**Matière**	**N/mm²**	**HB**	*v*c m/min			*v*c m/min		
	P1.3.Z.HT	**Acier non allié**	1013	300	12	10	9	21	17	15
	P2.3.Z.AN	**Aciers faiblement alliés**	867	260	12	10	9	21	17	15
P	P2.5.Z.HT.1		1114	285	12	10	9	21	17	15
	P3.0.Z.HT.1	**Aciers fortement alliés**	1282	380	6	5	4	13	11	9
	P5.0.Z.PH	**Aciers inoxydables ferritiques/martensitiques**	1112	330	6	5	4	7	6	5
	M1.0.C.UT	**Aciers inoxydables austénitiques**	674	200	9	7	6	12	10	9
	M1.0.Z.AQ		674	200	9	7	6	12	10	9
	M1.0.Z.PH		1013	300	6	5	4	7	6	5
	M2.0.C.AQ	**Acier inoxydable super austénitique**	674	200	9	7	6	12	10	9
M	M2.0.Z.AQ		674	200	9	7	6	12	10	9
	M3.1.Z.AQ	**Aciers inoxydables duplex**	778	230	6	5	4	7	6	5
	M3.2.Z.AQ		867	260	6	5	4	7	6	5
	M3.1.C.AQ		778	230	6	5	4	7	6	5
	M3.2.C.AQ		867	260	6	5	4	7	6	5

					T200-NM B150			T200-NM B125			T200-NM D150		
					ULDR(xTD)								
					1.5	2	3	1.5	2	3	1.5	2	3
ISO	**MC No.**	**Matière**	**N/mm²**	**HB**	*v*c m/min			*v*c m/min			*v*c m/min		
	N1.2.Z.UT	**Alliages à base aluminium**	-	60	43	35	30	55	45	38	43	35	30
	N1.2.Z.AG		-	100	43	35	30	55	45	38	43	35	30
	N1.3.C.UT		-	75	43	35	30	55	45	38	43	35	30
N	N1.3.C.AG		-	90	24	20	17	37	30	26	24	20	17
	N1.4.C.NS		-	130	18	15	13	24	20	17	18	15	13
	N3.3.U.UT	**Alliages à base cuivre**	-	110	37	30	26	55	45	38	37	30	26
	N3.1.U.UT		-	100	15	12	10	22	18	15	15	12	10

FRE

CoroTap - Optimisé

CoroTap™ 200

Valeurs en pouces

					E324 E326 E854 E855 E874 E875			EP03P EP03PA EP13P EP13PA EP23PA EP33PA			EP09P EP29PA EP39PA		
					ULDR(xTD)	1.5	2	3	1.5	2	3	1.5	2	3
ISO	**MC No.**	**Matière**	**N/mm²**	**HB**		v_c pieds/min			v_c pieds/min			v_c pieds/min		
P	P1.1.Z.HT	**Acier non allié**	639	190	-	-	-	181	148	126	181	148	126
	P1.2.Z.AN		639	190	-	-	-	181	148	126	181	148	126
	P1.2.Z.HT		708	210	-	-	-	140	115	98	181	148	126
	P1.3.Z.AN		639	190	-	-	-	181	148	126	181	148	126
	P1.3.Z.HT		1013	300	68	56	48	100	82	70	140	115	98
	P1.5.C.UT		503	150	-	-	-	181	148	126	181	148	126
	P2.1.Z.AN	**Aciers faiblement alliés**	591	175	-	-	-	181	148	126	181	148	126
	P2.2.Z.AN		811	240	-	-	-	140	115	98	181	148	126
	P2.3.Z.AN		867	260	68	56	48	100	82	70	140	115	98
	P2.5.Z.HT.1		961	285	68	56	48	100	82	70	140	115	98
	P2.6.C.UT		674	200	-	-	-	140	115	98	181	148	126
	P3.0.Z.AN	**Aciers fortement alliés**	674	200	-	-	-	140	115	98	181	148	126
	P3.0.Z.HT.1		1282	380	44	36	31	-	-	-	-	-	-
	P3.1.Z.AN		839	250	-	-	-	140	115	98	181	148	126
	P5.0.Z.HT.1	**Aciers inoxydables ferritiques/martensitiques**	1114	330	-	-	-	140	115	98	181	148	126

					E344 E345 E364			E454 E455 E852 E872 E873		
					ULDR(xTD)	1.5	2	3	1.5	2	3
ISO	**MC No.**	**Matière**	**N/mm²**	**HB**		v_c pieds/min			v_c pieds/min		
P	P1.3.Z.HT	**Acier non allié**	1013	300	40	33	28	68	56	48
	P2.3.Z.AN	**Aciers faiblement alliés**	867	260	40	33	28	68	56	48
	P2.5.Z.HT.1		1114	285	40	33	28	68	56	48
	P3.0.Z.HT.1	**Aciers fortement alliés**	1282	380	20	16	14	44	36	31
	P5.0.Z.PH	**Aciers inoxydables ferritiques/martensitiques**	1112	330	20	16	14	24	20	17
M	M1.0.C.UT	**Aciers inoxydables austénitiques**	674	200	28	23	20	40	33	28
	M1.0.Z.AQ		674	200	28	23	20	40	33	28
	M1.0.Z.PH		1013	300	20	16	14	24	20	17
	M2.0.Z.AQ	**Acier inoxydable super austénitique**	778	200	28	23	20	40	33	28
	M2.0.C.AQ		867	200	28	23	20	40	33	28
	M3.1.Z.AQ	**Aciers inoxydables duplex**	674	200	20	16	14	24	20	17
	M3.2.Z.AQ		674	200	20	16	14	24	20	17
	M3.1.C.AQ		778	230	20	16	14	24	20	17
	M3.2.C.AQ		867	260	20	16	14	24	20	17

					T200-NM B150			T200-NM B125			T200-NM D150		
					ULDR(xTD)	1.5	2	3	1.5	2	3	1.5	2	3
ISO	**MC No.**	**Matière**	**N/mm²**	**HB**		v_c pieds/min			v_c pieds/min			v_c pieds/min		
N	N1.2.Z.UT	**Alliages à base aluminium**	-	60	140	115	98	181	148	126	140	115	98
	N1.2.Z.AG		-	100	140	115	98	181	148	126	140	115	98
	N1.3.C.UT		-	75	140	115	98	181	148	126	140	115	98
	N1.3.C.AG		-	90	80	66	56	120	98	84	80	66	56
	N1.4.C.NS		-	130	60	49	42	80	66	56	60	49	42
	N3.3.U.UT	**Alliages à base cuivre**	-	110	120	98	84	181	148	126	120	98	84
	N3.1.U.UT		-	100	48	39	34	72	59	51	48	39	34

CoroTap - Optimisé

CoroTap™ 200

Valeurs métriques

				T200-SD	
			ULDR	1.5	2
ISO	**MC-Code**	**Matière**	**HB**	v_c m/min	
S	S1.0.U.AN	Superalliages réfractaires	200	7	6
	S1.0.U.AG		280	5	4
	S2.0.Z.AN	Alliages à base nickel	250	7	6
	S2.0.Z.AG		350	2	2
	S2.0.Z.UT		275	5	4
	S2.0.C.NS		320	5	4
	S3.0.Z.AN	Alliages à base de cobalt	200	5	4
	S3.0.Z.AG		300	2	2
	S3.0.C.NS		320	5	4

Valeurs en pouces

				T200-SD	
			ULDR	1.5	2
ISO	**MC-Code**	**Matière**	**HB**	v_c pieds/min	
S	S1.0.U.AN	Superalliages réfractaires	200	23	20
	S1.0.U.AG		280	17	14
	S2.0.Z.AN	Alliages à base nickel	250	23	20
	S2.0.Z.AG		350	7	7
	S2.0.Z.UT		275	17	14
	S2.0.C.NS		320	17	14
	S3.0.Z.AN	Alliages à base de cobalt	200	17	14
	S3.0.Z.AG		300	7	7
	S3.0.C.NS		320	17	14

CoroTap - Optimisé en fonction des matières

Valeurs métriques

				T200-SM	
			ULDR	1.5	2
ISO	**MC-Code**	**Matière**	**HB**	v_c m/min	
S	S4.1.Z.UT	Alliages de titane	200	7	6
	S4.2.Z.AN		320	7	6
	S4.3.Z.AN		330	5	4
	S4.3.Z.AG		375	5	4
	S4.4.Z.AN		330	5	4
	S4.4.Z.AG		410	5	4

Version en pouces

				T200-SM	
			ULDR	1.5	2
ISO	**MC-Code**	**Matière**	**HB**	pieds m/min	
S	S4.1.Z.UT	Alliages de titane	200	23	20
	S4.2.Z.AN		320	23	20
	S4.3.Z.AN		330	17	14
	S4.3.Z.AG		375	17	14
	S4.4.Z.AN		330	17	14
	S4.4.Z.AG		410	17	14

FRE

CoroTap - Optimisé

CoroTap™ 300

Valeurs métriques

					E314 E316 E864 E865 E884 E885			EX03P EX03PA EX13P EX13PA EX23PA EX33PA			EX09P EX29PA EX39PA		
					ULDR(xTD) 1.5	2	3	1.5	2	3	1.5	2	3
ISO	MC No.	Matière	N/mm²	HB	vc m/min			vc m/min			vc m/min		
P	P1.1.Z.HT	**Acier non allié**	639	190	-	-	-	49	40	34	55	45	38
	P1.2.Z.AN		639	190	-	-	-	49	40	34	55	45	38
	P1.2.Z.HT		708	210	-	-	-	37	30	26	49	40	34
	P1.3.Z.AN		639	190	-	-	-	49	40	34	55	45	38
	P1.3.Z.HT		1013	300	21	17	15	24	20	17	37	30	26
	P1.5.C.UT		503	150	-	-	-	49	40	34	55	45	38
	P2.1.Z.AN	**Aciers faiblement alliés**	591	175	-	-	-	49	40	34	55	45	38
	P2.2.Z.AN		811	240	-	-	-	37	30	26	49	40	34
	P2.3.Z.AN		867	260	21	17	15	24	20	17	37	30	26
	P2.5.Z.HT.1		961	285	21	17	15	24	20	17	37	30	26
	P2.6.C.UT		674	200	-	-	-	37	30	26	49	40	34
	P3.0.Z.AN	**Aciers fortement alliés**	674	200	-	-	-	37	30	26	49	40	34
	P3.0.Z.HT.1		1282	380	13	11	9	-	-	-	-	-	-
	P3.1.Z.AN		839	250	-	-	-	37	30	26	49	40	34
	P5.0.Z.HT.1	**Aciers inoxydables ferritiques/martensitiques**	1114	330	-	-	-	37	30	26	49	40	34

					E047			E404 E862 E882 E883 E048			E346 E347 E362 E363 E095		E069 E079			E736 E738
					ULDR(xTD) 1.5	2	3	1.5	2	3	1.5	2	1.5	2	3	1.5
ISO	MC No.	Matière	N/mm²	HB	vc m/min			vc m/min			vc m/min		vc m/min			vc m/min
P	P1.3.Z.HT	**Acier non allié**	1013	300	12	10	9	16	13	11	12	10	12	10	9	-
	P2.3.Z.AN	**Aciers faiblement alliés**	867	260	12	10	9	16	13	11	12	10	12	10	9	-
	P2.5.Z.HT.1		1114	285	12	10	9	16	13	11	12	10	12	10	9	-
	P3.0.Z.HT.1	**Aciers fortement alliés**	1282	380	6	5	4	13	11	9	6	5	6	5	4	-
	P5.0.Z.PH	**Aciers inoxydables ferritiques/martensitiques**	1114	330	6	5	4	7	6	5	6	5	5	4	3	4
M	M1.0.C.UT	**Aciers inoxydables austénitiques**	674	200	9	7	6	12	10	9	9	7	7	6	5	4
	M1.0.Z.AQ		674	200	9	7	6	12	10	9	9	7	7	6	5	4
	M1.0.Z.PH		1013	300	6	5	4	7	6	5	6	5	-	-	-	-
	M2.0.C.AQ	**Acier inoxydable super austénitique**	674	200	9	7	6	12	10	9	9	7	7	6	5	4
	M2.0.Z.AQ		674	200	9	7	6	12	10	9	9	7	7	6	5	4
	M3.1.Z.AQ	**Aciers inoxydables duplex**	778	230	6	5	4	7	6	5	6	5	5	4	3	4
	M3.2.Z.AQ		867	260	6	5	4	7	6	5	6	5	5	4	3	4
	M3.1.C.AQ		778	230	6	5	4	7	6	5	6	5	5	4	3	4
	M3.2.C.AQ		867	260	6	5	4	7	6	5	6	5	5	4	3	4

CoroTap - Optimisé

CoroTap™ 300

Valeurs en pouces

					E314 E316 E864 E865 E884 E885			EX03P EX03PA EX13P EX13PA EX23PA EX33PA			EX09P EX29PA EX39PA		
				ULDR(xTD)	1.5	2	3	1.5	2	3	1.5	2	3
ISO	**MC No.**	**Matière**	**N/mm²**	**HB**	v_c pieds/min			v_c pieds/min			v_c pieds/min		
P	P1.1.Z.AN	**Acier non allié**	428	125	-	-	-	-	-	-	-	-	-
	P1.1.Z.HT		639	190	-	-	-	161	131	112	181	148	126
	P1.2.Z.AN		639	190	-	-	-	161	131	112	181	148	126
	P1.2.Z.HT		708	210	-	-	-	120	98	84	161	131	112
	P1.3.Z.AN		639	190	-	-	-	161	131	112	181	148	126
	P1.3.Z.HT		1013	300	68	56	48	80	66	56	120	98	84
	P1.5.C.UT		503	150	-	-	-	161	131	112	181	148	126
	P2.1.Z.AN	**Aciers faiblement alliés**	591	175	-	-	-	161	131	112	181	148	126
	P2.2.Z.AN		811	240	-	-	-	120	98	84	161	131	112
	P2.3.Z.AN		867	260	68	56	48	80	66	56	120	98	84
	P2.5.Z.HT.1		961	285	68	56	48	80	66	56	120	98	84
	P2.6.C.UT		674	200	-	-	-	120	98	84	161	131	112
	P3.0.Z.AN	**Aciers fortement alliés**	674	200	-	-	-	120	98	84	161	131	112
	P3.0.Z.HT.1		1282	380	44	36	31	-	-	-	-	-	-
	P3.1.Z.AN		839	250	-	-	-	120	98	84	161	131	112
	P5.0.Z.AN	**Aciers inoxydables ferritiques/martensitiques**	674	200	-	-	-	-	-	-	-	-	-
	P5.0.Z.PH		1114	330	-	-	-	-	-	-	-	-	-
	P5.0.Z.HT.1		1114	330	-	-	-	120	98	84	161	131	112
	P5.0.C.UT		839	200	-	-	-	-	-	-	-	-	-
	P5.0.C.HT		1114	330	-	-	-	-	-	-	-	-	-

					E047			E404 E862 E882 E883 E048			E346 E347 E362 E363 E095		E069 E079			E736 E738
				ULDR(xTD)	1.5	2	3	1.5	2	3	1.5	2	1.5	2	3	1.5
ISO	**MC No.**	**Matière**	**N/mm²**	**HB**	v_c pieds/min			v_c pieds/min			v_c pieds/min		v_c pieds/min			v_c pieds/min
P	P1.3.Z.HT	**Acier non allié**	1013	300	40	33	28	52	43	36	40	33	40	33	28	-
	P2.3.Z.AN	**Aciers faiblement alliés**	867	260	40	33	28	52	43	36	40	33	40	33	28	-
	P2.5.Z.HT.1		1114	285	40	33	28	52	43	36	40	33	40	33	28	-
	P3.0.Z.HT.1	**Aciers fortement alliés**	1282	380	20	16	14	44	36	31	20	16	20	16	14	-
	P5.0.Z.PH	**Aciers inoxydables ferritiques/martensitiques**	1114	330	20	16	14	24	20	17	20	16	16	13	11	12
M	M1.0.C.UT	**Aciers inoxydables austénitiques**	674	200	28	23	20	40	33	28	28	23	24	20	17	12
	M1.0.Z.AQ		674	200	28	23	20	40	33	28	28	23	24	20	17	12
	M1.0.Z.PH		1013	300	20	16	14	24	20	17	20	16	-	-	-	-
	M2.0.C.AQ	**Acier inoxydable super austénitique**	674	200	28	23	20	40	33	28	28	23	24	20	17	12
	M2.0.Z.AQ		674	200	28	23	20	40	33	28	28	23	24	20	17	12
	M3.1.Z.AQ	**Aciers inoxydables duplex**	778	230	20	16	14	24	20	17	20	16	16	13	11	12
	M3.2.Z.AQ		867	260	20	16	14	24	20	17	20	16	16	13	11	12
	M3.1.C.AQ		778	230	20	16	14	24	20	17	20	16	16	13	11	12
	M3.2.C.AQ		867	260	20	16	14	24	20	17	20	16	16	13	11	12

FRE

CoroTap - Optimisé

CoroTap™ 300

Valeurs métriques

					T105		T106		
					ULDR(xTD) 1.5	2	1.5	2	3
ISO	**MC No.**	**Matière**	**N/mm²**	**HB**	*v*c m/min		*v*c m/min		
K	K1.1.C.NS	**Fonte malléable**	674	200	31	25	31	25	21
	K2.1.C.UT	**Fonte grise**	602	180	49	40	49	40	34
	K2.2.C.UT		825	245	18	15	18	15	13
	K2.3.C.UT		591	175	31	25	31	25	21
	K3.1.C.UT	**Fontes nodulaires**	518	155	31	25	31	25	21
	K3.2.C.UT		727	215	31	25	31	25	21
	K3.3.C.UT		885	265	31	25	31	25	21
	K3.5.C.UT		639	190	31	25	31	25	21
	K5.1.C.NS	**Fontes ADI (bainitiques)**	1013	300	18	15	18	15	13

					T300-NM D150			T300-NM D125			T300-NM B150		
					ULDR(xTD) 1.5	2	3	1.5	2	3	1.5	2	3
ISO	**MC No.**	**Matière**	**N/mm²**	**HB**	*v*c m/min			*v*c m/min			*v*c m/min		
N	N1.2.Z.UT	**Alliages à base aluminium**	-	60	43	35	30	55	45	38	43	35	30
	N1.2.Z.AG		-	100	43	35	30	55	45	38	43	35	30
	N1.3.C.UT		-	75	43	35	30	55	45	38	43	35	30
	N1.3.C.AG		-	90	24	20	17	37	30	26	24	20	17
	N1.4.C.NS		-	130	18	15	13	24	20	17	-	-	-
	N3.3.U.UT	**Alliages à base cuivre**	-	110	37	30	26	55	45	38	-	-	-
	N3.1.U.UT		-	100	15	12	10	22	18	15	15	12	10

CoroTap - Optimisé

CoroTap™ 300

Valeurs en pouces

					T105		T106		
					ULDR(xTD)	1.5	2	1,5	2	3
ISO	**MC No.**	**Matière**	**N/mm²**	**HB**	v_c pieds/min		v_c pieds/min		
K	K1.1.C.NS	Fonte malléable	674	200	100	82	100	82	70
	K2.1.C.UT	Fonte grise	602	180	161	131	161	131	112
	K2.2.C.UT		825	245	60	49	60	49	42
	K2.3.C.UT		591	175	100	82	100	82	70
	K3.1.C.UT	Fontes nodulaires	518	155	100	82	100	82	70
	K3.2.C.UT		727	215	100	82	100	82	70
	K3.3.C.UT		885	265	100	82	100	82	70
	K3.5.C.UT		639	190	100	82	100	82	70
	K5.1.C.NS	Fontes ADI (bainitiques)	1013	300	60	49	60	49	42

					T300-NM D150			T300-NM D125			T300-NM B150		
					ULDR(xTD)	1.5	2	3	1.5	2	3	1.5	2	3
ISO	**MC No.**	**Matière**	**N/mm²**	**HB**	v_c pieds/min			v_c pieds/min			v_c pieds/min		
N	N1.2.Z.UT	**Alliages à base aluminium**	-	60	140	115	98	181	148	126	140	115	98
	N1.2.Z.AG		-	100	140	115	98	181	148	126	140	115	98
	N1.3.C.UT		-	75	140	115	98	181	148	126	140	115	98
	N1.3.C.AG		-	90	80	66	56	120	98	84	80	66	56
	N1.4.C.NS		-	130	60	49	42	80	66	56	-	-	-
	N3.3.U.UT	**Alliages à base cuivre**	-	110	120	98	84	181	148	126	-	-	-
	N3.1.U.UT		-	100	48	39	34	72	59	51	48	39	34

FRE

CoroTap - Optimisé

CoroTap™ 300

Valeurs métriques

			ULDR	T300-SD 1.5	
ISO	**MC No.**	**Matière**	**HB**	v_c m/min	
S	S1.0.U.AN	Superalliages réfractaires	200	7	
	S1.0.U.AG		280	5	
	S2.0.Z.AN	Alliages à base nickel	250	5	
	S2.0.Z.AG		350	3	
	S2.0.Z.UT		275	5	
	S2.0.C.NS		320	3	

Version en pouces

			ULDR	T300-SD 1.5	
ISO	**MC No.**	**Matière**	**HB**	pieds m/min	
S	S1.0.U.AN	Superalliages réfractaires	200	23	
	S1.0.U.AG		280	17	
	S2.0.Z.AN	Alliages à base nickel	250	17	
	S2.0.Z.AG		350	10	
	S2.0.Z.UT		275	17	
	S2.0.C.NS		320	10	

Valeurs métriques

			ULDR	T300-SM 1.5	2
ISO	**MC No.**	**Matière**	**HB**	v_c m/min	
S	S4.1.Z.UT	Alliages de titane	200	10	8
	S4.2.Z.AN		320	6	5
	S4.3.Z.AN		330	6	5
	S4.3.Z.AG		375	5	4
	S4.4.Z.AN		330	5	4
	S4.4.Z.AG		410	5	4

Version en pouces

			ULDR	T300-SM 1.5	2
ISO	**MC No.**	**Matière**	**HB**	pieds m/min	
S	S4.1.Z.UT	Alliages de titane	200	33	27
	S4.2.Z.AN		320	20	17
	S4.3.Z.AN		330	20	17
	S4.3.Z.AG		375	17	14
	S4.4.Z.AN		330	17	14
	S4.4.Z.AG		410	17	14

CoroTap - Optimisé

CoroTap™ 400

Valeurs métriques

					T400-NM		
				ULDR(xTD)	1.5	2	3
ISO	**MC No.**	**Matière**	**N/mm²**	**HB**	v_c m/min		
N	N1.2.Z.UT	**Alliages à base aluminium**	-	60	67	55	47
	N1.2.Z.AG		-	100	67	55	47
	N1.3.C.UT		-	75	67	55	47
	N1.3.C.AG		-	90	49	40	34
	N3.1.U.UT	**Alliages à base cuivre**	-	100	31	25	21

Valeurs en pouces

					T400-NM		
				ULDR(xTD)	1.5	2	3
ISO	**MC No.**	**Matière**	**N/mm²**	**HB**	v_c pieds/min		
N	N1.2.Z.UT	**Alliages à base aluminium**	-	60	221	180	154
	N1.2.Z.AG		-	100	221	180	154
	N1.3.C.UT		-	75	221	180	154
	N1.3.C.AG		-	90	161	131	112
	N3.1.U.UT	**Alliages à base cuivre**	-	100	100	82	70

Valeurs métriques

					T400-PM		
				ULDR (xTD)	1.5	2.0	3.0
ISO	**MC No.**	**Matière**	**N/mm²**	**HB**	v_c m/min		
P	P1.1.Z.AN	Acier non allié	428	125	40	33	28
	P1.1.Z.HT		639	190	36	30	26
	P1.2.Z.AN		639	190	33	27	23
	P1.2.Z.HT		708	210	29	24	21
	P1.3.Z.AN		639	190	33	27	23
	P1.3.Z.HT		1013	300	15	12	10
	P2.1.Z.AN	Aciers faiblement alliés	591	175	33	27	23
	P2.2.Z.AN		811	240	29	24	21
	P2.3.Z.AN		867	260	15	12	10
	P2.5.Z.HT.1		961	285	15	12	10
	P3.0.Z.AN	Aciers fortement alliés	674	200	29	24	21
	P3.1.Z.AN		839	250	29	24	21
	P1.5.C.UT	Acier coulé	503	150	33	27	23
	P2.6.C.UT		674	200	29	24	21
	P1.5.C.UT	Aciers inoxydables ferritiques/ martensitiques	1114	330	29	24	21
	P2.6.C.UT		1114	330	8	6	5

Valeurs en pouces

					T400-PM		
				ULDR (xTD)	1.5	2.0	3.0
ISO	**MC No.**	**Matière**	**N/mm²**	**HB**	v_c pieds/min		
P	P1.1.Z.AN	Acier non allié	428	125	132	108	93
	P1.1.Z.HT		639	190	120	99	84
	P1.2.Z.AN		639	190	108	89	76
	P1.2.Z.HT		708	210	96	78	68
	P1.3.Z.AN		639	190	108	89	76
	P1.3.Z.HT		1013	300	48	40	34
	P2.1.Z.AN	Aciers faiblement alliés	591	175	108	89	76
	P2.2.Z.AN		811	240	96	78	68
	P2.3.Z.AN		867	260	48	40	34
	P2.5.Z.HT.1		961	285	48	40	34
	P3.0.Z.AN	Aciers fortement alliés	674	200	96	78	68
	P3.1.Z.AN		839	250	96	78	68
	P1.5.C.UT	Acier coulé	503	150	108	89	76
	P2.6.C.UT		674	200	96	78	68
	P1.5.C.UT	Aciers inoxydables ferritiques/ martensitiques	1114	330	96	78	68
	P2.6.C.UT		1114	330	24	20	17

Alésage

V

Polyvalent

CoroReamer™ 435 D2
Multi-matières D3-D4

O

Optimisation

CoroReamer™ 835 D5
Pour les aciers D6-D7
Pour les aciers inoxydables D9-D10

CoroReamer™ 830 D11
Tête carbure monobloc D12
Adaptateur D13

C

Personnalisé

E8

CoroReamer™ 435

Alésoir polyvalent avec des performances élevées dans une grande variété de matières.

Caractéristiques et avantages

- Grande productivité grâce à des conditions de coupe élevées
- La régularité et la productivité représentent des gains de temps et d'argent
- Excellents états de surface des pièces
- Concentricité uniforme pour une longue durée de vie d'outil et une très bonne précision dimensionnelle
- Grande stabilité grâce au corps en carbure monobloc
- Arrosage par l'intérieur pour une meilleure évacuation des copeaux et une réduction de l'usure

V C

Champ d'application ISO :

P K N

www.sandvik.coromant.com/cororeamer435

Outils **polyvalents** conçus pour donner des performances élevées et un usinage fiable dans différentes sortes d'applications avec des tailles, formes et matières de pièces variées afin de permettre une exploitation maximum des machines.

Géométrie de goujure avec répartition très irrégulière des goujures

Avec une répartition très irrégulière des goujures, la division des dents n'est jamais la même. Comme aucune des dents n'est diamétralement opposée à une autre, l'alésoir produit un trou avec une variation réduite de la cylindricité.

Trou débouchant ou sans fond plat

Trou non débouchant

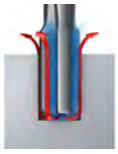

E14

FRE

Alésoir carbure monobloc CoroReamer™ 435

Multi-matières

Pour trous non débouchants

CNSC 1
CXSC 1
SUBSTRATE HF

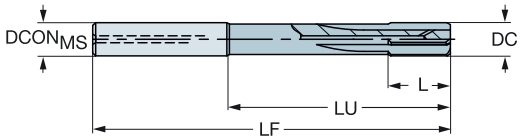

DC	DC"	LU	LU"	CZC_{MS}	Référence de commande	P H10F	K H10F	N H10F	$DCON_{MS}$	$DCON_{MS}$"	OAL	OAL"	LCF	LCF"	L	L"	LF	LF"	APMX	APMX"	PHD	PHD"	BSG
Dimensions, mm, pouce																							
4.00	.157	39.00	1.535	6	435.B-0400-A1-XF	★	★	★	6.00	.236	75.00	2.953	15.60	.614	12.00	.472	74.40	2.929	0.3	.012	3.80	.150	COROMANT
4.01	.158	39.00	1.535	6	435.B-0401-A1-XF	★	★	★	6.00	.236	75.00	2.953	15.60	.614	12.00	.472	74.40	2.929	0.3	.012	3.80	.150	COROMANT
4.50	.177	39.00	1.535	6	435.B-0450-A1-XF	★	★	★	6.00	.236	75.00	2.953	15.60	.614	12.00	.472	74.32	2.926	0.3	.012	4.30	.169	COROMANT
5.00	.197	39.00	1.535	6	435.B-0500-A1-XF	★	★	★	6.00	.236	75.00	2.953	15.60	.614	12.00	.472	74.25	2.923	0.3	.012	4.80	.189	COROMANT
5.01	.197	39.00	1.535	6	435.B-0501-A1-XF	★	★	★	6.00	.236	75.00	2.953	15.60	.614	12.00	.472	74.25	2.923	0.3	.012	4.80	.189	COROMANT
6.00	.236	39.00	1.535	6	435.B-0600-A1-XF	★	★	★	6.00	.236	75.00	2.953	15.60	.614	12.00	.472	74.10	2.917	0.3	.012	5.80	.228	COROMANT
6.01	.237	39.00	1.535	6	435.B-0601-A1-XF	★	★	★	6.00	.236	75.00	2.953	15.60	.614	12.00	.472	74.10	2.917	0.3	.012	5.80	.228	COROMANT
7.00	.276	64.00	2.520	8	435.B-0700-A1-XF	★	★	★	8.00	.315	100.00	3.937	20.80	.819	16.00	.630	98.95	3.896	0.3	.012	6.80	.268	COROMANT
8.00	.315	64.00	2.520	8	435.B-0800-A1-XF	★	★	★	8.00	.315	100.00	3.937	20.80	.819	16.00	.630	98.80	3.890	0.3	.012	7.80	.307	COROMANT
8.01	.315	64.00	2.520	8	435.B-0801-A1-XF	★	★	★	8.00	.315	100.00	3.937	20.80	.819	16.00	.630	98.80	3.890	0.3	.012	7.80	.307	COROMANT
8.02	.316	64.00	2.520	8	435.B-0802-A1-XF	★	★	★	8.00	.315	100.00	3.937	20.80	.819	16.00	.630	98.79	3.889	0.3	.012	7.80	.307	COROMANT
10.00	.394	80.00	3.150	10	435.B-1000-A1-XF	★	★	★	10.00	.394	120.00	4.724	26.00	1.024	20.00	.787	118.50	4.665	0.3	.012	9.80	.386	COROMANT
10.01	.394	80.00	3.150	10	435.B-1001-A1-XF	★	★	★	10.00	.394	120.00	4.724	26.00	1.024	20.00	.787	118.50	4.665	0.3	.012	9.80	.386	COROMANT
12.00	.472	75.00	2.953	12	435.B-1200-A1-XF	★	★	★	12.00	.472	120.00	4.724	26.00	1.024	20.00	.787	118.20	4.654	0.3	.012	11.80	.465	COROMANT
12.03	.474	75.00	2.953	12	435.B-1203-A1-XF	★	★	★	12.00	.472	120.00	4.724	26.00	1.024	20.00	.787	118.19	4.653	0.3	.012	11.80	.465	COROMANT
13.00	.512	85.00	3.346	14	435.B-1300-A1-XF	★	★	★	14.00	.551	130.00	5.118	28.60	1.126	22.00	.866	128.05	5.041	0.3	.012	12.80	.504	COROMANT
14.00	.551	85.00	3.346	14	435.B-1400-A1-XF	★	★	★	14.00	.551	130.00	5.118	28.60	1.126	22.00	.866	127.90	5.035	0.3	.012	13.80	.543	COROMANT
15.00	.591	82.00	3.228	16	435.B-1500-A1-XF	★	★	★	16.00	.630	130.00	5.118	28.60	1.126	22.00	.866	127.75	5.030	0.3	.012	14.80	.583	COROMANT
16.00	.630	102.00	4.016	16	435.B-1600-A1-XF	★	★	★	16.00	.630	150.00	5.906	32.50	1.280	25.00	.984	147.60	5.811	0.3	.012	15.80	.622	COROMANT
17.00	.669	102.00	4.016	18	435.B-1700-A1-XF	★	★	★	18.00	.709	150.00	5.906	32.50	1.280	25.00	.984	147.45	5.805	0.3	.012	16.80	.661	COROMANT
18.00	.709	102.00	4.016	18	435.B-1800-A1-XF	★	★	★	18.00	.709	150.00	5.906	32.50	1.280	25.00	.984	147.30	5.799	0.3	.012	17.80	.701	COROMANT
20.00	.787	100.00	3.937	20	435.B-2000-A1-XF	★	★	★	20.00	.787	150.00	5.906	32.50	1.280	25.00	.984	146.99	5.787	0.3	.012	19.80	.780	COROMANT

Tolérances des trous H7 plein diamètre
Les diamètres centésimaux produisent des tolérances de trous plus serrées en raison de la fabrication de +0.004mm

D14 E9 E28 E14

Alésoir carbure monobloc CoroReamer™ 435

Multi-matières

Pour trous débouchants

FHA	10°
CNSC	1
CXSC	2
SUBSTRATE	HF

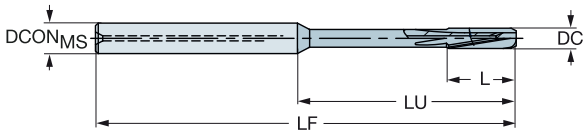

Dimensions, mm, pouce

DC	DC"	LU	LU"	CZC_{MS}	Référence de commande	P H10F	K H10F	N H10F	$DCON_{MS}$	$DCON_{MS}$"	OAL	OAL"	LCF	LCF"	L	L"	LF	LF"	APMX	APMX"	PHD	PHD"	BSG
4.00	.157	39.00	1.535	6	435.T-0400-A1-XF	★	★	★	6.00	.236	75.00	2.953	15.60	.614	12.00	.472	74.40	2.929	0.3	.012	3.80	.150	COROMANT
5.00	.197	39.00	1.535	6	435.T-0500-A1-XF	★	★	★	6.00	.236	75.00	2.953	15.60	.614	12.00	.472	74.25	2.923	0.3	.012	4.80	.189	COROMANT
5.97	.235	39.00	1.535	6	435.T-0597-A1-XF	★	★	★	6.00	.236	75.00	2.953	15.60	.614	12.00	.472	74.10	2.917	0.3	.012	5.80	.228	COROMANT
6.00	.236	39.00	1.535	6	435.T-0600-A1-XF	★	★	★	6.00	.236	75.00	2.953	15.60	.614	12.00	.472	74.10	2.917	0.3	.012	5.80	.228	COROMANT
6.02	.237	39.00	1.535	6	435.T-0602-A1-XF	★	★	★	6.00	.236	75.00	2.953	15.60	.614	12.00	.472	74.10	2.917	0.3	.012	5.80	.228	COROMANT
6.50	.256	64.00	2.520	8	435.T-0650-A1-XF	★	★	★	8.00	.315	100.00	3.937	20.80	.819	16.00	.630	99.02	3.898	0.3	.012	6.30	.248	COROMANT
7.00	.276	64.00	2.520	8	435.T-0700-A1-XF	★	★	★	8.00	.315	100.00	3.937	20.80	.819	16.00	.630	98.95	3.896	0.3	.012	6.80	.268	COROMANT
8.00	.315	64.00	2.520	8	435.T-0800-A1-XF	★	★	★	8.00	.315	100.00	3.937	20.80	.819	16.00	.630	98.80	3.890	0.3	.012	7.80	.307	COROMANT
9.00	.354	60.00	2.362	10	435.T-0900-A1-XF	★	★	★	10.00	.394	100.00	3.937	26.00	1.024	20.00	.787	98.65	3.884	0.3	.012	8.80	.346	COROMANT
9.50	.374	80.00	3.150	10	435.T-0950-A1-XF	★	★	★	10.00	.394	120.00	4.724	26.00	1.024	20.00	.787	118.57	4.668	0.3	.012	9.30	.366	COROMANT
9.98	.393	80.00	3.150	10	435.T-0998-A1-XF	★	★	★	10.00	.394	120.00	4.724	26.00	1.024	20.00	.787	118.50	4.665	0.3	.012	9.80	.386	COROMANT
10.00	.394	80.00	3.150	10	435.T-1000-A1-XF	★	★	★	10.00	.394	120.00	4.724	26.00	1.024	20.00	.787	118.50	4.665	0.3	.012	9.80	.386	COROMANT
10.01	.394	80.00	3.150	10	435.T-1001-A1-XF	★	★	★	10.00	.394	120.00	4.724	26.00	1.024	20.00	.787	118.50	4.665	0.3	.012	9.80	.386	COROMANT
10.02	.394	80.00	3.150	10	435.T-1002-A1-XF	★	★	★	10.00	.394	120.00	4.724	26.00	1.024	20.00	.787	118.49	4.665	0.3	.012	9.80	.386	COROMANT
11.00	.433	75.00	2.953	12	435.T-1100-A1-XF	★	★	★	12.00	.472	120.00	4.724	26.00	1.024	20.00	.787	118.35	4.659	0.3	.012	10.80	.425	COROMANT
11.97	.471	75.00	2.953	12	435.T-1197-A1-XF	★	★	★	12.00	.472	120.00	4.724	26.00	1.024	20.00	.787	118.20	4.654	0.3	.012	11.80	.465	COROMANT
12.00	.472	75.00	2.953	12	435.T-1200-A1-XF	★	★	★	12.00	.472	120.00	4.724	26.00	1.024	20.00	.787	118.20	4.654	0.3	.012	11.80	.465	COROMANT
13.00	.512	85.00	3.346	14	435.T-1300-A1-XF	★	★	★	14.00	.551	130.00	5.118	28.60	1.126	22.00	.866	128.05	5.041	0.3	.012	12.80	.504	COROMANT
14.00	.551	85.00	3.346	14	435.T-1400-A1-XF	★	★	★	14.00	.551	130.00	5.118	28.60	1.126	22.00	.866	127.90	5.035	0.3	.012	13.80	.543	COROMANT
15.00	.591	82.00	3.228	16	435.T-1500-A1-XF	★	★	★	16.00	.630	130.00	5.118	28.60	1.126	22.00	.866	127.75	5.030	0.3	.012	14.80	.583	COROMANT
16.00	.630	102.00	4.016	16	435.T-1600-A1-XF	★	★	★	16.00	.630	150.00	5.906	32.50	1.280	25.00	.984	147.60	5.811	0.3	.012	15.80	.622	COROMANT
17.00	.669	102.00	4.016	18	435.T-1700-A1-XF	★	★	★	18.00	.709	150.00	5.906	32.50	1.280	25.00	.984	147.45	5.805	0.3	.012	16.80	.661	COROMANT
18.00	.709	102.00	4.016	18	435.T-1800-A1-XF	★	★	★	18.00	.709	150.00	5.906	32.50	1.280	25.00	.984	147.30	5.799	0.3	.012	17.80	.701	COROMANT
19.00	.748	100.00	3.937	20	435.T-1900-A1-XF	★	★	★	20.00	.787	150.00	5.906	32.50	1.280	25.00	.984	147.14	5.793	0.3	.012	18.80	.740	COROMANT
20.00	.787	100.00	3.937	20	435.T-2000-A1-XF	★	★	★	20.00	.787	150.00	5.906	32.50	1.280	25.00	.984	146.99	5.787	0.3	.012	19.80	.780	COROMANT

Tolérances des trous H7 plein diamètre

Les diamètres centésimaux produisent des tolérances de trous plus serrées en raison de la fabrication de +0.004mm

D14 E9 E28 E14

FRE

CoroReamer™ 835

Alésoir hautes performances pour les aciers

Application

- Convient à tous les segments industriels, par exemple la mécanique générale, les moules et matrices, l'automobile, l'énergie et la production d'électricité
- Disponible avec goujures hélicoïdales pour trous débouchants ou goujures droites pour trous borgnes
- Trous débouchants, surfaces inclinées et trous sécants
- Pression d'arrosage 20 bars

O C

Champ d'application ISO :

P K

Caractéristiques et avantages

- Grande productivité grâce à des conditions de coupe élevées
- La régularité et la productivité représentent des gains de temps et d'argent
- Excellents états de surface des pièces
- Concentricité uniforme pour une longue durée de vie d'outil et une très bonne précision dimensionnelle
- Grande stabilité grâce au corps en carbure monobloc
- Arrosage par l'intérieur pour une meilleure évacuation des copeaux et une réduction de l'usure
- Carbure micro grain pour une grande dureté et une grande ténacité
- Géométrie de goujure avec répartition très irrégulière des goujures

www.sandvik.coromant.com/cororeamer835

Géométrie de goujure avec répartition très irrégulière des goujures

Avec une répartition très irrégulière des goujures, la division des dents n'est jamais la même. Comme aucune des dents n'est diamétralement opposée à une autre, l'alésoir produit un trou avec une variation réduite de la cylindricité.

Trou non débouchant

Trou débouchant ou sans fond plat



E14

Alésoir carbure monobloc CoroReamer™ 835

Pour les aciers

Pour trous non débouchants

835.B..A1-PF

CNSC 1

CXSC 1

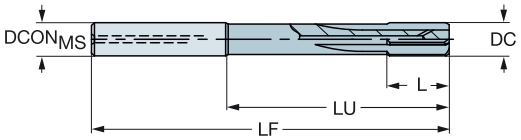

Dimensions, mm, pouce

DC	DC"	LU	LU"	CZCMS	Référence de commande	P 1024	K 1024	DCONMS	DCONMS"	OAL	OAL"	LCF	LCF"	L	L"	LF	LF"	APMX	APMX"	PHD	PHD"	BSG
4.00	.157	39.00	1.535	6	835.B-0400-A1-PF	★	★	6.00	.236	75.00	2.953	15.60	.614	12.00	.472	74.40	2.929	0.3	.012	3.80	.150	COROMANT
5.00	.197	39.00	1.535	6	835.B-0500-A1-PF	★	★	6.00	.236	75.00	2.953	15.60	.614	12.00	.472	74.25	2.923	0.3	.012	4.80	.189	COROMANT
5.99	.236	39.00	1.535	6	835.B-0599-A1-PF	★	★	6.00	.236	75.00	2.953	15.60	.614	12.00	.472	74.10	2.917	0.3	.012	5.80	.228	COROMANT
6.00	.236	39.00	1.535	6	835.B-0600-A1-PF	★	★	6.00	.236	75.00	2.953	15.60	.614	12.00	.472	74.10	2.917	0.3	.012	5.80	.228	COROMANT
6.01	.237	39.00	1.535	6	835.B-0601-A1-PF	★	★	6.00	.236	75.00	2.953	15.60	.614	12.00	.472	74.10	2.917	0.3	.012	5.80	.228	COROMANT
6.02	.237	39.00	1.535	6	835.B-0602-A1-PF	★	★	6.00	.236	75.00	2.953	15.60	.614	12.00	.472	74.10	2.917	0.3	.012	5.80	.228	COROMANT
6.03	.237	39.00	1.535	6	835.B-0603-A1-PF	★	★	6.00	.236	75.00	2.953	15.60	.614	12.00	.472	74.09	2.917	0.3	.012	5.80	.228	COROMANT
7.00	.276	64.00	2.520	8	835.B-0700-A1-PF	★	★	8.00	.315	100.00	3.937	20.80	.819	16.00	.630	98.95	3.896	0.3	.012	6.80	.268	COROMANT
7.97	.314	64.00	2.520	8	835.B-0797-A1-PF	★	★	8.00	.315	100.00	3.937	20.80	.819	16.00	.630	98.80	3.890	0.3	.012	7.80	.307	COROMANT
7.98	.314	64.00	2.520	8	835.B-0798-A1-PF	★	★	8.00	.315	100.00	3.937	20.80	.819	16.00	.630	98.80	3.890	0.3	.012	7.80	.307	COROMANT
7.99	.315	64.00	2.520	8	835.B-0799-A1-PF	★	★	8.00	.315	100.00	3.937	20.80	.819	16.00	.630	98.80	3.890	0.3	.012	7.80	.307	COROMANT
8.00	.315	64.00	2.520	8	835.B-0800-A1-PF	★	★	8.00	.315	100.00	3.937	20.80	.819	16.00	.630	98.80	3.890	0.3	.012	7.80	.307	COROMANT
8.02	.316	64.00	2.520	8	835.B-0802-A1-PF	★	★	8.00	.315	100.00	3.937	20.80	.819	16.00	.630	98.79	3.889	0.3	.012	7.80	.307	COROMANT
9.00	.354	60.00	2.362	10	835.B-0900-A1-PF	★	★	10.00	.394	100.00	3.937	26.00	1.024	20.00	.787	98.65	3.884	0.3	.012	8.80	.346	COROMANT
9.50	.374	80.00	3.150	10	835.B-0950-A1-PF	★	★	10.00	.394	120.00	4.724	26.00	1.024	20.00	.787	118.57	4.668	0.3	.012	9.30	.366	COROMANT
9.97	.393	80.00	3.150	10	835.B-0997-A1-PF	★	★	10.00	.394	120.00	4.724	26.00	1.024	20.00	.787	118.50	4.665	0.3	.012	9.80	.386	COROMANT
10.00	.394	80.00	3.150	10	835.B-1000-A1-PF	★	★	10.00	.394	120.00	4.724	26.00	1.024	20.00	.787	118.50	4.665	0.3	.012	9.80	.386	COROMANT
10.01	.394	80.00	3.150	10	835.B-1001-A1-PF	★	★	10.00	.394	120.00	4.724	26.00	1.024	20.00	.787	118.50	4.665	0.3	.012	9.80	.386	COROMANT
10.02	.394	80.00	3.150	10	835.B-1002-A1-PF	★	★	10.00	.394	120.00	4.724	26.00	1.024	20.00	.787	118.49	4.665	0.3	.012	9.80	.386	COROMANT
10.03	.395	80.00	3.150	10	835.B-1003-A1-PF	★	★	10.00	.394	120.00	4.724	26.00	1.024	20.00	.787	118.49	4.665	0.3	.012	9.80	.386	COROMANT
10.50	.413	75.00	2.953	12	835.B-1050-A1-PF	★	★	12.00	.472	120.00	4.724	26.00	1.024	20.00	.787	118.42	4.662	0.3	.012	10.30	.406	COROMANT
11.00	.433	75.00	2.953	12	835.B-1100-A1-PF	★	★	12.00	.472	120.00	4.724	26.00	1.024	20.00	.787	118.35	4.659	0.3	.012	10.80	.425	COROMANT
11.50	.453	75.00	2.953	12	835.B-1150-A1-PF	★	★	12.00	.472	120.00	4.724	26.00	1.024	20.00	.787	118.27	4.656	0.3	.012	11.30	.445	COROMANT
11.97	.471	75.00	2.953	12	835.B-1197-A1-PF	★	★	12.00	.472	120.00	4.724	26.00	1.024	20.00	.787	118.20	4.654	0.3	.012	11.80	.465	COROMANT
11.99	.472	75.00	2.953	12	835.B-1199-A1-PF	★	★	12.00	.472	120.00	4.724	26.00	1.024	20.00	.787	118.20	4.654	0.3	.012	11.80	.465	COROMANT
12.00	.472	75.00	2.953	12	835.B-1200-A1-PF	★	★	12.00	.472	120.00	4.724	26.00	1.024	20.00	.787	118.20	4.654	0.3	.012	11.80	.465	COROMANT
12.01	.473	75.00	2.953	12	835.B-1201-A1-PF	★	★	12.00	.472	120.00	4.724	26.00	1.024	20.00	.787	118.20	4.654	0.3	.012	11.80	.465	COROMANT
12.02	.473	75.00	2.953	12	835.B-1202-A1-PF	★	★	12.00	.472	120.00	4.724	26.00	1.024	20.00	.787	118.19	4.653	0.3	.012	11.80	.465	COROMANT
13.00	.512	85.00	3.346	14	835.B-1300-A1-PF	★	★	14.00	.551	130.00	5.118	28.60	1.126	22.00	.866	128.05	5.041	0.3	.012	12.80	.504	COROMANT
14.00	.551	85.00	3.346	14	835.B-1400-A1-PF	★	★	14.00	.551	130.00	5.118	28.60	1.126	22.00	.866	127.90	5.035	0.3	.012	13.80	.543	COROMANT
15.00	.591	82.00	3.228	16	835.B-1500-A1-PF	★	★	16.00	.630	130.00	5.118	28.60	1.126	22.00	.866	127.75	5.030	0.3	.012	14.80	.583	COROMANT
16.00	.630	102.00	4.016	16	835.B-1600-A1-PF	★	★	16.00	.630	150.00	5.906	32.50	1.280	25.00	.984	147.60	5.811	0.3	.012	15.80	.622	COROMANT
18.00	.709	102.00	4.016	18	835.B-1800-A1-PF	★	★	18.00	.709	150.00	5.906	32.50	1.280	25.00	.984	147.30	5.799	0.3	.012	17.80	.701	COROMANT
19.00	.748	100.00	3.937	20	835.B-1900-A1-PF	★	★	20.00	.787	150.00	5.906	32.50	1.280	25.00	.984	147.14	5.793	0.3	.012	18.80	.740	COROMANT
20.00	.787	100.00	3.937	20	835.B-2000-A1-PF	★	★	20.00	.787	150.00	5.906	32.50	1.280	25.00	.984	146.99	5.787	0.3	.012	19.80	.780	COROMANT

Tolérances des trous H7 plein diamètre

Les diamètres centésimaux produisent des tolérances de trous plus serrées en raison de la fabrication de +0.004mm

D19 E9 E28 E14

SANDVIK Coromant

FRE

Alésoir carbure monobloc CoroReamer™ 835

Pour les aciers

Pour trous débouchants

TCHA H7
CNSC 1

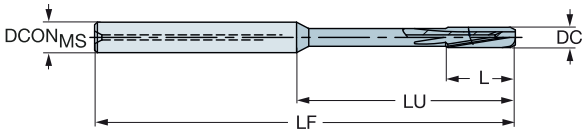

						P	K	Dimensions, mm, pouce												
DC	DC"	LU	LU"	CZC_{MS}	Référence de commande	1024	1024	$DCON_{MS}$	$DCON_{MS}$"	OAL	OAL"	LCF	LCF"	L	L"	LF	LF"	APMX	APMX"	PHD	PHD"	BSG
3.98	.157	39.00	1.535	6	835.T-0398-A1-PF	★	★	6.00	.236	75.00	2.953	15.60	.614	12.00	.472	74.40	2.929	0.3	.012	3.80	.150	COROMANT
4.00	.157	39.00	1.535	6	835.T-0400-A1-PF	★	★	6.00	.236	75.00	2.953	15.60	.614	12.00	.472	74.40	2.929	0.3	.012	3.80	.150	COROMANT
4.01	.158	39.00	1.535	6	835.T-0401-A1-PF	★	★	6.00	.236	75.00	2.953	15.60	.614	12.00	.472	74.40	2.929	0.3	.012	3.80	.150	COROMANT
4.02	.158	39.00	1.535	6	835.T-0402-A1-PF	★	★	6.00	.236	75.00	2.953	15.60	.614	12.00	.472	74.40	2.929	0.3	.012	3.80	.150	COROMANT
5.00	.197	39.00	1.535	6	835.T-0500-A1-PF	★	★	6.00	.236	75.00	2.953	15.60	.614	12.00	.472	74.25	2.923	0.3	.012	4.80	.189	COROMANT
5.01	.197	39.00	1.535	6	835.T-0501-A1-PF	★	★	6.00	.236	75.00	2.953	15.60	.614	12.00	.472	74.25	2.923	0.3	.012	4.80	.189	COROMANT
5.98	.235	39.00	1.535	6	835.T-0598-A1-PF	★	★	6.00	.236	75.00	2.953	15.60	.614	12.00	.472	74.10	2.917	0.3	.012	5.80	.228	COROMANT
6.00	.236	39.00	1.535	6	835.T-0600-A1-PF	★	★	6.00	.236	75.00	2.953	15.60	.614	12.00	.472	74.10	2.917	0.3	.012	5.80	.228	COROMANT
6.01	.237	39.00	1.535	6	835.T-0601-A1-PF	★	★	6.00	.236	75.00	2.953	15.60	.614	12.00	.472	74.10	2.917	0.3	.012	5.80	.228	COROMANT
6.02	.237	39.00	1.535	6	835.T-0602-A1-PF	★	★	6.00	.236	75.00	2.953	15.60	.614	12.00	.472	74.10	2.917	0.3	.012	5.80	.228	COROMANT
6.03	.237	39.00	1.535	6	835.T-0603-A1-PF	★	★	6.00	.236	75.00	2.953	15.60	.614	12.00	.472	74.09	2.917	0.3	.012	5.80	.228	COROMANT
6.50	.256	64.00	2.520	8	835.T-0650-A1-PF	★	★	8.00	.315	100.00	3.937	20.80	.819	16.00	.630	99.02	3.898	0.3	.012	6.30	.248	COROMANT
7.00	.276	64.00	2.520	8	835.T-0700-A1-PF	★	★	8.00	.315	100.00	3.937	20.80	.819	16.00	.630	98.95	3.896	0.3	.012	6.80	.268	COROMANT
7.50	.295	64.00	2.520	8	835.T-0750-A1-PF	★	★	8.00	.315	100.00	3.937	20.80	.819	16.00	.630	98.87	3.893	0.3	.012	7.30	.287	COROMANT
7.97	.314	64.00	2.520	8	835.T-0797-A1-PF	★	★	8.00	.315	100.00	3.937	20.80	.819	16.00	.630	98.80	3.890	0.3	.012	7.80	.307	COROMANT
8.00	.315	64.00	2.520	8	835.T-0800-A1-PF	★	★	8.00	.315	100.00	3.937	20.80	.819	16.00	.630	98.80	3.890	0.3	.012	7.80	.307	COROMANT
8.01	.315	64.00	2.520	8	835.T-0801-A1-PF	★	★	8.00	.315	100.00	3.937	20.80	.819	16.00	.630	98.80	3.890	0.3	.012	7.80	.307	COROMANT
8.02	.316	64.00	2.520	8	835.T-0802-A1-PF	★	★	8.00	.315	100.00	3.937	20.80	.819	16.00	.630	98.79	3.889	0.3	.012	7.80	.307	COROMANT
8.03	.316	64.00	2.520	8	835.T-0803-A1-PF	★	★	8.00	.315	100.00	3.937	20.80	.819	16.00	.630	98.79	3.889	0.3	.012	7.80	.307	COROMANT
9.00	.354	60.00	2.362	10	835.T-0900-A1-PF	★	★	10.00	.394	100.00	3.937	26.00	1.024	20.00	.787	98.65	3.884	0.3	.012	8.80	.346	COROMANT
9.50	.374	80.00	3.150	10	835.T-0950-A1-PF	★	★	10.00	.394	120.00	4.724	26.00	1.024	20.00	.787	118.57	4.668	0.3	.012	9.30	.366	COROMANT
9.97	.393	80.00	3.150	10	835.T-0997-A1-PF	★	★	10.00	.394	120.00	4.724	26.00	1.024	20.00	.787	118.50	4.665	0.3	.012	9.80	.386	COROMANT
9.99	.393	80.00	3.150	10	835.T-0999-A1-PF	★	★	10.00	.394	120.00	4.724	26.00	1.024	20.00	.787	118.50	4.665	0.3	.012	9.80	.386	COROMANT
10.00	.394	80.00	3.150	10	835.T-1000-A1-PF	★	★	10.00	.394	120.00	4.724	26.00	1.024	20.00	.787	118.50	4.665	0.3	.012	9.80	.386	COROMANT
10.01	.394	80.00	3.150	10	835.T-1001-A1-PF	★	★	10.00	.394	120.00	4.724	26.00	1.024	20.00	.787	118.50	4.665	0.3	.012	9.80	.386	COROMANT
10.02	.394	80.00	3.150	10	835.T-1002-A1-PF	★	★	10.00	.394	120.00	4.724	26.00	1.024	20.00	.787	118.49	4.665	0.3	.012	9.80	.386	COROMANT
10.50	.413	75.00	2.953	12	835.T-1050-A1-PF	★	★	12.00	.472	120.00	4.724	26.00	1.024	20.00	.787	118.42	4.662	0.3	.012	10.30	.406	COROMANT
11.00	.433	75.00	2.953	12	835.T-1100-A1-PF	★	★	12.00	.472	120.00	4.724	26.00	1.024	20.00	.787	118.35	4.659	0.3	.012	10.80	.425	COROMANT
12.00	.472	75.00	2.953	12	835.T-1200-A1-PF	★	★	12.00	.472	120.00	4.724	26.00	1.024	20.00	.787	118.20	4.654	0.3	.012	11.80	.465	COROMANT
12.01	.473	75.00	2.953	12	835.T-1201-A1-PF	★	★	12.00	.472	120.00	4.724	26.00	1.024	20.00	.787	118.20	4.654	0.3	.012	11.80	.465	COROMANT
12.02	.473	75.00	2.953	12	835.T-1202-A1-PF	★	★	12.00	.472	120.00	4.724	26.00	1.024	20.00	.787	118.19	4.653	0.3	.012	11.80	.465	COROMANT
13.00	.512	85.00	3.346	14	835.T-1300-A1-PF	★	★	14.00	.551	130.00	5.118	28.60	1.126	22.00	.866	128.05	5.041	0.3	.012	12.80	.504	COROMANT
14.00	.551	85.00	3.346	14	835.T-1400-A1-PF	★	★	14.00	.551	130.00	5.118	28.60	1.126	22.00	.866	127.90	5.035	0.3	.012	13.80	.543	COROMANT
15.00	.591	82.00	3.228	16	835.T-1500-A1-PF	★	★	16.00	.630	130.00	5.118	28.60	1.126	22.00	.866	127.75	5.030	0.3	.012	14.80	.583	COROMANT
16.00	.630	102.00	4.016	16	835.T-1600-A1-PF	★	★	16.00	.630	150.00	5.906	32.50	1.280	25.00	.984	147.60	5.811	0.3	.012	15.80	.622	COROMANT
17.00	.669	102.00	4.016	18	835.T-1700-A1-PF	★	★	18.00	.709	150.00	5.906	32.50	1.280	25.00	.984	147.45	5.805	0.3	.012	16.80	.661	COROMANT
18.00	.709	102.00	4.016	18	835.T-1800-A1-PF	★	★	18.00	.709	150.00	5.906	32.50	1.280	25.00	.984	147.30	5.799	0.3	.012	17.80	.701	COROMANT
20.00	.787	100.00	3.937	20	835.T-2000-A1-PF	★	★	20.00	.787	150.00	5.906	32.50	1.280	25.00	.984	146.99	5.787	0.3	.012	19.80	.780	COROMANT

Tolérances des trous H7 plein diamètre

Les diamètres centésimaux produisent des tolérances de trous plus serrées en raison de la fabrication de +0.004mm

D19 E9 E28 E14

CoroReamer™ 835

Alésoir hautes performances pour les aciers inoxydables

O C

Application

- Convient à tous les segments industriels, par exemple la mécanique générale, les moules et matrices, l'automobile, l'énergie et la production d'électricité
- Disponible avec goujures hélicoïdales pour trous débouchants ou goujures droites pour trous borgnes
- Trous débouchants, surfaces inclinées et trous sécants
- Pression d'arrosage 20 bars

Champ d'application ISO :

M

Caractéristiques et avantages

- Grande productivité grâce à des conditions de coupe élevées
- La régularité et la productivité représentent des gains de temps et d'argent
- Excellents états de surface des pièces
- Concentricité uniforme pour une longue durée de vie d'outil et une très bonne précision dimensionnelle
- Grande stabilité grâce au corps en carbure monobloc
- Arrosage par l'intérieur pour une meilleure évacuation des copeaux et une réduction de l'usure
- Carbure micro grain pour une grande dureté et une grande ténacité
- Géométrie de goujure avec répartition très irrégulière des goujures

www.sandvik.coromant.com/cororeamer835

Géométrie de goujure avec répartition très irrégulière des goujures

Avec une répartition très irrégulière des goujures, la division des dents n'est jamais la même. Comme aucune des dents n'est diamétralement opposée à une autre, l'alésoir produit un trou avec une variation réduite de la cylindricité.

Trou non débouchant

Trou débouchant ou sans fond plat



E14

SANDVIK Coromant

FRE

Alésoir carbure monobloc CoroReamer™ 835

Pour les aciers inoxydables

Pour trous non débouchants

TCHA H7
CNSC 1

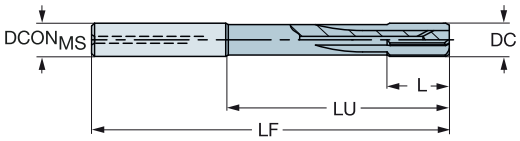

DC	DC"	LU	LU"	CZC_{MS}	Référence de commande	M	1024	$DCON_{MS}$	$DCON_{MS}$"	OAL	OAL"	LCF	LCF"	L	L"	LF	LF"	APMX	APMX"	PHD	PHD"	BSG
						Dimensions, mm, pouce																
3.97	.156	39.00	1.535	6	835.B-0397-A1-MF	★		6.00	.236	75.00	2.953	15.60	.614	12.00	.472	74.40	2.929	0.3	.012	3.80	.150	COROMANT
4.00	.157	39.00	1.535	6	835.B-0400-A1-MF	★		6.00	.236	75.00	2.953	15.60	.614	12.00	.472	74.40	2.929	0.3	.012	3.80	.150	COROMANT
4.02	.158	39.00	1.535	6	835.B-0402-A1-MF	★		6.00	.236	75.00	2.953	15.60	.614	12.00	.472	74.40	2.929	0.3	.012	3.80	.150	COROMANT
4.97	.196	39.00	1.535	6	835.B-0497-A1-MF	★		6.00	.236	75.00	2.953	15.60	.614	12.00	.472	74.25	2.923	0.3	.012	4.80	.189	COROMANT
5.00	.197	39.00	1.535	6	835.B-0500-A1-MF	★		6.00	.236	75.00	2.953	15.60	.614	12.00	.472	74.25	2.923	0.3	.012	4.80	.189	COROMANT
6.00	.236	39.00	1.535	6	835.B-0600-A1-MF	★		6.00	.236	75.00	2.953	15.60	.614	12.00	.472	74.10	2.917	0.3	.012	5.80	.228	COROMANT
6.01	.237	39.00	1.535	6	835.B-0601-A1-MF	★		6.00	.236	75.00	2.953	15.60	.614	12.00	.472	74.10	2.917	0.3	.012	5.80	.228	COROMANT
6.02	.237	39.00	1.535	6	835.B-0602-A1-MF	★		6.00	.236	75.00	2.953	15.60	.614	12.00	.472	74.10	2.917	0.3	.012	5.80	.228	COROMANT
7.00	.276	64.00	2.520	8	835.B-0700-A1-MF	★		8.00	.315	100.00	3.937	20.80	.819	16.00	.630	98.95	3.896	0.3	.012	6.80	.268	COROMANT
8.00	.315	64.00	2.520	8	835.B-0800-A1-MF	★		8.00	.315	100.00	3.937	20.80	.819	16.00	.630	98.80	3.890	0.3	.012	7.80	.307	COROMANT
8.01	.315	64.00	2.520	8	835.B-0801-A1-MF	★		8.00	.315	100.00	3.937	20.80	.819	16.00	.630	98.80	3.890	0.3	.012	7.80	.307	COROMANT
8.50	.335	60.00	2.362	10	835.B-0850-A1-MF	★		10.00	.394	100.00	3.937	26.00	1.024	20.00	.787	98.72	3.887	0.3	.012	8.30	.327	COROMANT
9.00	.354	60.00	2.362	10	835.B-0900-A1-MF	★		10.00	.394	100.00	3.937	26.00	1.024	20.00	.787	98.65	3.884	0.3	.012	8.80	.346	COROMANT
10.00	.394	80.00	3.150	10	835.B-1000-A1-MF	★		10.00	.394	120.00	4.724	26.00	1.024	20.00	.787	118.50	4.665	0.3	.012	9.80	.386	COROMANT
11.00	.433	75.00	2.953	12	835.B-1100-A1-MF	★		12.00	.472	120.00	4.724	26.00	1.024	20.00	.787	118.35	4.659	0.3	.012	10.80	.425	COROMANT
11.50	.453	75.00	2.953	12	835.B-1150-A1-MF	★		12.00	.472	120.00	4.724	26.00	1.024	20.00	.787	118.27	4.656	0.3	.012	11.30	.445	COROMANT
12.00	.472	75.00	2.953	12	835.B-1200-A1-MF	★		12.00	.472	120.00	4.724	26.00	1.024	20.00	.787	118.20	4.654	0.3	.012	11.80	.465	COROMANT
14.00	.551	85.00	3.346	14	835.B-1400-A1-MF	★		14.00	.551	130.00	5.118	28.60	1.126	22.00	.866	127.90	5.035	0.3	.012	13.80	.543	COROMANT
16.00	.630	102.00	4.016	16	835.B-1600-A1-MF	★		16.00	.630	150.00	5.906	32.50	1.280	25.00	.984	147.60	5.811	0.3	.012	15.80	.622	COROMANT

Tolérances des trous H7 plein diamètre

Les diamètres centésimaux produisent des tolérances de trous plus serrées en raison de la fabrication de +0.004mm

D22 E9 E28 E14

Alésoir carbure monobloc CoroReamer™ 835

Pour les aciers inoxydables

Pour trous débouchants

TCHA H7
CNSC 1

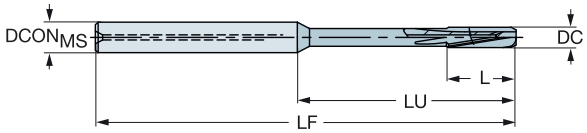

DC	DC"	LU	LU"	CZC$_{MS}$	Référence de commande	M	1024	DCON$_{MS}$	DCON$_{MS}$"	OAL	OAL"	LCF	LCF"	L	L"	LF	LF"	APMX	APMX"	PHD	PHD"	BSG
								Dimensions, mm, pouce														
3.97	.156	39.00	1.535	6	835.T-0397-A1-MF	★		6.00	.236	75.00	2.953	15.60	.614	12.00	.472	74.40	2.929	0.3	.012	3.80	.150	COROMANT
4.00	.157	39.00	1.535	6	835.T-0400-A1-MF	★		6.00	.236	75.00	2.953	15.60	.614	12.00	.472	74.40	2.929	0.3	.012	3.80	.150	COROMANT
4.01	.158	39.00	1.535	6	835.T-0401-A1-MF	★		6.00	.236	75.00	2.953	15.60	.614	12.00	.472	74.40	2.929	0.3	.012	3.80	.150	COROMANT
4.02	.158	39.00	1.535	6	835.T-0402-A1-MF	★		6.00	.236	75.00	2.953	15.60	.614	12.00	.472	74.40	2.929	0.3	.012	3.80	.150	COROMANT
5.00	.197	39.00	1.535	6	835.T-0500-A1-MF	★		6.00	.236	75.00	2.953	15.60	.614	12.00	.472	74.25	2.923	0.3	.012	4.80	.189	COROMANT
5.03	.198	39.00	1.535	6	835.T-0503-A1-MF	★		6.00	.236	75.00	2.953	15.60	.614	12.00	.472	74.24	2.923	0.3	.012	4.80	.189	COROMANT
5.99	.236	39.00	1.535	6	835.T-0599-A1-MF	★		6.00	.236	75.00	2.953	15.60	.614	12.00	.472	74.10	2.917	0.3	.012	5.80	.228	COROMANT
6.00	.236	39.00	1.535	6	835.T-0600-A1-MF	★		6.00	.236	75.00	2.953	15.60	.614	12.00	.472	74.10	2.917	0.3	.012	5.80	.228	COROMANT
6.02	.237	39.00	1.535	6	835.T-0602-A1-MF	★		6.00	.236	75.00	2.953	15.60	.614	12.00	.472	74.10	2.917	0.3	.012	5.80	.228	COROMANT
6.50	.256	64.00	2.520	8	835.T-0650-A1-MF	★		8.00	.315	100.00	3.937	20.80	.819	16.00	.630	99.02	3.898	0.3	.012	6.30	.248	COROMANT
7.00	.276	64.00	2.520	8	835.T-0700-A1-MF	★		8.00	.315	100.00	3.937	20.80	.819	16.00	.630	98.95	3.896	0.3	.012	6.80	.268	COROMANT
7.50	.295	64.00	2.520	8	835.T-0750-A1-MF	★		8.00	.315	100.00	3.937	20.80	.819	16.00	.630	98.87	3.893	0.3	.012	7.30	.287	COROMANT
8.00	.315	64.00	2.520	8	835.T-0800-A1-MF	★		8.00	.315	100.00	3.937	20.80	.819	16.00	.630	98.80	3.890	0.3	.012	7.80	.307	COROMANT
8.02	.316	64.00	2.520	8	835.T-0802-A1-MF	★		8.00	.315	100.00	3.937	20.80	.819	16.00	.630	98.79	3.889	0.3	.012	7.80	.307	COROMANT
8.50	.335	60.00	2.362	10	835.T-0850-A1-MF	★		10.00	.394	100.00	3.937	26.00	1.024	20.00	.787	98.72	3.887	0.3	.012	8.30	.327	COROMANT
9.00	.354	60.00	2.362	10	835.T-0900-A1-MF	★		10.00	.394	100.00	3.937	26.00	1.024	20.00	.787	98.65	3.884	0.3	.012	8.80	.346	COROMANT
9.50	.374	80.00	3.150	10	835.T-0950-A1-MF	★		10.00	.394	120.00	4.724	26.00	1.024	20.00	.787	118.57	4.668	0.3	.012	9.30	.366	COROMANT
10.00	.394	80.00	3.150	10	835.T-1000-A1-MF	★		10.00	.394	120.00	4.724	26.00	1.024	20.00	.787	118.50	4.665	0.3	.012	9.80	.386	COROMANT
10.01	.394	80.00	3.150	10	835.T-1001-A1-MF	★		10.00	.394	120.00	4.724	26.00	1.024	20.00	.787	118.50	4.665	0.3	.012	9.80	.386	COROMANT
10.50	.413	75.00	2.953	12	835.T-1050-A1-MF	★		12.00	.472	120.00	4.724	26.00	1.024	20.00	.787	118.42	4.662	0.3	.012	10.30	.406	COROMANT
12.00	.472	75.00	2.953	12	835.T-1200-A1-MF	★		12.00	.472	120.00	4.724	26.00	1.024	20.00	.787	118.20	4.654	0.3	.012	11.80	.465	COROMANT
14.00	.551	85.00	3.346	14	835.T-1400-A1-MF	★		14.00	.551	130.00	5.118	28.60	1.126	22.00	.866	127.90	5.035	0.3	.012	13.80	.543	COROMANT
15.00	.591	82.00	3.228	16	835.T-1500-A1-MF	★		16.00	.630	130.00	5.118	28.60	1.126	22.00	.866	127.75	5.030	0.3	.012	14.80	.583	COROMANT
16.00	.630	102.00	4.016	16	835.T-1600-A1-MF	★		16.00	.630	150.00	5.906	32.50	1.280	25.00	.984	147.60	5.811	0.3	.012	15.80	.622	COROMANT

Tolérances des trous H7 plein diamètre

Les diamètres centésimaux produisent des tolérances de trous plus serrées en raison de la fabrication de +0.004mm

D22 E9 E28 E14

CoroReamer™ 830

Outil grande avance à tête interchangeable pour les trous débouchants

Application

- Convient à tous les segments industriels, par exemple la mécanique générale, les moules et matrices, l'automobile, l'énergie et la production d'électricité
- Disponible avec goujures hélicoïdales pour trous débouchants ou goujures droites pour trous borgnes
- Tolérances de trou pouvant être obtenues : H7
- Pression d'arrosage 20 bars

Champ d'application ISO :

P K

Caractéristiques et avantages

- Excellents état de surface et sécurité de l'usinage
- Vitesse de pénétration élevée
- Facilité et rapidité de changement de la tête avec une grande précision <3µm (120µpouce)
- Evacuation efficace des copeaux grâce à un jet de liquide de coupe dirigé sur chacune des arêtes
- Tolérances de trou pouvant être obtenues : H7
- Plaquettes cermet brasées dans la nuance P10R
- Options de queues longues ou courtes
- Changement de la tête

www.sandvik.coromant.com/cororeamer830

Tête d'alésage carbure monobloc CoroReamer™ 830

Pour les aciers et les fontes

Adduction interne de liquide de coupe

TCHA H7

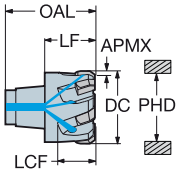

B

P K

DC	DC"	CZC_{MS}	Référence de commande	Dimensions, mm, pouce $DCON_{MS}$	$DCON_{MS}$"	OAL	OAL"	LCF	LCF"	L	L"	LF	LF"	APMX	APMX"	PHD	PHD"	BSG
19.00	.748	S12	830A-E06D1900H7S12	12.00	.472	25.85	1.018	10.83	.426	6.00	.236	14.50	.571	0.3	.012	18.80	.740	COROMANT
19.05	.750	S12	830A-E06D1905H7S12	12.00	.472	25.85	1.018	10.83	.426	6.00	.236	14.50	.571	0.3	.012	18.83	.741	COROMANT
20.00	.787	S12	830A-E06D2000H7S12	12.00	.472	25.85	1.018	10.83	.426	6.00	.236	14.50	.571	0.3	.012	19.80	.780	COROMANT
21.00	.827	S12	830A-E06D2100H7S12	12.00	.472	25.85	1.018	10.83	.426	6.00	.236	14.50	.571	0.3	.012	20.80	.819	COROMANT
22.00	.866	S14	830A-E06D2200H7S14	14.00	.551	27.85	1.096	13.05	.514	6.00	.236	15.50	.610	0.3	.012	21.80	.858	COROMANT
23.00	.906	S14	830A-E06D2300H7S14	14.00	.551	27.85	1.096	13.05	.514	6.00	.236	15.50	.610	0.3	.012	22.80	.898	COROMANT
24.00	.945	S16	830A-E06D2400H7S16	16.00	.630	29.85	1.175	13.05	.514	6.00	.236	16.00	.630	0.3	.012	23.80	.937	COROMANT
25.00	.984	S16	830A-E06D2500H7S16	16.00	.630	29.85	1.175	13.05	.514	6.00	.236	16.00	.630	0.3	.012	24.80	.976	COROMANT
25.40	1.000	S16	830A-E06D2540H7S16	16.00	.630	29.85	1.175	13.05	.514	6.00	.236	16.00	.630	0.3	.012	25.20	.992	COROMANT
26.00	1.024	S16	830A-E06D2600H7S16	16.00	.630	29.85	1.175	13.05	.514	6.00	.236	16.00	.630	0.3	.012	25.80	1.016	COROMANT
27.00	1.063	S16	830A-E06D2700H7S16	16.00	.630	29.85	1.175	13.05	.514	6.00	.236	16.00	.630	0.3	.012	26.80	1.055	COROMANT
28.00	1.102	S16	830A-E06D2800H7S16	16.00	.630	29.85	1.175	13.05	.514	6.00	.236	16.00	.630	0.3	.012	27.80	1.094	COROMANT
29.00	1.142	S16	830A-E06D2900H7S16	16.00	.630	29.85	1.175	13.05	.514	6.00	.236	16.00	.630	0.3	.012	28.80	1.134	COROMANT
30.00	1.181	S20	830A-E06D3000H7S20	20.00	.787	31.85	1.254	13.22	.520	6.00	.236	17.00	.669	0.3	.012	29.80	1.173	COROMANT
31.75	1.250	S20	830A-E06D3175H7S20	20.00	.787	31.85	1.254	13.22	.520	6.00	.236	17.00	.669	0.3	.012	31.60	1.244	COROMANT

C

TCHA H7

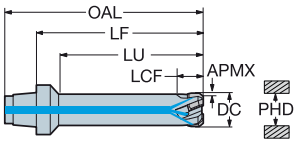

D

P K

DC	DC"	LU	LU"	CZC_{MS}	Référence de commande	Dimensions, mm, pouce $DCON_{MS}$	$DCON_{MS}$"	OAL	OAL"	LCF	LCF"	L	L"	LF	LF"	APMX	APMX"	PHD	PHD"	BSG
10.00	.394	45.00	1.772	S12	830B-E06D1000H7S12	12.00	.472	71.35	2.809	9.99	.393	6.00	.236	60.00	2.362	0.3	.012	9.80	.386	COROMANT
11.00	.433	45.00	1.772	S12	830B-E06D1100H7S12	12.00	.472	71.35	2.809	10.00	.394	6.00	.236	60.00	2.362	0.3	.012	10.80	.425	COROMANT
12.00	.472	45.00	1.772	S12	830B-E06D1200H7S12	12.00	.472	71.35	2.809	9.99	.393	6.00	.236	60.00	2.362	0.3	.012	11.80	.465	COROMANT
13.00	.512	45.00	1.772	S12	830B-E06D1300H7S12	12.00	.472	71.35	2.809	10.01	.394	6.00	.236	60.00	2.362	0.3	.012	12.80	.504	COROMANT
14.00	.551	45.00	1.772	S12	830B-E06D1400H7S12	12.00	.472	71.35	2.809	10.01	.394	6.00	.236	60.00	2.362	0.3	.012	13.80	.543	COROMANT
15.00	.591	45.00	1.772	S12	830B-E06D1500H7S12	12.00	.472	71.35	2.809	10.01	.394	6.00	.236	60.00	2.362	0.3	.012	14.80	.583	COROMANT
16.00	.630	45.00	1.772	S12	830B-E06D1600H7S12	12.00	.472	71.35	2.809	10.01	.394	6.00	.236	60.00	2.362	0.3	.012	15.80	.622	COROMANT
17.00	.669	45.00	1.772	S12	830B-E06D1700H7S12	12.00	.472	71.35	2.809	10.01	.394	6.00	.236	60.00	2.362	0.3	.012	16.80	.661	COROMANT
18.00	.709	45.00	1.772	S12	830B-E06D1800H7S12	12.00	.472	71.35	2.809	10.01	.394	6.00	.236	60.00	2.362	0.3	.012	17.80	.701	COROMANT

Tolérances des trous H7 plein diamètre

Les diamètres centésimaux produisent des tolérances de trous plus serrées en raison de la fabrication de +0.004mm

E

D18 E9 E28

SANDVIK Coromant

FRE

Adaptateur queue cylindrique vers CoroReamer® 830

Adduction interne de liquide de coupe

DSGN 1

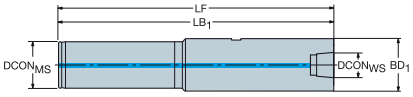

2

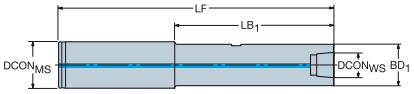

						Dimensions, mm, pouce											
CZC_{MS}	CZC_{WS}	CNSC	CXSC	DSGN	Référence de commande	$DCON_{MS}$	$DCON_{WS}$	LSC	LF	LB_1	LB_2	BD_1	BD_2	BAR PSI	NM	KG	RPMX
20.0	S12	1	1	2	830-S12A20035F	20.0	12.0	50	85.0	35.0	85.0	17.8	20.0	100	7.0	0.23	50000
						.787	.472	1.969	3.346	1.378	3.346	.701	.787	1450			
	S12	1	1	2	830-S12A20069F	20.0	12.0	50	118.5	68.5	118.5	17.8	20.0	100	7.0	0.29	50000
						.787	.472	1.969	4.665	2.697	4.665	.701	.787	1450			
	S12	1	1	2	830-S12A20130F	20.0	12.0	50	179.5	129.5	179.5	17.8	20.0	100	7.0	0.40	50000
						.787	.472	1.969	7.067	5.098	7.067	.701	.787	1450			
	S14	1	1	1	830-S14A20070F	20.0	14.0	50	119.5	119.5		20.5		100	7.0	0.31	50000
						.787	.551	1.969	4.705	4.705		.807		1450			
	S14	1	1	1	830-S14A20131F	20.0	14.0	50	180.5	180.5		20.5		100	7.0	0.44	50000
						.787	.551	1.969	7.106	7.106		.807		1450			
25.0	S16	1	1	2	830-S16A25090F	25.0	16.0	60	150.0	90.0	150.0	23.2	25.0	100	12.0	0.55	50000
						.984	.630	2.362	5.906	3.543	5.906	.913	.984	1450			
	S16	1	1	2	830-S16A25151F	25.0	16.0	60	211.0	151.0	211.0	23.2	25.0	100	12.0	0.70	50000
						.984	.630	2.362	8.307	5.945	8.307	.913	.984	1450			
	S20	1	1	1	830-S20A25089F	25.0	20.0	60	149.0	149.0		29.3		100	12.0	0.64	50000
						.984	.787	2.362	5.866	5.866		1.154		1450			
	S20	1	1	1	830-S20A25150F	25.0	20.0	60	210.0	210.0		29.3		100	12.0	1.03	50000
						.984	.787	2.362	8.268	8.268		1.154		1450			

Accessoires

Pour diamètre d'alésoir				
mm	pouce	Clé pour tête (mm)	Embout de tirage avec arrosage à travers l'embout	Embout de tirage sans arrosage à travers l'embout
10-19.05	.750-709	3021 010-040 (4.0)	5519 107-01	5519 106-01
20-23	.787-906	3021 010-040 (4.0)	–	5519 106-01
24-31.75	.945-1.250	3021 010-050 (5.0)	–	5519 106-02

Accessoires à commander séparément.

E9 E28

Conditions de coupe pour CoroReamer™ 435

Valeurs métriques

CoroReamer™ 435 -XF					Ø mm					
ISO	MC No.	Matière	N/mm²	Données applications	< 5.00	5.00 - 6.20	6.20 - 8.00	8.00 - 12.00	12.00 - 16.00	16.00 - 20.00
P		**Acier non allié**								
				v_c m/min				30		
	P1.1.Z.AN	C=0.10-0.25%	428	f_n mm/tr	0.15	0.18	0.20	0.20	0.30	0.30
				Surépaisseur d'usinage	0.10	0.10	0.20	0.20	0.20	0.30
				v_c m/min				30		
	P1..Z.AN	Trempé et revenu	639	f_n mm/tr	0.15	0.18	0.20	0.20	0.30	0.30
				Surépaisseur d'usinage	0.10	0.10	0.20	0.20	0.20	0.30
				v_c m/min				30		
	P1.2.Z.AN	C=0.25-0.55%	639	f_n mm/tr	0.15	0.18	0.20	0.20	0.30	0.30
				Surépaisseur d'usinage	0.10	0.10	0.20	0.20	0.20	0.30
				v_c m/min				30		
	P1.2.Z.HT		708	f_n mm/tr	0.15	0.18	0.20	0.20	0.30	0.30
				Surépaisseur d'usinage	0.10	0.10	0.20	0.20	0.20	0.30
				v_c m/min				30		
	P1.3.Z.AN	C=0.55-0.80%	639	f_n mm/tr	0.15	0.18	0.20	0.20	0.30	0.30
				Surépaisseur d'usinage	0.10	0.10	0.20	0.20	0.20	0.30
				v_c m/min				20		
	P1.3.Z.HT		991	f_n mm/tr	0.15	0.18	0.20	0.20	0.30	0.30
				Surépaisseur d'usinage	0.10	0.10	0.20	0.20	0.20	0.30
		Acier faiblement allié								
				v_c m/min				30		
	P2.1.Z.AN	Non trempé	591	f_n mm/tr	0.15	0.18	0.20	0.20	0.30	0.30
				Surépaisseur d'usinage	0.10	0.10	0.20	0.20	0.20	0.30
				v_c m/min				20		
	P2.2.Z.AN	Recuit	811	f_n mm/tr	0.15	0.18	0.20	0.20	0.30	0.30
				Surépaisseur d'usinage	0.10	0.10	0.20	0.20	0.20	0.30
				v_c m/min				20		
	P2.3.Z.AN		867	f_n mm/tr	0.15	0.18	0.20	0.20	0.30	0.30
				Surépaisseur d'usinage	0.10	0.10	0.20	0.20	0.20	0.30
				v_c m/min				15		
	P2.5.Z.HT	Trempé et revenu	961	f_n mm/tr	0.15	0.18	0.20	0.20	0.30	0.30
				Surépaisseur d'usinage	0.10	0.10	0.20	0.20	0.20	0.30
		Acier coulé								
				v_c m/min				30		
	P1.5.C.UT	Non allié	503	f_n mm/tr	0.15	0.18	0.20	0.20	0.30	0.30
				Surépaisseur d'usinage	0.10	0.10	0.20	0.20	0.20	0.30
				v_c m/min				20		
	P2.6.C.UT	Faibl. allié (éléments d'alliage ≤ 5%)	674	f_n mm/tr	0.15	0.18	0.20	0.20	0.30	0.30
				Surépaisseur d'usinage	0.10	0.10	0.20	0.20	0.20	0.30
		Acier fortement allié								
				v_c m/min				20		
	P3.0.Z.AN	Recuit	674	f_n mm/tr	0.15	0.18	0.20	0.20	0.30	0.30
				Surépaisseur d'usinage	0.10	0.10	0.20	0.20	0.20	0.30
				v_c m/min				15		
	P3.0.Z.HT		1282	f_n mm/tr	0.15	0.18	0.20	0.20	0.30	0.30
				Surépaisseur d'usinage	0.10	0.10	0.20	0.20	0.20	0.30
				v_c m/min				20		
	P3.1.Z.AN	Acier rapide recuit	839	f_n mm/tr	0.15	0.18	0.20	0.20	0.30	0.30
				Surépaisseur d'usinage	0.10	0.10	0.20	0.20	0.20	0.30
				v_c m/min				15		
	P5.0.Z.HT		1114	f_n mm/tr	0.15	0.18	0.20	0.20	0.30	0.30
				Surépaisseur d'usinage	0.10	0.10	0.20	0.20	0.20	0.30
				v_c m/min				30		
	P5.0.Z.PH		503	f_n mm/tr	0.15	0.18	0.20	0.20	0.30	0.30
				Surépaisseur d'usinage	0.10	0.10	0.20	0.20	0.20	0.30

FRE

Conditions de coupe pour CoroReamer™ 435

Valeurs en pouces

CoroReamer™ 435 -XF					Ø pouces					
ISO	MC No.	Matière	N/mm²	Données applications	< .197	.197 - .244	.244 - .315	.315 - .472	.472 - .630	.630 - .787
P		**Acier non allié**								
				v_c pieds/min				98		
	P1.1.Z.AN	C=0.10-0.25%	428	f_n pouces/tr	.006	.007	.008	.008	.012	.012
				Surépaisseur d'usinage	.004	.004	.008	.008	.008	.012
				v_c pieds/min				98		
	P.1..Z.AN	Trempé et revenu	639	f_n pouces/tr	.006	.007	.008	.008	.012	.012
				Surépaisseur d'usinage	.004	.004	.008	.008	.008	.012
				v_c pieds/min				98		
	P1.2.Z.AN	C=0.25-0.55%	639	f_n pouces/tr	.006	.007	.008	.008	.012	.012
				Surépaisseur d'usinage	.004	.004	.008	.008	.008	.012
				v_c pieds/min				98		
	P1.2.Z.HT		708	f_n pouces/tr	.006	.007	.008	.008	.012	.012
				Surépaisseur d'usinage	.004	.004	.008	.008	.008	.012
				v_c pieds/min				98		
	P1.3.Z.AN	C=0.55-0.80%	639	f_n pouces/tr	.006	.007	.008	.008	.012	.012
				Surépaisseur d'usinage	.004	.004	.008	.008	.008	.012
				v_c pieds/min				66		
	P1.3.Z.HT		991	f_n pouces/tr	.006	.007	.008	.008	.012	.012
				Surépaisseur d'usinage	.004	.004	.008	.008	.008	.012
		Acier faiblement allié								
				v_c pieds/min				98		
	P2.1.Z.AN	Non trempé	591	f_n pouces/tr	.006	.007	.008	.008	.012	.012
				Surépaisseur d'usinage	.004	.004	.008	.008	.008	.012
				v_c pieds/min				66		
	P2.2.Z.AN	Recuit	811	f_n pouces/tr	.006	.007	.008	.008	.012	.012
				Surépaisseur d'usinage	.004	.004	.008	.008	.008	.012
				v_c pieds/min				66		
	P2.3.Z.AN		867	f_n pouces/tr	.006	.007	.008	.008	.012	.012
				Surépaisseur d'usinage	.004	.004	.008	.008	.008	.012
				v_c pieds/min				49		
	P2.5.Z.HT	Trempé et revenu	961	f_n pouces/tr	.006	.007	.008	.008	.012	.012
				Surépaisseur d'usinage	.004	.004	.008	.008	.008	.012
		Acier coulé								
				v_c pieds/min				98		
	P1.5.C.UT	Non allié	503	f_n pouces/tr	.006	.007	.008	.008	.012	.012
				Surépaisseur d'usinage	.004	.004	.008	.008	.008	.012
				v_c pieds/min				66		
	P2.6.C.UT	Faibl. allié (éléments d'alliage ≤ 5%)	674	f_n pouces/tr	.006	.007	.008	.008	.012	.012
				Surépaisseur d'usinage	.004	.004	.008	.008	.008	.012
		Acier fortement allié								
				v_c pieds/min				66		
	P3.0.Z.AN	Recuit	674	f_n pouces/tr	.006	.007	.008	.008	.012	.012
				Surépaisseur d'usinage	.004	.004	.008	.008	.008	.012
				v_c pieds/min				49		
	P3.0.Z.HT		1282	f_n pouces/tr	.006	.007	.008	.008	.012	.012
				Surépaisseur d'usinage	.004	.004	.008	.008	.008	.012
				v_c pieds/min				66		
	P3.1.Z.AN	Acier rapide recuit	839	f_n pouces/tr	.006	.007	.008	.008	.012	.012
				Surépaisseur d'usinage	.004	.004	.008	.008	.008	.012
				v_c pieds/min				49		
	P5.0.Z.HT		1114	f_n pouces/tr	.006	.007	.008	.008	.012	.012
				Surépaisseur d'usinage	.004	.004	.008	.008	.008	.012
				v_c pieds/min				98		
	P5.0.Z.PH		503	f_n pouces/tr	.006	.007	.008	.008	.012	.012
				Surépaisseur d'usinage	.004	.004	.008	.008	.008	.012

Conditions de coupe pour CoroReamer™ 435

Valeurs métriques

CoroReamer™ 435 -XF					Ø mm					
ISO	MC No.	Matière	N/mm²	Données applications	< 5.00	5.00 - 6.20	6.20 - 8.00	8.00 - 12.00	12.00 - 16.00	16.00 - 20.00
K		**Fonte malléable**								
				v_c m/min				30		
	K1.1.C.NS	Ferritique Perlitique	428	f_n mm/tr	0.15	0.18	0.20	0.20	0.25	0.30
				Surépaisseur d'usinage	0.10	0.10	0.20	0.20	0.20	0.30
		Fontes grises								
				v_c m/min				30		
	K2.1.C.UT	Faible résist. à la traction	639	f_n mm/tr	0.15	0.18	0.20	0.20	0.25	0.30
				Surépaisseur d'usinage	0.10	0.10	0.20	0.20	0.20	0.30
				v_c m/min				30		
	K2.2.C.UT	Forte résistance à la traction	639	f_n mm/tr	0.15	0.18	0.20	0.20	0.25	0.30
				Surépaisseur d'usinage	0.10	0.10	0.20	0.20	0.20	0.30
				v_c m/min				30		
	K2.3.C.UT		708	f_n mm/tr	0.15	0.18	0.20	0.20	0.25	0.30
				Surépaisseur d'usinage	0.10	0.10	0.20	0.20	0.20	0.30
		Fontes nodulaires								
				v_c m/min				20		
	K3.1.C.UT	Ferritique	639	f_n mm/tr	0.15	0.18	0.20	0.20	0.25	0.30
				Surépaisseur d'usinage	0.10	0.10	0.20	0.20	0.20	0.30
				v_c m/min				20		
	K3.2.C.UT	Perlitique	991	f_n mm/tr	0.15	0.18	0.20	0.20	0.25	0.30
				Surépaisseur d'usinage	0.10	0.10	0.20	0.20	0.20	0.30
				v_c m/min				20		
	K3.3.C.UT	Perlitique	503	f_n mm/tr	0.15	0.18	0.20	0.20	0.25	0.30
				Surépaisseur d'usinage	0.10	0.10	0.20	0.20	0.20	0.30
				v_c m/min				20		
	K3.5.C.UT		591	f_n mm/tr	0.15	0.18	0.20	0.20	0.25	0.30
				Surépaisseur d'usinage	0.10	0.10	0.20	0.20	0.20	0.30
N		**Alliages d'aluminium**								
				v_c m/min				50		
	N1.2.Z.UT	Forgé, ou forgé et travaillé à froid, non vieilli	400	f_n mm/tr	0.15	0.18	0.20	0.20	0.25	0.30
				Surépaisseur d'usinage	0.10	0.10	0.15	0.20	0.20	0.30
				v_c m/min				50		
	N1.2.Z.AG	Forgé, ou forgé et vieilli	650	f_n mm/tr	0.15	0.18	0.20	0.20	0.25	0.30
				Surépaisseur d'usinage	0.10	0.10	0.15	0.20	0.20	0.30
				v_c m/min				50		
	N1.3.C.UT	Coulé, non vieilli	600	f_n mm/tr	0.15	0.18	0.20	0.20	0.25	0.30
				Surépaisseur d'usinage	0.10	0.10	0.15	0.20	0.20	0.30
				v_c m/min				50		
	N1.3.C.AG	Coulé, ou coulé et vieilli	700	f_n mm/tr	0.15	0.18	0.20	0.20	0.25	0.30
				Surépaisseur d'usinage	0.10	0.10	0.15	0.20	0.20	0.30
				v_c m/min				30		
	N1.4.C.NS	Alliages coulés AlSi, Si ≥13%	700	f_n mm/tr	0.15	0.15	0.15	0.20	0.20	0.30
				Surépaisseur d'usinage	0.10	0.10	0.20	0.20	0.20	0.30
		Alliages à base cuivre								
				v_c m/min				50		
	N3.3.U.UT	Alliages de décolletage à base cuivre (Pb>1%)	550	f_n mm/tr	0.15	0.18	0.20	0.20	0.25	0.30
				Surépaisseur d'usinage	0.10	0.10	0.15	0.20	0.20	0.30
				v_c m/min				50		
	N3.1.U.UT	Alliages de cuivre sans plomb (y compris cuivre électrolytique)	1350	f_n mm/tr	0.15	0.18	0.20	0.20	0.25	0.30
				Surépaisseur d'usinage	0.10	0.10	0.15	0.20	0.20	0.30
O		**Plastiques**								
				v_c m/min				40		
				f_n mm/tr	0.15	0.15	0.15	0.35	0.35	0.40
				Surépaisseur d'usinage	0.15	0.15	0.20	0.20	0.20	0.30

FRE

Conditions de coupe pour CoroReamer™ 435

Valeurs en pouces

CoroReamer™ 435 -XF					Ø pouces					
ISO	MC No.	Matière	N/mm²	Données applications	< .197	.197 - .244	.244 - .315	.315 - .472	.472 - .630	.630 - .787
K		**Fonte malléable**								
				v_c pieds/min	98					
	K1.1.C.NS	Ferritique Perlitique	428	f_n pouces/tr	.006	.007	.008	.008	.010	.012
				Surépaisseur d'usinage	.004	.004	.008	.008	.008	.012
		Fontes grises								
				v_c pieds/min	98					
	K2.1.C.UT	Faible résist. à la traction	639	f_n pouces/tr	.006	.007	.008	.008	.010	.012
				Surépaisseur d'usinage	.004		.008	.008	.008	.012
				v_c pieds/min	98					
	K2.2.C.UT	Forte résistance à la traction	639	f_n pouces/tr	.006	.007	.008	.008	.010	.012
				Surépaisseur d'usinage	.004	.004	.008	.008	.008	.012
				v_c pieds/min	98					
	K2.3.C.UT		708	f_n pouces/tr	.006	.007	.008	.008	.010	.012
				Surépaisseur d'usinage	.004	.004	.008	.008	.008	.012
		Fontes nodulaires								
				v_c pieds/min	66					
	K3.1.C.UT	Ferritique	639	f_n pouces/tr	.006	.007	.008	.008	.010	.012
				Surépaisseur d'usinage	.004	.004	.008	.008	.008	.012
				v_c pieds/min	66					
	K3.2.C.UT	Perlitique	991	f_n pouces/tr	.006	.007	.008	.008	.010	.012
				Surépaisseur d'usinage	.004	.004	.008	.008	.008	.012
				v_c pieds/min	66					
	K3.3.C.UT	Perlitique	503	f_n pouces/tr	.006	.007	.008	.008	.010	.012
				Surépaisseur d'usinage	.004	.004	.008	.008	.008	.012
				v_c pieds/min	66					
	K3.5.C.UT		591	f_n pouces/tr	.006	.007	.008	.008	.010	.012
				Surépaisseur d'usinage	.004	.004	.008	.008	.008	.012
N		**Alliages d'aluminium**								
				v_c pieds/min	164					
	N1.2.Z.UT	Forgé, ou forgé et travaillé à froid, non vieilli	400	f_n pouces/tr	.006	.007	.008	.008	.010	.012
				Surépaisseur d'usinage	.004	.004	.006	.008	.008	.012
				v_c pieds/min	164					
	N1.2.Z.AG	Forgé, ou forgé et vieilli	650	f_n pouces/tr	.006	.007	.008	.008	.010	.012
				Surépaisseur d'usinage	.004	.004	.006	.008	.008	.012
				v_c pieds/min	164					
	N1.3.C.UT	Coulé, non vieilli	600	f_n pouces/tr	.006	.007	.008	.008	.010	.012
				Surépaisseur d'usinage	.004	.004	.006	.008	.008	.012
				v_c pieds/min	164					
	N1.3.C.AG	Coulé, ou coulé et vieilli	700	f_n pouces/tr	.006	.007	.008	.008	.010	.012
				Surépaisseur d'usinage	.004	.004	.006	.008	.008	.012
				v_c pieds/min	98					
	N1.4.C.NS	Alliages coulés AlSi, Si ≥13%	700	f_n pouces/tr	.006	.006	.006	.008	.008	.012
				Surépaisseur d'usinage	.004	.004	.008	.008	.008	.012
		Alliages à base cuivre								
				v_c pieds/min	164					
	N3.3.U.UT	Alliages de décolletage à base cuivre (Pb>1%)	550	f_n pouces/tr	.006	.007	.008	.008	.010	.012
				Surépaisseur d'usinage	.004	.004	.006	.008	.008	.012
				v_c pieds/min	164					
	N3.1.U.UT	Alliages de cuivre sans plomb (y compris cuivre électrolytique)	1350	f_n pouces/tr	.006	.007	.008	.008	.010	.012
					.004	.004	.006	.008	.008	.012
				Surépaisseur d'usinage						
O		**Plastiques**								
				v_c pieds/min	131					
				f_n pouces/tr	.006	.006	.006	.014	.014	.016
				Surépaisseur d'usinage	.006	.006	.008	.008	.008	.012

Conditions de coupe pour alésoir 830

Valeurs métriques

ISO	CMC	Matière	Dureté Brinell HB	Nuance	Vitesse de coupe V_c m/min	Avance f_z mm/plaquette	Profondeur de coupe radiale a_p mm
P		**Acier non allié**					
	01.1	Non trempé 0,10-0,25% C	90-200	P10R	150-200	0.15-0.25	0.1-0.3
	01.2	Non trempé 0,25-0,55% C	125-225		150-200	0.15-0.25	
	01.3	Non trempé 0,55-0,80% C	150-225		140-180	0.15-0.25	
	01.4	Acier à outils au carbone et à forte teneur en carbone	180-225		140-180	0.15-0.25	
		Acier faiblement allié					
	02.1	Non trempé	150-260	P10R	110-180	0.15-0.25	0.1-0.3
	02.2	Trempé et revenu	220-400		70-130	0.10-0.20	
		Acier coulé					
	06.1	Non allié	90-225	P10R	140-180	0.15-0.25	0.1-0.3
	06.2	Faiblement allié	150-250		100-150	0.15-0.25	
K		**Fontes malléables**					
	07.2	Perlitique	150-270	P10R	150-200	0.15-0.25	0.1-0.3
		Fontes nodulaires					
	09.2	Perlitique	200-300	P10R	110-190	0.15-0.25	0.1-0.3

Valeurs en pouces

ISO	CMC	Matière	Dureté Brinell HB	Nuance	Vitesse de coupe V_c pieds/min	Avance f_z pouces/plaquette	Profondeur de coupe radiale a_p pouce
P		**Acier non allié**					
	01.1	Non trempé 0,10-0,25% C	90-200	P10R	490-650	.006-.010	.004-.012
	01.2	Non trempé 0,25-0,55% C	125-225		490-650	.006-.010	
	01.3	Non trempé 0,55-0,80% C	150-225		460-590	.006-.010	
	01.4	Acier à outils au carbone et à forte teneur en carbone	180-225		460-590	.006-.010	
		Acier faiblement allié					
	02.1	Non trempé	150-260	P10R	360-590	.006-.010	.004-.012
	02.2	Trempé et revenu	220-400		230-425	.004-.008	
		Acier coulé					
	06.1	Non allié	90-225	P10R	460-590	.006-.010	.004-.012
	06.2	Faiblement allié	150-250		330-490	.006-.010	
K		**Fontes malléables**					
	07.2	Perlitique	150-270	P10R	490-650	.006-.010	.004-.012
		Fontes nodulaires					
	09.2	Perlitique	200-300	P10R	360-620	.006-.010	.004-.012

FRE

Conditions de coupe pour CoroReamer™ 835

Valeurs métriques

CoroReamer™ 835 -PF					Ø mm					
ISO	MC No.	Matière	N/mm²	Données applications	< 5.00	5.00 - 6.20	6.20 - 8.00	8.00 - 12.00	12.00 - 16.00	16.00 - 20.00
P		**Acier non allié**								
				v_c m/min				180		
	P1.1.Z.AN	C=0.10-0.25%	428	f_n mm/tr	0.20	0.30	0.50	0.80	1.10	1.50
				Surépaisseur d'usinage	0.10	0.10	0.10	0.15	0.20	0.20
				v_c m/min				180		
	P.1..Z.AN	Trempé et revenu	639	f_n mm/tr	0.20	0.30	0.50	0.80	1.10	1.50
				Surépaisseur d'usinage	0.10	0.10	0.10	0.15	0.20	0.20
				v_c m/min				180		
	P1.2.Z.AN	C=0.25-0.55%	639	f_n mm/tr	0.20	0.30	0.50	0.80	1.10	1.50
				Surépaisseur d'usinage	0.10	0.10	0.10	0.15	0.20	0.20
				v_c m/min				180		
	P1.2.Z.HT		708	f_n mm/tr	0.20	0.30	0.50	0.80	1.10	1.50
				Surépaisseur d'usinage	0.10	0.10	0.10	0.15	0.20	0.20
				v_c m/min				180		
	P1.3.Z.AN	C=0.55-0.80%	639	f_n mm/tr	0.20	0.30	0.50	0.80	1.10	1.50
				Surépaisseur d'usinage	0.10	0.10	0.10	0.15	0.20	0.20
				v_c m/min				140		
	P1.3.Z.HT		991	f_n mm/tr	0.20	0.30	0.50	0.80	1.10	1.50
				Surépaisseur d'usinage	0.10	0.10	0.10	0.15	0.20	0.20
		Acier faiblement allié								
				v_c m/min				180		
	P2.1.Z.AN	Non trempé	591	f_n mm/tr	0.20	0.30	0.50	0.80	1.10	1.50
				Surépaisseur d'usinage	0.10	0.10	0.10	0.15	0.20	0.20
				v_c m/min				180		
	P2.2.Z.AN	Recuit	811	f_n mm/tr	0.20	0.30	0.50	0.80	1.10	1.50
				Surépaisseur d'usinage	0.10	0.10	0.10	0.15	0.20	0.20
				v_c m/min				140		
	P2.3.Z.AN		867	f_n mm/tr	0.20	0.30	0.50	0.80	1.10	1.50
				Surépaisseur d'usinage	0.10	0.10	0.10	0.15	0.20	0.20
				v_c m/min				140		
	P2.5.Z.HT	Trempé et revenu	961	f_n mm/tr	0.20	0.30	0.50	0.80	1.10	1.50
				Surépaisseur d'usinage	0.10	0.10	0.10	0.15	0.20	0.20
		Acier coulé								
				v_c m/min				180		
	P1.5.C.UT	Non allié	503	f_n mm/tr	0.20	0.30	0.50	0.80	1.10	1.50
				Surépaisseur d'usinage	0.10	0.10	0.10	0.15	0.20	0.20
				v_c m/min				180		
	P2.6.C.UT	Faibl. allié (éléments d'alliage ≤ 5%)	674	f_n mm/tr	0.20	0.30	0.50	0.80	1.10	1.50
				Surépaisseur d'usinage	0.10	0.10	0.10	0.15	0.20	0.20
		Acier fortement allié								
				v_c m/min				180		
	P3.0.Z.AN	Recuit	674	f_n mm/tr	0.20	0.30	0.50	0.80	1.10	1.50
				Surépaisseur d'usinage	0.10	0.10	0.10	0.15	0.20	0.20
				v_c m/min				140		
	P3.0.Z.HT		1282	f_n mm/tr	0.20	0.30	0.50	0.80	1.10	1.50
				Surépaisseur d'usinage	0.10	0.10	0.10	0.15	0.20	0.20
				v_c m/min				180		
	P3.1.Z.AN	Acier rapide recuit	839	f_n mm/tr	0.20	0.30	0.50	0.80	1.10	1.50
				Surépaisseur d'usinage	0.10	0.10	0.10	0.15	0.20	0.20
				v_c m/min				140		
	P5.0.Z.HT		1114	f_n mm/tr	0.20	0.30	0.50	0.80	1.10	1.50
				Surépaisseur d'usinage	0.10	0.10	0.10	0.15	0.20	0.20

Conditions de coupe pour CoroReamer™ 835

Valeurs en pouces

CoroReamer™ 835 -PF					Ø pouces					
ISO	MC No.	Matière	N/mm²	Données applications	< .197	.197 - .244	.244 - .315	.315 - .472	.472 - .630	.630 - .787
P		**Acier non allié**								
				v_c pieds/min				591		
	P1.1.Z.AN	C=0.10-0.25%	428	f_n pouces/tr	.008	.012	.020	.031	.043	.059
				Surépaisseur d'usinage	.004	.004	.004	.006	.008	.008
				v_c pieds/min				591		
	P1..Z.AN	Trempé et revenu	639	f_n pouces/tr	.008	.012	.020	.031	.043	.059
				Surépaisseur d'usinage	.004	.004	.004	.006	.008	.008
				v_c pieds/min				591		
	P1.2.Z.AN	C=0.25-0.55%	639	f_n pouces/tr	.008	.012	.020	.031	.043	.059
				Surépaisseur d'usinage	.004	.004	.004	.006	.008	.008
				v_c pieds/min				591		
	P1.2.Z.HT		708	f_n pouces/tr	.008	.012	.020	.031	.043	.059
				Surépaisseur d'usinage	.004	.004	.004	.006	.008	.008
				v_c pieds/min				591		
	P1.3.Z.AN	C=0.55-0.80%	639	f_n pouces/tr	.008	.012	.020	.031	.043	.059
				Surépaisseur d'usinage	.004	.004	.004	.006	.008	.008
				v_c pieds/min				459		
	P1.3.Z.HT		991	f_n pouces/tr	.008	.012	.020	.031	.043	.059
				Surépaisseur d'usinage	.004	.004	.004	.006	.008	.008
		Acier faiblement allié								
				v_c pieds/min				591		
	P2.1.Z.AN	Non trempé	591	f_n pouces/tr	.008	.012	.020	.031	.043	.059
				Surépaisseur d'usinage	.004	.004	.004	.006	.008	.008
				v_c pieds/min				591		
	P2.2.Z.AN	Recuit	811	f_n pouces/tr	.008	.012	.020	.031	.043	.059
				Surépaisseur d'usinage	.004	.004	.004	.006	.008	.008
				v_c pieds/min				459		
	P2.3.Z.AN		867	f_n pouces/tr	.008	.012	.020	.031	.043	.059
				Surépaisseur d'usinage	.004	.004	.004	.006	.008	.008
				v_c pieds/min				459		
	P2.5.Z.HT	Trempé et revenu	961	f_n pouces/tr	.008	.012	.020	.031	.043	.059
				Surépaisseur d'usinage	.004	.004	.004	.006	.008	.008
		Acier coulé								
				v_c pieds/min				591		
	P1.5.C.UT	Non allié	503	f_n pouces/tr	.008	.012	.020	.031	.043	.059
				Surépaisseur d'usinage	.004	.004	.004	.006	.008	.008
				v_c pieds/min				591		
	P2.6.C.UT	Faibl. allié (éléments d'alliage ≤ 5%)	674	f_n pouces/tr	.008	.012	.020	.031	.043	.059
				Surépaisseur d'usinage	.004	.004	.004	.006	.008	.008
		Acier fortement allié								
				v_c pieds/min				591		
	P3.0.Z.AN	Recuit	674	f_n pouces/tr	.008	.012	.020	.031	.043	.059
				Surépaisseur d'usinage	.004	.004	.004	.006	.008	.008
				v_c pieds/min				459		
	P3.0.Z.HT		1282	f_n pouces/tr	.008	.012	.020	.031	.043	.059
				Surépaisseur d'usinage	.004	.004	.004	.006	.008	.008
				v_c pieds/min				591		
	P3.1.Z.AN	Acier rapide recuit	839	f_n pouces/tr	.008	.012	.020	.031	.043	.059
				Surépaisseur d'usinage	.004	.004	.004	.006	.008	.008
				v_c pieds/min				459		
	P5.0.Z.HT		1114	f_n pouces/tr	.008	.012	.020	.031	.043	.059
				Surépaisseur d'usinage	.004	.004	.004	.006	.008	.008

Conditions de coupe pour CoroReamer™ 835

Valeurs métriques

CoroReamer™ 835 -PF					Ø mm					
ISO	MC No.	Matière	N/mm²	Données applications	< 5.00	5.00 - 6.20	6.20 - 8.00	8.00 - 12.00	12.00 - 16.00	16.00 - 20.00
K		**Fonte malléable**								
				v_c m/min				90		
	K1.1.C.NS	Ferritique Perlitique	428	f_n mm/tr	0.30	0.40	0.60	1.00	1.30	1.80
				Surépaisseur d'usinage	0.10	0.10	0.15	0.20	0.20	0.30
		Fontes grises								
				v_c m/min				110		
	K2.1.C.UT	Faible résist. à la traction	639	f_n mm/tr	0.30	0.40	0.60	1.00	1.30	1.80
				Surépaisseur d'usinage	0.10	0.10	0.15	0.20	0.20	0.30
				v_c m/min				150		
	K2.2.C.UT	Forte résistance à la traction	639	f_n mm/tr	0.30	0.40	0.60	1.00	1.30	1.80
				Surépaisseur d'usinage	0.10	0.10	0.15	0.20	0.20	0.30
				v_c m/min				90		
	K2.3.C.UT		708	f_n mm/tr	0.30	0.40	0.60	1.00	1.30	1.80
				Surépaisseur d'usinage	0.10	0.10	0.15	0.20	0.20	0.30
		Fontes nodulaires								
				v_c m/min				90		
	K3.1.C.UT	Ferritique	639	f_n mm/tr	0.30	0.40	0.60	1.00	1.30	1.80
				Surépaisseur d'usinage	0.10	0.10	0.15	0.20	0.20	0.30
				v_c m/min				90		
	K3.2.C.UT	Perlitique	991	f_n mm/tr	0.30	0.40	0.60	1.00	1.30	1.80
				Surépaisseur d'usinage	0.10	0.10	0.15	0.20	0.20	0.30
				v_c m/min				90		
	K3.3.C.UT	Perlitique	503	f_n mm/tr	0.30	0.40	0.60	1.00	1.30	1.80
				Surépaisseur d'usinage	0.10	0.10	0.15	0.20	0.20	0.30
				v_c m/min				90		
	K3.5.C.UT		591	f_n mm/tr	0.30	0.40	0.60	1.00	1.30	1.80
				Surépaisseur d'usinage	0.10	0.10	0.15	0.20	0.20	0.30

Valeurs en pouces

CoroReamer™ 835 -PF					Ø pouces					
ISO	MC No.	Matière	N/mm²	Données applications	< .197	.197 - .244	.244 - .315	.315 - .472	.472 - .630	.630 - .787
K		**Fonte malléable**								
				v_c pieds/min				295		
	K1.1.C.NS	Ferritique Perlitique	428	f_n pouces/tr	.012	.016	.024	.039	.051	.071
				Surépaisseur d'usinage	.004	.004	.006	.008	.008	.012
		Fontes grises								
				v_c pieds/min				361		
	K2.1.C.UT	Faible résist. à la traction	639	f_n pouces/tr	.012	.016	.024	.039	.051	.071
				Surépaisseur d'usinage	.004	.004	.006	.008	.008	.012
				v_c pieds/min				492		
	K2.2.C.UT	Forte résistance à la traction	639	f_n pouces/tr	.012	.016	.024	.039	.051	.071
				Surépaisseur d'usinage	.004	.004	.006	.008	.008	.012
				v_c pieds/min				295		
	K2.3.C.UT		708	f_n pouces/tr	.012	.016	.024	.039	.051	.071
				Surépaisseur d'usinage	.004	.004	.006	.008	.008	.012
		Fontes nodulaires								
				v_c pieds/min				295		
	K3.1.C.UT	Ferritique	639	f_n pouces/tr	.012	.016	.024	.039	.051	.071
				Surépaisseur d'usinage	.004	.004	.006	.008	.008	.012
				v_c pieds/min				295		
	K3.2.C.UT	Perlitique	991	f_n pouces/tr	.012	.016	.024	.039	.051	.071
				Surépaisseur d'usinage	.004	.004	.006	.008	.008	.012
				v_c pieds/min				295		
	K3.3.C.UT	Perlitique	503	f_n pouces/tr	.012	.016	.024	.039	.051	.071
				Surépaisseur d'usinage	.004	.004	.006	.008	.008	.012
				v_c pieds/min				295		
	K3.5.C.UT		591	f_n pouces/tr	.012	.016	.024	.039	.051	.071
				Surépaisseur d'usinage	.004	.004	.006	.008	.008	.012

Conditions de coupe pour CoroReamer™ 835

Valeurs métriques

CoroReamer™ 835 -MF					Ø mm					
ISO	MC No.	Matière	N/mm²	Données applications	< 5.00	5.00 - 6.20	6.20 - 8.00	8.00 - 12.00	12.00 - 16.00	16.00 - 20.00
P		**Acier non allié**								
				v_c m/min				30		
	P5.0.Z.PH		503	f_n mm/tr	0.10	0.15	0.30	0.40	0.50	0.60
				Surépaisseur d'usinage	0.05	0.10	0.10	0.10	0.20	0.20
M		**Aciers inoxydables**								
				v_c m/min				40		
	M1.0.Z.AQ	Austénitique	811	f_n mm/tr	0.10	0.15	0.30	0.40	0.50	0.60
				Surépaisseur d'usinage	0.05	0.10	0.10	0.10	0.20	0.20
				v_c m/min				40		
	M2.0.Z.AQ	Super austénitique	961	f_n mm/tr	0.10	0.15	0.30	0.40	0.50	0.60
				Surépaisseur d'usinage	0.05	0.10	0.10	0.10	0.20	0.20
				v_c m/min				30		
	M3.1.Z.AQ		674	f_n mm/tr	0.10	0.15	0.30	0.40	0.50	0.60
				Surépaisseur d'usinage	0.05	0.10	0.10	0.10	0.20	0.20
				v_c m/min				30		
	M3.2.Z.AQ	Duplex (austénitique-ferritique)	674	f_n mm/tr	0.10	0.15	0.30	0.40	0.50	0.60
				Surépaisseur d'usinage	0.05	0.10	0.10	0.10	0.20	0.20
				v_c m/min				40		
	M1.0.C.UT		674	f_n mm/tr	0.10	0.15	0.30	0.40	0.50	0.60
				Surépaisseur d'usinage	0.05	0.10	0.10	0.10	0.20	0.20
				v_c m/min				40		
	M2.0.C.AQ			f_n mm/tr	0.10	0.15	0.30	0.40	0.50	0.60
				Surépaisseur d'usinage	0.05	0.10	0.10	0.10	0.20	0.20
				v_c m/min				30		
	M3.1.C.AQ		1114	f_n mm/tr	0.20	0.30	0.50	0.80	1.10	1.50
				Surépaisseur d'usinage	0.10	0.10	0.10	0.15	0.20	0.20

Valeurs en pouces

CoroReamer™ 835 -MF					Ø mm					
ISO	MC No.	Matière	N/mm²	Données applications	< .197	.197 - .244	.244 - .315	.315 - .472	.472 - .630	.630 - .787
P		**Acier non allié**								
				v_c pieds/min				98		
	P5.0.Z.PH		503	f_n pouces/tr	.004	.006	.012	.016	.020	.024
				Surépaisseur d'usinage	.002	.004	.004	.004	.008	.008
M		**Aciers inoxydables**								
				v_c pieds/min				131		
	M1.0.Z.AQ	Austénitique	811	f_n pouces/tr	.004	.006	.012	.016	.020	.024
				Surépaisseur d'usinage	.002	.004	.004	.004	.008	.008
				v_c pieds/min				131		
	M2.0.Z.AQ	Super austénitique	961	f_n pouces/tr	.004	.006	.012	.016	.020	.024
				Surépaisseur d'usinage	.002	.004	.004	.004	.008	.008
				v_c pieds/min				98		
	M3.1.Z.AQ		674	f_n pouces/tr	.004	.006	.012	.016	.020	.024
				Surépaisseur d'usinage	.002	.004	.004	.004	.008	.008
				v_c pieds/min				98		
	M3.2.Z.AQ	Duplex (austénitique-ferritique)	674	f_n pouces/tr	.004	.006	.012	.016	.020	.024
				Surépaisseur d'usinage	.002	.004	.004	.004	.008	.008
				v_c pieds/min				131		
	M1.0.C.UT		674	f_n pouces/tr	.004	.006	.012	.016	.020	.024
				Surépaisseur d'usinage	.002	.004	.004	.004	.008	.008
				v_c pieds/min				131		
	M2.0.C.AQ			f_n pouces/tr	.004	.006	.012	.016	.020	.024
				Surépaisseur d'usinage	.002	.004	.004	.004	.008	.008
				v_c pieds/min				98		
	M3.1.C.AQ		1114	f_n pouces/tr	.008	.012	.020	.031	.043	.059
				Surépaisseur d'usinage	.004	.004	.004	.006	.008	.008

Généralités

Solutions sur mesure E2-E8

ISO 13399 E9

Formules générales E12

Ifind E13

Réaffûtage E14

Concept de Recyclage Coromant (CRC) E15

Information en matière de sécurité E16

Correspondances des matières E17

Codification
CoroMill® Plura E22
CoroMill® Plura filetage à la fraise E26
CoroTap™ E27

Informations sur l'adduction de liquide de coupe E28

Index alphanumérique E29

Fraises monobloc sur mesure

	CoroMill® Plura - Polyvalente			CoroMill® Plura - Optimisée	
	Ebauche lourde	**Semi-ébauche**	**Fraise à bout sphérique pour le profilage**	**Fraisage lourd**	**Dressage grande avance**
DC mm	2-25.4	2-25.4	2-25.4	2-25.4	4-25.4
ZEFP	2/3/4	3	2/3/4	4/5	4
FHA	30/35	45	0/20/30/40/45/50/60	38/42	37
Manche	HA/HB	HA/HB	HA/HB/ILO	HA/HB	HA/HB
RE	0.4xDC	0.4xDC	N/A	0.4xDC	0.4xDC
CHW	0.2xDC	0.2xDC	N/A	0.15xDC	0.15xDC
KCH	30-60	30-60	N/A	40-50	40-50
APMX	5xDC	5xDC	-	6xDC	5xDC
Nuance	H10F/1620/1630	H10F/1620/1630	H10F/1630/N20C	H10F/1720/1730/1740	1630/1720/1730/1740

	CoroMill® Plura - Optimisée				
	Dressage grande avance ISO S	**Fraisage multi opérations stable**	**Fraisage dur**	**Débit copeaux élevé**	**Ébauche avec brise-copeaux**
DC mm	4-38.1	2-32	2-20	2-25.4	5-32
ZEFP	4/5/6	3-8	2-8	2/3/4	3/8
FHA	42	30/50	0/20/30/40/45/50/55/60	25/30/45	20/30/40/45
Manche	HA/HB/ILO	HA/HB/ILO	HA/HB/ILO	HA/HB/RS	HA/HB/ILO
RE	0.4xDC	0.25XDC	0.495xDC	0.4xDC	0.495xDC
CHW	0.15xDC	0.2xDC	0.2xDC	0.2xDC	0.2xDC
KCH	40-50	20-60	20-60	15-60	20-60
APMX	4xDC	4xDC	5xDC	5xDC	5xDC
Nuance	1745/1710	H10F/1610/1620/1630/1640/1725	H10F/1610/1620/1630/1640	H10F/1630/N20C	H10F/1610/1620/1630/1640

FRE

Fraises monobloc sur mesure

C

	CoroMill® Plura - Optimisée		
	Finition	**Fraise à bout sphérique pour le profilage**	**Applications de détourage**
DC mm	2-32	2-25.4	4.0 - 12.7
ZEFP	2/10	2-4	En fonction de la géométrie
FHA	0/20/30/40/45/50/55/60	0/30/50/60	En fonction de la géométrie
Manche	HA/HB/ILO	HA/HB	SS
RE	0.495xDC	N/A	N/A
CHW	0.2xDC	N/A	N/A
KCH	20-60	N/A	N/A
APMX	5xDC	5xDC	5xDC
Nuance	H10F/1610/1620/1630/1640	H10F/1620/1630	H10F/O10M/O10A/O12M

Fraises monobloc sur mesure

B

C

	CoroMill® 316				
	Tête pour le fraisage lourd	**Tête de fraisage multiopérations stable**	**Tête pour le surfaçage grande avance**	**Tête pour les grands débits copeaux**	**Tête pour l'ébauche avec brise-copeaux**
					
DC mm	0,6xDC-DC	0,6xDC-DC	Nominal DC	0,6xDC-DC	0,6xDC-DC
ZEFP	4/5	3/4/5	3/4	3	4/5/6/8
FHA	38/42	50	50	45	40/45
Manche	EH	EH	EH	EH	EH
RE	0.4xDC	0.4xDC	0.4xDC	0.4xDC	0.4xDC
CHW	0.2xDC	0.2xDC	0.2xDC	0.2xDC	0.2xDC
KCH	40-50	40-50	40-50	40-50	40-50
APMX	0.55-1.2xDC	0.55-1-1.2-1.5XDC	0.55-1-1.2-1.5XDC	0.55-1-1.2-1.5XDC	0.55-1-1.2-1.5XDC
Nuance	H10F/1630	H10F/1030/1620/1730	H10F/1030/1620/1730	H10F/1030/1620/1730	H10F/1030/1620/1730

D

C

	CoroMill® 316			
	Tête pour la finition	**Tête pour le fraisage de chanfreins**	**Tête pour le profilage à la fraise**	**Dressage grande avance**
				
DC mm	0,6xDC-DC	Nominal DC	0,6xDC-DC	0,6xDC-DC
ZEFP	6/8/10/12	4/6/8	2/4	6
FHA	50	0	40	42
Manche	EH	EH	EH	EH
RE	0.4xDC	0.4xDC	N/A	0.4xDC
CHW	0.2xDC	0.2xDC	N/A	0.2xDC
KCH	40-50	40-50	N/A	40-50
APMX	0.55-1-1.2-1.5XDC	0.55-1-1.2-1.5XDC	0,55-1-1,2-1,5XDC	0.5-1.5xDC
Nuance	H10F/1030/1620/1730	H10F/1030/1620/1730	H10F/1030/1620/1730	1745

E

Forets carbure monobloc sur mesure

C

	CoroDrill® 860-PM	CoroDrill® 860-MM	CoroDrill® 860-NM	CoroDrill® 860-SM	CoroDrill® 861-GP	CoroDrill® 861 - GM	CoroDrill® 862-GM
Champ d'application	Solution optimisée pour les aciers	Solution optimisée pour les aciers inoxydables	Solution optimisée pour l'aluminium	Solution optimisée pour les superalliages réfractaires	Foret pilote	Forets multimatières pour trous profonds	Solution optimisée pour les petits diamètres
Champs d'applications ISO	P	M	N	S	P M K N	P M K N	P M K N S
Diamètre du foret	3.0 - 20.00	3.0 - 20.00	3.0 - 20.00	3.0 - 16.00	3.0 - 20.00	3.0 - 20.00	1.801 - 2.999
Profondeur de perçage	<8 x Ø	<8 x Ø	<8 x Ø	<8 x Ø	<5 x Ø	<30 x Ø	<12 x Ø
Options de tolérances	NON	OUI	OUI	OUI	NON	NON	OUI
Type de queue	HA, HE	HA, HE	HA, HE	HA, HE	HA	HA	HA
Arrosage	Intérieur & Extérieur	Intérieur	Intérieur & Extérieur	Intérieur & Extérieur	Intérieur	Intérieur	Intérieur
Type de foret	1, 2 & 3	1 & 2	1, 2 & 4	1, 2 & 3	1 & 2	1	1
Options de revêtements	NON	NON	OUI	NON	NON	NON	NON
Chanfrein d'angle	NON	NON	NON	NON	NON	NON	NON
Rayon de bec	NON	NON	NON	NON	NON	NON	NON
Options d'angles de pointe	NON	NON	NON	NON	NON	NON	NON
Listel	Simple	Simple	Simple	Simple	Simple	Décalage double	Simple
Choix d'arrondis d'arête	NON	NON	NON	NON	NON	NON	NON
Polissage des goujures	NON	NON	NON	NON	NON	Défaut	NON

Forets carbure monobloc sur mesure

CoroDrill® 860-GM	CoroDrill® 400	CoroDrill® 430	CoroDrill® 865	CoroDrill® 460-XM	Rock drill	CoroDrill® 452	CoroDrill® 863
Solution multi matières optimisée	Goujures droites pour ISO K	3 goujures pour ISO K	Trous de lubrification dans les vilebrequins ISO-K & ISO-P	Solution multi matières polyvalente	Optimized Solution ISO-H	Perceuses à main	Composites
P M K N S H	K	K	P K	P M K N S H	H	N S O	M N S O
3.0 - 20.00	3.0 - 25.00	3.0 - 25.00	3.0 - 10.00	3.0 - 25.00	7.0 - 20.00	2.0 - 12.7	4.0 - 11.2
<8 x Ø	<10 x Ø	<10 x Ø	<25 x Ø	<8 x Ø	<2 x Ø	<15 x Ø	<15 x Ø
OUI	OUI	OUI	NON	OUI	NON	NON	NON
HA, HE	HA & MQL	HA & MQL	HA MQL, MQL grande longueur	HA, HE, SS, RR, MQL	HA	SS	SS, HA, RR, RS, THA
Intérieur & Extérieur	Intérieur & Extérieur	Intérieur & Extérieur	Intérieur	Intérieur & Extérieur	Extérieur	Extérieur	Interne et externe
1, 2, 3, 4 & 5	1, 2, 3, 4, 5 & 6	1, 2, 4, 5 & 6	1	1, 2, 3, 4 & 5	1	1,4,6	1,4
NON	Défaut basé sur une nuance ISO K	Défaut basé sur une nuance ISO K	NON	TiAlNTop, TiAlN, TiN	NON	NON	1220, N20C
OUI	OUI	OUI	NON	OUI	OUI	NON	NON
OUI	OUI	OUI	NON	OUI	OUI	NON	NON
118° - 150°	90° - 180°	110° - 180°	NON	90° - 180°	127°	NON	NON
Simple	Double	Simple	Décalage double	Simple ou double	Simple	Simple ou double	Simple
NON	OUI	OUI	NON	NON	OUI	NON	NON
NON	OUI	OUI	Défaut	NON	OUI	NON	NON

Outils de taraudage sur mesure

C

	CoroTap™ 100	CoroTap™ 200	CoroTap™ 300	CoroTap™ 400
Conception des produits	K	P M N S	P M N S	P
Substrat	HSS-E-PM/Carbure monobloc	HSSE/HSS-E-PM	HSSE/HSS-E-PM	HSS-E-PM
Profil de filet	M,MF,UNC,UNF,UNJC,UNJF	M,MF,UNC,UNF,UN,UNEF,UNJC, UNJF,G	M,MF,UNC,UNF,UN,UNEF,UNJC, UNJF,G	M,MF,UNC,UNF,UN,UNEF,UNJC, UNJF,G
Taille de filet	M8-M16 1/4-5/8	M6-M16 1/4-5/8	M6-M16 1/4-5/8	M2-M16 4-40-5/8
BSG	DIN371,DIN376,DIN/ANSI	DIN371,DIN376,DIN/ ANSI,ISO,ANSI,JIS	DIN371,DIN376,DIN/ ANSI,ISO,ANSI,JIS	DIN2174,ISO,ANSI,DIN-ANSI,JIS
FHA			15,40,45	
Nombre de goujures	4/5	3/4	3/4	En fonction du diamètre du filet
Sens de coupe	Droite ou gauche	Droite ou gauche	Droite ou gauche	Droite ou gauche
THCHT	4H,6H,6G,4HX,6HX,2B,2BX,3B,3 BX	4H,6H,6G,4HX,6HX,6GX,7H,7G,7 GX,2B,2BX,3B,3BX	4H,6H,6G,4HX,6HX,6GX,7H,7G,7 GX	4H,4HX,6H,6HX,6G,6GX,7G,7GX, 7H,2B,2BX,3B,3BX
Sur- ou sous-dimensionné	+/- 0.1 mm	+/- 0.1 mm	+/- 0.1 mm	+/- 0.1 mm
Type de chanfrein	C,E,F	E,C,B,A	E,C,B,A	C,E,F,A,B
LF	En fonction de la conception du taraud	En fonction de la conception du taraud	En fonction de la conception du taraud	En fonction de la conception du taraud
THL	En fonction de la conception du taraud	En fonction de la conception du taraud	En fonction de la conception du taraud	En fonction de la conception du taraud
LU	En fonction de la conception du taraud	En fonction de la conception du taraud	En fonction de la conception du taraud	En fonction de la conception du taraud
Arrosage	Aucun, Axial, Radial	Aucun, Axial, Radial	Aucun, Axial, Radial	Aucun, Axial, Radial
Nuance	D210,D215,E210	Cooltop,TIN,TICN,	Cooltop,TIN,TICN,	F125,F150,F115
Caractéristiques supplémentaires	Défaut chanfrein arrière	Chanfrein arrière, filets interrompus	Chanfrein arrière, filets interrompus	

Alésoirs carbure monobloc sur mesure

C

	CoroReamer® 435	CoroReamer™ 835 -PF	CoroReamer™ 835
Champ d'application	Solutions polyvalentes	Solution optimisée pour ISO P	Solution optimisée pour M, N, H &Titane
Champs d'applications ISO	P N K	P	M N S H
Diamètre de foret, mm	2.80 - 20.20	2.80 - 20.20	3.701 - 20.20
Type de trou	Trous débouchants & Borgnes	Trous débouchants & Borgnes	Trous débouchants & Borgnes
Options de tolérances de trou	OUI	OUI	OUI
Arrosage	Intérieur	Intérieur	Intérieur
Options de revêtements	NON	NON	NON

Pour faciliter le travail, une nouvelle norme a été développée

ISO 13399 est une norme internationale qui simplifie l'échange de données sur les outils de coupe. Vous remarquerez une légère différence dans les nouveaux paramètres et les nouvelles descriptions des outils.

Pour la toute première fois, il existe une façon standardisée de décrire les outils de coupe et les données les concernant. Si tous les outils utilisés dans l'industrie partagent les mêmes paramètres et définitions, la communication des informations sur les outils devient très simple.

Qu'est-ce que cela implique pour vous ?

Cela signifie que vos systèmes et les nôtres peuvent échanger des données car ils parlent la même langue. Téléchargez les données produits depuis notre site Internet et utilisez-les directement dans votre système de CAO/FAO pour assembler les outils que vous utiliserez dans votre production. Il n'est plus nécessaire de rechercher les informations dans les catalogues et de les interpréter pour les adapter à un système ou un autre. Imaginez combien de temps cela va vous faire gagner !

Nom abrégé	Nom complet
ADJLN	Limite de réglage minimum
ADJLX	Limite de réglage maximum
ADJRG	Plage de réglage
ALP	Angle de dépouille axial
AN	Angle de dépouille principal
ANN	Angle de dépouille secondaire
APMX	Profondeur de coupe maximale
APMX_EFW	Profondeur de coupe maximale - avance en bout
APMX_FFW	Profondeur de coupe maximum - avance latérale
AZ	Profondeur de tréflage maximum
B	Taille de queue/Largeur de manche
BAWS	Angle du corps côté pièce
BAMS	Angle du corps côté machine
BBD	Conception équilibrée
BBR	Équilibrage par essai de rotation
BCH	Longueur du chanfrein d'angle
BD	Diamètre du corps
BHTA	Angle semi-conique du corps
BN	Largeur du biseau de la face de coupe
BS	Longueur d'arête de planage/d'arête Wiper
BSG	Norme
BSR	Rayon de l'arête wiper
CDX	Profondeur de coupe maximale
CEMR	Rayon principal de l'arête de coupe
CF	Chanfrein localisé
CHBA	Angle du corps du chanfrein
CHBL	Longueur de corps du chanfrein
CHW	Largeur du chanfrein de la pointe
CICT	Nombre d'éléments de coupe
$CICT_E$	Nombre d'éléments de coupe - position en bout
$CICT_P$	Nombre d'éléments de coupe - position périphérique
$CICT_S$	Nombre d'éléments de coupe - position latérale
$CICT_T$	Nombre d'éléments de coupe - total
CND	Diamètre de l'orifice d'adduction de liquide de coupe
CNSC	Code du type d'orifice d'adduction de liquide de coupe
CNT	Taille du filetage de l'orifice d'adduction de liquide de coupe
COATING	Revêtement
CP	Pression d'arrosage maxi.
CRKS	Taille du filetage du dispositif de verrouillage
CRNT	Taille du filetage de l'orifice d'adduction de liquide de coupe radial
CTPT	Type d'opération
CUTDIA	Diamètre de tronçonnage maximal de la pièce
CW	Largeur de coupe
CWN	Largeur de coupe minimum
CWTOLL	Tolérance inférieure sur la largeur de coupe
CWTOLU	Tolérance supérieure sur la largeur de coupe
CWX	Largeur de coupe maximale
CXSC	Code de type de sortie de liquide de coupe
CZC	Code de taille de raccord
CZC_{MS}	Code de taille de raccord côté machine
CZC_{WS}	Code de taille de raccord côté pièce
D1	Diamètre de trou de fixation
DAH	Diamètre de trou d'accès
DAXIN	Diamètre intérieur minimal de gorge axiale

DAXN	Diamètre extérieur minimal de gorge axiale
DAXX	Diamètre extérieur maximal de gorge axiale
DBC	Diamètre du cercle de boulons
DC	Diamètre de coupe
DCB	Diamètre d'alésage du raccord
DCBN	Diamètre d'alésage minimal du raccord
DCBX	Diamètre d'alésage maximal du raccord
DCF	Diamètre de coupe face frontale
DCIN	Diamètre de coupe intérieur
DCN	Diamètre de coupe minimum
DCON	Diamètre de raccord
$DCON_{MS}$	Diamètre du raccord côté machine
$DCON_{WS}$	Diamètre du raccord côté pièce
DCPS	Taille puce de données
$DCSF_{MS}$	Diamètre de la surface de contact côté machine
$DCSF_{WS}$	Diamètre de la surface de contact côté pièce
DCX	Diamètre de coupe maximal
DHUB	Diamètre moyeu
DIX	Interférence avec le changement d'outil automatique
DMIN	Diamètre d'alésage minimal
DMM	Diamètre de queue
DN	Diamètre du collet
DRVCT	Nombre d'entraînements
DSGN	Version
EPSR	Angle inclus dans la plaquette
FHA	Angle d'hélice de goujure
FLGT	Épaisseur de bride
FTDZ	Pour taille de diamètre de filet
H	Hauteur de queue/de manche
HA	Hauteur théorique du filetage
HB	Différence de hauteur du filetage
HBH	Hauteur de décalage du bas de la tête
HC	Hauteur de filetage effective
HF	Hauteur fonctionnelle
HRY	Point le plus bas par rapport au plan de référence
HTB	Hauteur du corps
HTH	Hauteur
IC	Diamètre du cercle inscrit
INSL	Longueur de plaquette
INSUC	Code d'usage de la plaquette
IZC	Code de taille de plaquette
KAPR	Angle d'arête de coupe de l'outil
KAPR_EFW	Angle de l'arête de coupe de l'outil - avance en bout
KCH	Chanfrein d'angle
KRINS	Angle principal de l'arête de coupe
KWW	Largeur de rainure de clavette
L	Longueur d'arête de coupe
LAMS	Angle d'inclinaison
LB	Longueur de corps
LCF	Longueur de goujure
LCOX	Longueur de tronçonnage maximale
LE	Longueur effective d'arête de coupe
LF	Longueur fonctionnelle
LFN	Longueur fonctionnelle minimum
LH	Longueur de la tête
LPR	Longueur en saillie
LS	Longueur de queue/manche
LSC	Longueur de serrage
LSCN	Longueur de serrage minimale
LSCS	Distance jusqu'au début du serrage
LSCX	Longueur de serrage maximale
LSD	Longueur de queue/manche
LU	Longueur utile (maximum recommandé)
LU_BFW	Longueur utile - surfaçage en tirant
LUX	Longueur utile maximum
MHD	Distance du trou de montage
MIID	Identification de la plaquette modèle
$MIID_E$	Identification plaquette maître - position en bout
$MIID_S$	Identification plaquette principale - position latérale
$MIID_C$	Identification plaquette principale - position centrale
$MIID_P$	Identification plaquette principale - position périphérique
$MIID_I$	Identification plaquette principale - position intermédiaire
MMCC	Code du couple préréglé
MMCX	Couple de coupe maxi.
NOF	Nombre de goujures
NT	Nombre de dents
OAH	Hauteur totale
OAL	Longueur totale
OAW	Largeur totale

FRE

OH	Porte-à-faux recommandé
OHN	Porte-à-faux minimal
OHX	Porte-à-faux maximal
ORDCODE	Référence de commande
PCL	Longueur cylindrique périphérique
PDX	Distance de profil ex
PDY	Distance de profil ey
PHD	Diamètre d'alésage pré-usiné
PHDX	Diamètre d'alésage pré-usiné maximal
PL	Longueur de pointe
PNA	Angle inclus du profil
PRFRAD	Rayon du profil
PRSPC	Spécification du profil
PSIR	Angle d'attaque de l'outil
PSIRL	Angle principal de l'arête de coupe à gauche
PSIRR	Angle principal de l'arête de coupe à droite
PSW	Largeur de rainure préusinée
RADH	Hauteur corps radial
RADW	Largeur corps radial
RAR	Angle de dégagement à droite
RE	Rayon de bec
REL	Rayon de bec à gauche
RER	Rayon de bec à droite
RETOLL	Tolérance inférieure sur le rayon d'angle
RETOLU	Tolérance supérieure sur le rayon d'angle
RGL	Longueur de réaffûtage
RMPX	Angle de ramping maximum
RPMX	Vitesse de rotation maximale
S	Epaisseur plaquette
SDL	Longueur du diamètre de lamage
SIG	Angle de pointe
SPTL	Ligne de séparation
SSC	Code des dimensions du logement de plaquette
SSC_E	Code de taille de logement de plaquette - position en bout
SSC_P	Code de taille de logement de plaquette - position périphérique
SSC_S	Code de taille de logement de plaquette - position périphérique
STA	Angle de lamage inclus
SUBSTRATE	Substrat
TCDC	Classe de tolérance du diamètre de coupe
TCDCON	Tolérance diamètre raccord
TCDMM	Tolérance du diamètre de queue
TCHA	Tolérance de trou pouvant être obtenue
TCHAL	Tolérance de trou inférieure pouvant être obtenue
TCHAU	Tolérance de trou supérieure pouvant être obtenue
TCT	Classe de tolérance de l'outil
TCTR	Classe de tolérance du filet
TD	Diamètre du filet
TDZ	Taille du diamètre du filet
TFLA	Longueur de flottement du taraud à l'avant
TFLB	Longueur de flottement du taraud à l'arrière
TG	Gradient de cône
THBTP	Propriété dépouille latérale filet
THCA	Angle de correction de l'hélice du filet
THCHT	Type de chanfrein de filetage
THFT	Type de forme de filet
THFTS	Profil de filet série standard
THL	Longueur du filet
THUB	Épaisseur du moyeu
TP	Pas du filetage
TPI	Filets par pouce
TPIN	Filets par pouce, minimum
TPIX	Filets par pouce, maximum
TPN	Pas de filetage minimal
TPT	Type de profil de filet
TPX	Pas maximum de filetage
TRMAX	Plage de taraudage max.
TQ	Couple
TSYC	Code du type d'outil
TTP	Type de filet
ULDR	Rapport longueur utile diamètre
VCX	Vitesse de coupe maximale
W1	Largeur de plaquette
WB	Largeur du corps
WF	Largeur fonctionnelle
WFCIRP	Distance jusqu'au point de référence de l'élément de coupe
WSC	Largeur de serrage
WT	Poids de l'élément
ZEFF	Nombre d'arêtes de coupe effectives en bout
ZEFP	Nombre d'arêtes de coupe périphériques effectives (ZEFP)
ZWX	Nombre maximum de plaquettes de planage/plaquettes Wiper

Tableau de conversion

Métrique vers impérial

Distance
1 mètre = 39.370 pouces
1 mètre = 3.281 pieds
1 millimètre = 0.039 pouces

Poids
1 kilogramme = 2.205 livres
1 kilogramme = 35.274 onces

Couple
1 Newton mètre (Nm) = 0.738 pied livre-force (ft-lbf)

1 Newton mètre (Nm) = 8.851 pouce livre-force (in-lbf)

Impérial vers métrique

Distance
1 pouce = 25.4 millimètres
1 pied = 0.3 mètres
1 pied = 304.8 millimètres

Poids
1 livre = 0.45 kilogrammes
1 once = 28.35 grammes

Couple
1 pied livre-force (ft-lbf) = 1.4 Newton mètre (Nm)

1 pouce livre-force (ft-lbf) = 0.1 Newton mètre (Nm)

Formules et définitions :

	Cotes métriques	**Impérial**
v_c = vitesse de coupe	m/min (mètre/minute)	ft/min (pied/minute)
n = vitesse de broche	tr/min (tours par minute)	
v_f = avance de table	mm/min	pouces/min
z_n = nombre total d'arêtes de coupe.		
z_c = nombre d'arêtes de coupe effectives		
f_z = avance par dent	mm/z	pouces/z
f_n = avance par tour	mm/tr	pouces/tr
h_{ex} = épaisseur maximum	mm	pouce
a_p = profondeur de coupe	mm	pouce
l_a = largeur plaquette	mm	pouce
a_e = largeur de coupe	mm	pouce
a_e/D_c % = Immersion radiale	%	%
T = Temps de coupe	min.	min.
Q = Débit copeaux	cm^3/min	$pouces^3$/min
nap = nombre de passes		
TPI = filets par pouce		
k_c = force de coupe spécifique	N/mm^2	$livres/pouces^2$
R_a = Rugosité de surface	µm	µin

Taille de logement

iC = cercle inscrit en pouces

△ = longueur d'arête de coupe en mm

Ifind

Nos meilleurs outils pratiques rassemblés pour vous faciliter la vie

En ligne, en déplacement ou à l'atelier. Où que vous soyez, vous pouvez accéder aux outils dont vous avez besoin grâce à l'appli Ifind.

L'appli Ifind vous aide à trouver vos outils, des solutions et des informations pour vos activités. Vous pouvez consulter les recommandations sur l'outillage, effectuer des achats, suivre vos commandes et même vous former. De quoi avez-vous besoin aujourd'hui ?

Tout ce que l'on peut trouver avec Ifind est disponible sur tous les appareils.

Available on the App Store

ANDROID APP ON Google play

Réaffûtage

Nous offrons plus qu'un service d'affûtage conventionnel. Nous garantissons la restauration des performances d'origine afin de réduire le coût par application.

Notre offre

B

100%

Fiabilité
Nos spécialistes sont là pour vous aider et vous faire profiter de leur savoir-faire.

x3

Performances identiques à l'outil neuf
La qualité d'origine des outils est garantie – jusqu'à trois fois

50%

Gains
Le réaffûtage peut vous faire gagner jusqu'à 50% sur le coût des outils.

Produits concernés

C

Perçage

Fraisage

Alésage

Selon indication du symbole du réaffûtage dans les pages familles et produits.

Informations complémentaires

D

Boîte de réaffûtage
Il y a deux tailles de boîtes
- Petite (300 x 200 x 138mm)
  Réf. 6949557
- Moyenne (400 x 300 x 138mm)
  Réf. 6949558

Tous les types d'outils Sandvik Coromant peuvent être expédiés dans la même boîte.

Service de reconditionnement
- Les outils sont d'abord examinés pour savoir s'ils peuvent être réaffûtés. Ceux qui ne le peuvent pas sont renvoyés au client
- Chaque réaffûtage subit par les outils est indiqué par un marquage laser sur la queue
- Les outils sont retournés au client dans leur emballage d'origine

En quoi consiste le réaffûtage ?
- Remise en état complète de la géométrie
- La longueur des forets est réduite
- Le diamètre et la longueur des fraises en bout sont réduits
  - Diamètre minimum environ 0.9xDc
- La tolérance du diamètre des alésoirs est maintenue

E

Contactez votre représentant Sandvik Coromant habituel pour connaître les prix.

Protégez l'environnement

Adoptez sans tarder le Concept de Recyclage Coromant (CRC)

Le Concept de Recyclage Coromant (CRC) est un service complet de récupération des plaquettes carbure usagées (y inclus les plaquettes à embouts CBN et PCD) et outils en carbure monobloc, proposé par Sandvik Coromant à tous ses clients. Face à la consommation croissante de matières premières non renouvelables, une gestion économique des ressources épuisables s'impose à tous les fabricants.
Sandvik Coromant propose donc de collecter les plaquettes et outils en carbure et de les recycler de manière écologique.
Toutes les plaquettes en métal dur sont récoltées dans des boîtes de collecte au niveau de chaque poste de travail.
Une fois pleines, ces boîtes sont vidées dans une boîte de transport qui est envoyée au siège de Sandvik Coromant ou à votre distributeur Coromant qui pourra vous fournir toute information complémentaire.

Avantages du service CRC :

- Organisation à l'échelle mondiale.
- Accessibilité aux clients directs comme aux clients des distributeurs.
- Système simple de boîtes de collecte et de transport.
- Diminution des déchets, donc des nuisances pour l'environnement.
- Meilleure utilisation des ressources.
- Acceptation des plaquettes carbure d'autres fabricants.

Commandez des boîtes de collecte pour chaque tour, fraiseuse, perceuse ou centre d'usinage. Nous vous conseillons de prévoir une boîte pour les plaquettes et une boîte à part pour les outils carbure monobloc pour chaque poste d'usinage.

	Références de commande
Boîte de collecte :	91617
Boîte de transport pour outils carbure monobloc (en bois) :	92994
Boîte de transport pour plaquettes (en bois) :	92995

Information en matière de sécurité

Informations de sécurité relatives au meulage du carbure

Composition

Porte-plaquettes
Les porte-plaquettes contiennent principalement du fer (FE) et des éléments d'alliage tels que le chrome, le nickel, le manganèse, le molybdène et le silicium.
Plaquettes indexables / outils de coupe / outils cylindriques
Les produits en carbure cémenté contiennent principalement du carbure de tungsgène et du cobalt. Ils peuvent aussi contenir des carbures et carbonitrures des éléments suivants : titane, tantale, niobium, chrome, molybdène et vanadium.

Voies d'exposition

Le meulage ou le chauffage d'une ébauche ou d'un produit en carbure produit des poussières ou des fumées dangereuses qui risquent d'être inhalées, ingérées, ou d'entrer en contact avec la peau ou les yeux.

Toxicité aiguë

La poussière est toxique par inhalation. L'inhalation peut provoquer l'irritation et l'inflammation des voies aériennes. Une augmentation significative de la toxicité aiguë a été signalée en cas d'inhalation simultanée de cobalt et de carbure de tungstène plutôt que de cobalt seul.
Le contact avec la peau peut provoquer des irritations et des rougeurs. Les personnes sensibilisées peuvent développer une réaction allergique.

Toxicité chronique

L'inhalation répétée d'aérosols contenant du cobalt peut entraîner une obstruction des voies aériennes. L'inhalation prolongée de concentrations élevées peut provoquer une fibrose pulmonaire ou un cancer du poumon. Des études épidémiologiques montrent que les travailleurs exposés par le passé à des concentrations élevées de carbure de tungstène et de cobalt présentent un risque accru de développer un cancer du poumon.
Le cobalt et le nickel sont de puissants allergènes. Leur contact répété ou prolongé peut entraîner une irritation de la peau et une sensibilisation.

Risques encourus

Toxique: risque d'effets graves pour la santé en cas d'exposition prolongée par inhalation
Toxique par inhalation
L'effet cancérigène n'est pas entièrement prouvé.
Peut entraîner une sensibilisation par inhalation et par contact avec la peau

Mesures préventives

Eviter la formation et l'inhalation de poussière. Utiliser une ventilation locale par aspiration pour limiter l'exposition personnelle à un niveau inférieur aux limites légales.
A défaut d'une ventilation adéquate, utiliser un équipement respiratoire agréé.
Porter des lunettes de protection intégrales ou à coques latérales lorsque c'est nécessaire.
Eviter tout contact répété avec la peau. Porter des gants. Se laver la peau soigneusement après toute manipulation.
Porter des vêtements de protection appropriés. Laver les vêtements dès que nécessaire.
Ne pas manger, boire ou fumer dans la zone de travail. Se laver soigneusement les mains et la peau avant de manger, boire ou fumer.

FRE

Correspondances des matières

ISO	MC	CMC	Pays									
			Europe	Allemagne	Grande-Bretagne		Suède	Etats-Unis	France	Italie	Espagne	Japon
			Standard									
			DIN EN	W.-nr.	BS	EN	SS	AISI/SAE/ASTM	AFNOR	UNI	UNE	JIS
P	**Acier non allié**											
Aciers	P1.1.Z.AN	01.1	S235JR G2	1.0038	4360 40 C	-	1311	A570.36	E 24-2 Ne	-	-	STKM 12A;C
	P1.1.Z.AN	01.1	S235J2 G3	1.0116	4360 40 B	-	1312	A573-81 65	E 24-U	Fe37-3	-	-
	P1.1.Z.AN	01.1	C15	1.0401	080M15	-	1350	1015	CC12	C15C16	F.111	-
	P1.1.Z.AN	01.1	C22	1.0402	050A20	2C/2D	1450	1020	CC20	C20C21	F.112	-
	P1.1.Z.AN	01.1	C15E	1.1141	080M15	32C	1370	1015	XC12	C16	C15K	S15C
	P1.1.Z.AN	01.1	C25E	1.1158	-	-	-	1025	-	-	-	S25C
	P1.1.Z.AN	01.1	S380N	1.8900	4360 55 E	-	2145	A572-60	-	FeE390KG	-	-
	P1.1.Z.AN	01.1	17MnV7	1.0870	4360 55 E	-	2142	A572-60	NFA 35-501 E 36	-	-	-
	P1.1.Z.AN	02.1	55Si7	1.0904	250A53	45	2085	9255	55S7	55Si8	56Si7	-
	P1.1.Z.AN	02.2	-	-	-	-	2090	9255	55S7	-	-	-
	P1.2.Z.AN	01.2	C35	1.0501	060A35	-	1550	1035	CC35	C35	F.113	-
	P1.2.Z.AN	01.2	C45	1.0503	080M46	-	1650	1045	CC45	C45	F.114	-
	P1.2.Z.AN	01.2	40Mn4	1.1157	150M36	15	-	1039	35M5	-	-	-
	P1.2.Z.AN	01.2	36MN5	1.1167	-	-	2120	1335	40M5	-	36Mn5	SMn438(H)
	P1.2.Z.AN	01.2	28Mn6	1.1170	150M28	14A	-	1330	20M5	C28Mn	-	SCMn1
	P1.2.Z.AN	01.2	C35G	1.1183	060A35	-	1572	1035	XC38TS	C36	-	S35C
	P1.2.Z.AN	01.2	C45E	1.1191	080M46	-	1672	1045	XC42	C45	C45K	S45C
	P1.2.Z.AN	01.2	C53G	1.1213	060A52	-	1674	1050	XC48TS	C53	-	S50C
	P1.2.Z.AN	01.3	C55	1.0535	070M55	-	1655	1055	-	C55	-	-
	P1.2.Z.AN	01.3	C55E	1.1203	070M55	-	-	1055	XC55	C50	C55K	S55C
	P1.2.Z.AN	02.1	S275J2G3	1.0144	4360 43C	-	1412	A573-81	E 28-3	-	-	SM 400A;B;C
	P1.2.Z.AN	02.1	S355J2G3+C2	1.0570	4360 50B	-	2132	-	E36-3	Fe52BFN/Fe52CFN	-	SM490A;B;C;YA;YB
	P1.2.Z.AN	02.1	S355J2G3	1.0841	150 M 19	-	2172	5120	20 MC 5	Fe52	F-431	-
	P1.3.Z.AN	01.3	C60E	1.0601	080A62	43D	-	1060	CC55	C60	-	-
	P1.3.Z.AN	01.3	C60E	1.1221	080A62	43D	1678	1060	XC60	C60	-	S58C
	P1.3.Z.AN	01.4	C101E	1.1274	060 A 96	-	1870	1095	XC 100	-	F-5117	-
	P1.3.Z.AN	01.4	C101u	1.1545	BW 1A	-	1880	W 1	Y105	C36KU	F-5118	SK 3
	P1.3.Z.AN	01.4	C105W1	-	BW2	-	2900	W210	Y120	C120KU	F.515	SUP4
	P1.3.Z.AN	02.1	S340 MGC	1.0961	-	-	-	9262	60SC7	60SiCr8	60SiCr8	-
	P1.4.Z.AN	01.1	11SMn30	1.0715	230M07	-	1912	1213	S250	CF9SMn28	11SMn28	SUM22
	P1.4.Z.AN	01.1	11SMnPb30	1.0718	-	-	1914	12L13	S250Pb	CF9SMnPb28	11SMnPb28	SUM22L
	P1.4.Z.AN	01.1	10SPb20	1.0722	-	-	-	-	10PbF2	CF10SPb20	10SPb20	-
	P1.4.Z.AN	01.1	11SMn37	1.0736	240M07	1B	-	1215	S 300	CF9SMn36	12SMn35	-
	P1.4.Z.AN	01.1	11SMnPb37	1.0737	-	-	1926	12L14	S300Pb	CF9SMnPb36	12SMnP35	-
	P1.4.Z.AN	01.2	35S20	1.0726	212M36	8M	1957	1140	35MF4	-	F210G	-
	P1.5.C.UT	01.1	GC16E	1.1142	030A04	1A	1325	1115	-	-	-	-
	Acier faiblement allié											
	P2.1.Z.AN	02.1	16Mo3	1.5415	1501-240	-	2912	A204Gr.A	15D3	16Mo3KW	16Mo3	-
	P2.1.Z.AN	02.1	14Ni6	1.5622	-	-	-	A350LF5	16N6	14Ni6	15Ni6	-
	P2.1.Z.AN	02.1	21NiCrMo2	1.6523	805M20	362	2506	8620	20NCD2	20NiCrMo2	20NiCrMo2	SNCM220(H)
	P2.1.Z.AN	02.1	17CrNiMo6	1.6587	820A16	-	-	-	18NCD6	-	14NiCrMo13	-
	P2.1.Z.AN	02.1	15Cr3	1.7015	523M15	-	-	5015	12C3	-	-	SCr415(H)
	P2.1.Z.AN	02.1	55Cr3	1.7176	527A60	48	-	5155	55C3	-	-	SUP9(A)
	P2.1.Z.AN	02.1	15CrMo5	1.7262	-	-	2216	-	12CD4	-	12CrMo4	SCM415(H)
	P2.1.Z.AN	02.1	13CrMo4-5	1.7335	1501-620Gr27	-	-	A182 F11;F12	15CD3.5 15CD4.5	14CrMo4 5	14CrMo45	-
	P2.1.Z.AN	02.1	10CrMo9 10	1.7380	1501-622 Gr.31;45	-	2218	A182 F.22	12CD9, 10	12CrMo9, 10	TU.H	-
	P2.1.Z.AN	02.1	14MoV6 3	1.7715	1503-660-440	-	-	-	-	-	13MoCrV6	-
	P2.1.Z.AN	02.1	50CoMo4	1.7228	823M30	33	2512	-	-	653M31	-	-
	P2.1.Z.AN	02.2	14NiCr10	1.5732	-	-	-	3415	14NC11	16NiCr11	15NiCr11	SNC415(H)
	P2.1.Z.AN	02.2	14NiCr14	1.5752	655M13; A12	36A	-	3415;3310	12NC15	-	-	SNC815(H)
	P2.1.Z.AN	02.1/02.2	16MnCr5	1.7131	(527M20)	-	2511	5115	16MC5	16MnCr5	16MnCr5	-
	P2.1.Z.AN	02.1/02.2	34CrMo4	1.7220	708A37	19B	2234	4137;4135	35CD4	35CrMo4	34CrMo4	SCM432;SCCRM3
	P2.1.Z.AN	02.1/02.2	41CrMo4	1.7223	708M40	19A	2244	4140;4142	42CD4TS	41CrMo4	42CrMo4	SCM 440
	P2.1.Z.AN	02.1/02.2	42CrMo4	1.7225	708M40	19A	2244	4140	42CD4	42CrMo4	42CrMo4	SCM440(H)
	P2.1.Z.AN	03.11	14NiCrMo134	1.6657	832M13	36C	-	-	-	15NiCrMo13	14NiCrMo131	-
	P2.2.Z.AN	02.1	31CrMo12	1.8515	722 M 24	-	2240	-	30 CD 12	30CrMo12	F-1712	-
	P2.2.Z.AN	02.1	39CrMoV13 9	1.8523	897M39	40C	-	-	-	36CrMoV12	-	-
	P2.2.Z.AN	02.1	41CrS4	1.7039	524A14	-	2092	L1	-	105WCR 5	-	-
	P2.2.Z.AN	02.1	50NiCr13	1.2721	-	-	2550	L6	55NCV6	-	F-528	-
	P2.2.Z.AN	03.11	45WCrV7	1.2542	BS1	-	2710	S1	-	45WCrV8KU	45WCrSi8	-
	P2.2.Z.AN/P2.5.Z.HT	02.1/02.2	36CrNiMo4	1.6511	816M40	110	-	9840	40NCD3	38NiCrMo4(KB)	35NiCrMo4	-
	P2.2.Z.AN/P2.5.Z.HT	02.1/02.2	34CrNiMo6	1.6582	817M40	24	2541	4340	35NCD6	35NiCrMo6(KB)	-	-
	P2.2.Z.AN/P2.5.Z.HT	02.1/02.2	34Cr4	1.7033	530A32	18B	-	5132	32C4	34Cr4(KB)	35Cr4	SCr430(H)
	P2.2.Z.AN/P2.5.Z.HT	02.1/02.2	41Cr4	1.7035	530A40	18	-	5140	42C4	41Cr4	42Cr4	SCr440(H)
	P2.2.Z.AN/P2.5.Z.HT	02.1/02.2	32CrMo12	1.7361	722M24	40B	2240	-	30CD12	32CrMo12	F.124.A	-
	P2.2.Z.AN/P2.5.Z.HT	02.1/02.2	51CrV4	1.8159	735A50	47	2230	6150	50CV4	50CrV4	51CrV4	SUP10
	P2.2.Z.AN/P2.5.Z.HT	02.1/02.2	41CrAlMo7	1.8509	905M39	41B	2940	-	40CAD6, 12	41CrAlMo7	41CrAlMo7	-
	P2.3.Z.AN	02.1	100Cr6	1.3505	534A99	31	2258	52100	100C6	100Cr6	F.131	SUJ2

Correspondances des matières

ISO	MC	CMC	Pays Europe	Allemagne	Grande-Bretagne		Suède	Etats-Unis	France	Italie	Espagne	Japon
			Standard DIN EN	W.-nr.	BS	EN	SS	AISI/SAE/ASTM	AFNOR	UNI	UNE	JIS
P	P2.3.Z.AN/H1.2.Z.HA	02.1/02.2	105WCr6	1.2419	-	-	2140	-	105WC13	10WCr6	105WCr5	SKS31
	P2.3.Z.AN/H1.2.Z.HA	-	-	-	-	-	-	-	-	107WCr5KU	-	SKS2, SKS3
	P2.3.Z.AN/H1.2.Z.HA	02.1/02.2	-	1.2714	-	-	-	L6	55NCDV7	-	F.520.S	SKT4
	P2.3.Z.AN/H1.3.Z.HA	02.1/02.2	100Cr6	1.2067	BL3	-	-	L3	Y100C6	-	100Cr6	-
	P2.4.Z.AN	02.1	16MnCr5	1.7139	-	-	2127	-	-	-	-	-
	P2.5.Z.HT	02.1	16Mo5	1.5423	1503-245-420	-	-	4520	-	16Mo5	16Mo5	-
	P2.5.Z.HT	02.1	40NiCrMo8-4	1.6562	311-Type 7	-	-	8740	-	40NiCrMo2(KB)	40NiCrMo2	SNCM240
	P2.5.Z.HT	02.1	42Cr4	1.7045	-	-	2245	5140	-	-	42Cr4	SCr440
	P2.5.Z.HT	02.1	31NiCrMo14	1.5755	830 M 31	-	2534	-	-	-	F-1270	-
	P2.5.Z.HT	02.2	36NiCr6	1.5710	640A35	111A	-	3135	35NC6	-	-	SNC236
	P2.6.C.UT	02.1	22Mo4	1.5419	605A32	-	2108	8620	-	-	F520.S	-
	P2.6.C.UT	02.1/02.2	25CrMo4	1.7218	1717CDS110	-	2225	4130	25CD4	25CrMo4(KB)	AM26CrMo4	SCM420;SCM430
	P2.6.C.UT	06.2	-	-	-	-	2223	-	-	-	-	-
	Acier fortement allié											
	P3.0.Z.AN	03.11	X210Cr12	1.2080	BD3	-	-	D3	Z200C12	X210Cr13KU X250Cr12KU	X210Cr12	SKD1
	P3.0.Z.AN	03.11	X43Cr13	1.2083	-	-	2314	-	-	-	-	-
	P3.0.Z.AN	03.11	X40CrMoV5 1	1.2344	BH13	-	2242	H13	Z40CDV5	X35CrMoV05KU X40CrMoV511KU	X40CrMoV5	SKD61
	P3.0.Z.AN	03.11	X100CrMoV5 1	1.2363	BA2	-	2260	A2	Z100CDV5	X100CrMoV51KU	X100CrMoV5	SKD12
	P3.0.Z.AN	03.11	X210CrW12	1.2436	-	-	2312	-	-	X215CrW12 1KU	X210CrW12	SKD2
	P3.0.Z.AN	03.11	X30WCrV9 3	1.2581	BH21	-	-	H21	Z30WCV9	X28W09KU X30WCrV9 3KU	X30WCrV9	SKD5
	P3.0.Z.AN	03.11	X165CrMoV 12	1.2601	-	-	2310	-	-	X165CrMoW12KU	X160CrMoV12	-
	P3.0.Z.AN	03.21	X155CrMoV12-1	1.2379	-	-	2736	HNV3	-	-	-	-
	P3.0.Z.HT	03.11	X8Ni9	1.5662	1501-509;510	-	-	ASTM A353	-	X10Ni9	XBNi09	-
	P3.0.Z.HT	03.11	12Ni19	1.5680	-	-	-	2515	Z18N5	-	-	-
	P3.1.Z.AN	03.11	S6-5-2	1.3343	4959BA2	-	2715	D3	Z40CSD10	15NiCrMo13	-	SUH3
	P3.1.Z.AN	03.13	-	-	BM 2	-	2722	M 2	Z85WDCV	HS 6-5-2-2	F-5603.	SKH 51
	P3.1.Z.AN	03.13	HS 6-5-2-5	1.3243	BM 35	-	2723	M 35	6-5-2-5	HS 6-5-2-5	F-5613	SKH 55
	P3.1.Z.AN	03.13	HS 2-9-2	1.3348	-	-	2782	M 7	-	HS 2-9-2	F-5607	-
	P3.2.C.AQ	06.33	G-X120Mn12	1.3401	Z120M12	-	2183	L3	Z120M12	XG120Mn12	X120Mn12	SCMnH/1
	Aciers inoxydables ferritiques/martensitiques											
Aciers	P5.0.Z.AN	05.11/15.11	X10CrAL13	1.4724	403S17	-	-	405	Z10C13	X10CrAl12	F.311	SUS405
	P5.0.Z.AN	05.11/15.11	X10CrAL18	1.4742	430S15	60	-	430	Z10CAS18	X8Cr17	F.3113	SUS430
	P5.0.Z.AN	05.11/15.11	X10CrAL2-4	1.4762	-	-	2322	446	Z10CAS24	X16Cr26	-	SUH446
	P5.0.Z.AN	05.11/15.11	X1CrMoTi18-2	1.4521	-	-	2326	S44400	-	-	-	-
	P5.0.Z.AN/P5.0.Z.HT	05.11/15.11	X6Cr13	1.4000	403S17	-	2301	403	Z6C13	X6Cr13	F.3110	SUS403
	P5.0.Z.AN/P5.0.Z.HT	-	X7Cr14	1.4001	-	-	-	-	-	-	F.8401	-
	P5.0.Z.AN/P5.0.Z.HT	05.11/15.11	X10Cr13	1.4006	410S21	56A	2302	410	Z10C14	X12Cr13	F.3401	SUS410
	P5.0.Z.AN/P5.0.Z.HT	05.11/15.11	X6Cr17	1.4016	430S15	960	2320	430	Z8C17	X8Cr17	F3113	SUS430
	P5.0.Z.AN/P5.0.Z.HT	05.11/15.11	X6CrAL13	1.4002	405S17	-	-	405	Z8CA12	X6CrAl13	-	-
	P5.0.Z.AN/P5.0.Z.HT	05.11/15.11	X20Cr13	1.4021	420S37	-	2303	420	Z20C13	X20Cr13	-	-
	P5.0.Z.AN/P5.0.Z.HT	05.11/15.11	X6CrMo17-1	1.4113	434S17	-	2325	434	Z8CD17.01	X8CrMo17	-	SUS434
	P5.0.Z.HT	03.11	X45CrS9-3-1	1.4718	401S45	52	-	HW3	Z45CS9	X45GrSi8	F322	SUH1
	P5.0.Z.HT	05.11/15.11	X85CrMoV18-2	1.4748	443S65	59	-	HNV6	Z80CSN20.02	X80CrSiNi20	F.320B	SUH4
	P5.0.Z.HT	05.11/15.11	X20CrMoV12-1	1.4922	-	-	2317	-	-	X20CrMoNi 12 01	-	-
	P5.0.Z.PH	05.11/15.11	X12CrS13	1.4005	416 S 21	-	2380	416	Z11CF13	X12 CrS 13	F-3411	SUS 416
	P5.0.Z.PH	05.11/15.11	X46Cr13	1.4034	420S45	56D	2304	-	Z40CM	X40Cr14	F.3405	SUS420J2
	P5.0.Z.PH	05.11/15.11	X19CrNi17-2	1.4057	431S29	57	2321	431	Z15CNi6.02	X16CrNi16	F.3427	SUS431
	P5.0.Z.PH	05.12/15.12	X5CrNiCuNb16-4	1.4542 1.4548	-	-	-	630	Z7CNU17-04	-	-	-
	P5.0.Z.PH	15.21	X4 CrNiMo16-5	1.4418	-	-	2387	-	Z6CND16-04-01	-	-	-
	P5.1.Z.AN/P5.0.Z.HT	05.11/15.11	X14CrMoS17	1.4104	-	-	2383	430F	Z10CF17	X10CrS17	F.3117	SUS430F

			Noms commerciaux
	P2.1.Z.AN	02.1	OVAKO 520M (Ovako Steel)
	P2.2.Z.AN	02.1	1.0045 FORMAX (Uddeholm Tooling)
	P2.2.Z.AN	02.1	IMACRO NIT (Imatra Steel)
	P2.5.Z.HT	02.2	INEXA 482 (XM) (Inexa Profile)
	P1.2.Z.AN		S355J2G3(XM)
	P1.2.Z.AN		C45(XM)
	P1.2.Z.AN		16MnCrS5(XM)
	P2.5.Z.HT		INEXA280(XM)
	P2.5.Z.HT	02.2	070M20(XM)
	P2.5.Z.HT	02.2	HARDOX 500 (SSAB – Swedish Steel Corp.)
	P2.5.Z.HT		WELDOX 700 (SSAB – Swedish Steel Corp.)

FRE

Correspondances des matières

ISO	MC	CMC	Pays Europe	Allemagne	Grande-Bretagne		Suède	Etats-Unis	France	Italie	Espagne	Japon
			Standard DIN EN	W.-nr.	BS	EN	SS	AISI/SAE/ASTM	AFNOR	UNI	UNE	JIS
M	**Aciers inoxydables austénitiques**											
Aciers inoxydables	M1.0.Z.AQ	05.11/15.11	X3CrNiMo13-4	1.4313	425C11	-	2385	CA6-NM	Z4CND13.4M Z38C13M	(G)X6CrNi304	-	SCS5
	M1.0.Z.AQ/M1.0.C.UT	05.11/15.11	X53CrMnNiN21-9	1.4871	349S54	-	-	EV8	Z52CMN21.09	X53CrMnNiN21 9	-	SUH35, SUH36
	M1.0.Z.AQ/M1.0.C.UT	05.21/15.21	X2CrNiN18-10	1.4311	304S62	-	2371	304LN	Z2CN18.10	-	-	SUS304LN
	M1.0.Z.AQ/M1.0.C.UT	05.21/15.21	X2CrNiMoN17-13-3	1.4429	-	-	2375	316LN	Z2CND17.13	-	-	SUS316LN
	M1.0.Z.AQ/M1.0.C.UT	05.21/15.21	X2CrNiMo17-12-2	1.4404	316S13	-	2348	316L	Z2CND17-12	X2CrNiMo1712	-	-
	M1.0.Z.AQ/M1.0.C.UT	05.21/15.21	X2CrNiMo18-14-3	1.4435	316S13	-	2353	316L	Z2CND17.12	X2CrNiMo17 12	-	SCS16, SUS316L
	M1.0.Z.AQ/M1.0.C.UT	05.21/15.21	X3CrNiMo17-3-3	1.4436	316S33	-	2343, 2347	316	Z6CND18-12-03	X8CrNiMo1713	-	-
	M1.0.Z.AQ/M1.0.C.UT	05.21/15.21	X2CrNiMo18-15-4	1.4438	317S12	-	2367	317L	Z2CND19.15	X2CrNiMo18 16	-	SUS317L
	M1.0.Z.AQ/M1.0.C.UT	05.21/15.21	X6CrNiNb18-10	1.4550	347S17	58F	2338	347	Z6CNNb18.10	X6CrNiNb18 11	F.3552 F.3524	SUS347
	M1.0.Z.AQ/M1.0.C.UT	05.21/15.21	X6CrNiMoTi17-12-2	1.4571	320S17	58J	2350	316Ti	Z6NDT17.12	X6CrNiMoTi17 12	F.3535	-
	M1.0.Z.AQ/M1.0.C.UT	05.21/15.21	X10CrNiMoNb 18-12	1.4583	-	-	-	318	Z6CNDNb17 13B	X6CrNiMoNb17 13	-	-
	M1.0.Z.AQ/M1.0.C.UT	05.21/15.21	X15CrNiSi20-12	1.4828	309S24	-	-	309	Z15CNS20.12	-	-	SUH309
	M1.0.Z.AQ/M1.0.C.UT	05.21/15.21	X2CrNiMoN17-11-2	1.4406	301S21	58C	2370	308	Z1NCDU25.20	-	F.8414	SCS17
	M1.0.Z.AQ	05.21/15.21	X1CrNiMoCuN20-18-7	1.4547	-	-	2378	S31254	Z1CNDU20-18-06AZ	-	-	-
	M1.0.Z.AQ/M1.0.C.UT	05.21/15.21	X9CrNi18-8	1.4310	-	-	2331	301	Z12CN17.07	X12CrNi17 07	F.3517	SUS301
	M1.0.Z.PH	05.22/15.22	X7CrNiAL17-7	1.4568 1.4504	316S111	-	-	17-7PH	Z8CNA17-07	X2CrNiMo1712	-	-
	M1.0.Z.AQ/M1.0.C.UT	05.21/15.21	X2CrNi19-11	1.4306	304S11 304S12	-	2352	304L	Z2CN18-10	X2CrNi18 11	-	-
	M1.1.Z.AQ	05.21/15.21	-	-	304S31	58E	2332, 2333	304	Z6CN18.09	X5CrNi18 10	F.3504 F.3541	SUS304
	M1.1.Z.AQ	05.21/15.21	X5CrNi18-10	1.4301	304S15	58E	2332	304	Z6CN18.09	X5CrNi18 10	F.3551	SUS304
	M1.1.Z.AQ	05.21/15.21	X5CrNiMo17-2-2	1.4401	316S16	58J	2347	316	Z6CND17.11	X5CrNiMo17 12	F.3543	SUS316
	M1.1.Z.AQ	05.21/15.21	X6CrNiTi18-10	1.4541	321S12	58B	2337	321	Z6CNT18.10	X6CrNiTi18 11	F.3553 F.3523	SUS321
	M1.2.Z.AQ	05.21/15.21	X8CrNiS18-9	1.4305	303S21	58M	2346	303	Z10CNF 18.09	X10CrNiS 18.09	F.3508	SUS303
	Acier inoxydable super austénitique (Ni>20%)											
	M2.0.C.AQ	20.11	G-X40NiCrSi36-18	1.4865	330C11	-	-	-	-	XG50NiCr39 19	-	SCH15
	M2.0.Z.AQ	05.21/15.21	X1NiCrMoCu25-20-5	1.4539	-	-	2562	UNS V 0890A	Z2 NCDU25-20	-	-	-
	M2.0.Z.AQ	05.21/15.21	X8CrNi25-21	1.4845	310S24	-	2361	310S	Z12CN25 20	X6CrNi25 20	F.331	SUH310
	M2.0.Z.AQ	20.11	X12NiCrSi36 16	1.4864	-	-	-	330	Z12NCS35.16	F-3313	-	SUH330
	M2.0.Z.AQ	05.23/15.23	X1NiCrMoCu31-27-4	1.4563	-	-	2584	NO8028	Z1NCDU31-27-03	-	-	-
	Aciers inoxydables duplex (austénitiques/ferritiques)											
	M3.1.Z.AQ/M3.1.C.AQ	05.51/15.51	X2CrNiN23-4	1.4362	-	-	2376	S31500	-	-	-	-
	M3.1.Z.AQ/M3.1.C.AQ	05.51/15.51	X8CrNiMo27-5	-	-	-	2324	S32900	-	-	-	-
	M3.2.Z.AQ/M3.2.C.AQ	05.52/15.52	X2CrNiN23-4	-	-	-	2327	S32304	Z2CN23-04AZ	-	-	-
	M3.2.Z.AQ/M3.2.C.AQ	05.52/15.52	-	-	-	-	2328	-	-	-	-	-
	M3.2.Z.AQ/M3.2.C.AQ	05.52/15.52	X2CrNiMoN22-53	-	-	-	2377	S31803	Z2CND22-05-03	-	-	-

			Noms commerciaux	
M1.1.Z.AQ	05.21/15.21		SANMAC 304 (Sandvik Steel)	
M1.1.Z.AQ	05.21/15.21	1.0045	SANMAC 304L (Sandvik Steel)	
M1.1.Z.AQ	05.21/15.21		SANMAC 316 (Sandvik Steel)	
M1.1.Z.AQ	05.21/15.21		SANMAC 316L (Sandvik Steel)	
M1.0.Z.AQ	05.23/15.23		254 SMO	
M2.0.Z.AQ	05.23/15.23		654 SMO	
M3.2.Z.AQ	05.52/15.52		SANMAC SAF 2205 (Sandvik Steel)	
M3.2.Z.AQ	05.52/15.52		SANMAC SAF 2507 (Sandvik Steel)	

Correspondances des matières

ISO	MC	CMC	Pays Europe	Allemagne	Grande-Bretagne		Suède	Etats-Unis	France	Italie	Espagne	Japon
			Standard DIN EN	W.-nr.	BS	EN	SS	AISI/SAE/ASTM	AFNOR	UNI	UNE	JIS
K	**Fonte malléable**											
	K1.1.C.NS	07.1	-	-	8 290/6	-	0814	-	MN 32-8	-	-	FCMB310
	K1.1.C.NS	07.1	EN-GJMB350-10	0.8135	B 340/12	-	0815	32510	MN 35-10	-	-	FCMW330
	K1.1.C.NS	07.2	EN-GJMB450-6	0.8145	P 440/7	-	0852	40010	Mn 450	GMN 45	-	FCMW370
	K1.1.C.NS	07.2	EN-GJMB550-4	0.8155	P 510/4	-	0854	50005	MP 50-5	GMN 55	-	FCMP490
					P 570/3		0858	70003	MP 60-3			FCMP540
	K1.1.C.NS	07.2	EN-GJMB650-2	0.8165	P570/3	-	0856	A220-70003	Mn 650-3	GMN 65	-	FCMP590
	K1.1.C.NS	07.3	EN-GJMB700-2	0.8170	P690/2	-	0862	A220-80002	Mn700-2	GMN 70	-	FCMP690
	Fontes grises											
	K2.1.C.UT	08.1	-	-	-	-	0100	-	-	-	-	-
	K2.1.C.UT	08.1	EN-GJL-100	0.6010	-	-	0110	No 20 B	Ft 10 D	-	-	FC100
	K2.1.C.UT	08.1	EN-GJL-150	0.6015	Grade 150	-	0115	No 25 B	Ft 15 D	G 15	FG 15	FC150
	K2.1.C.UT	08.1	EN-GJL-200	0.6020	Grade 220	-	0120	No 30 B	Ft 20 D	G 20	-	FC200
	K2.1.C.UT	08.2	EN-GJL-250	0.6025	Grade 260	-	0125	No 35 B	Ft 25 D	G 25	FG 25	FC250
	K2.1.C.UT	08.2	EN-JLZ	0.6040	Grade 400	-	0140	No 55 B	Ft 40 D	-	-	-
	K2.2.C.UT	08.2	EN-GJL-300	0.6030	Grade 300	-	0130	No 45 B	Ft 30 D	G 30	FG 30	FC300
	K2.2.C.UT	08.2	EN-GJL-350	0.6035	Grade 350	-	0135	No 50 B	Ft 35 D	G 35	FG 35	FC350
	K2.3.C.UT	08.3	GGL-NiCr20-2	0.6660	L-NiCuCr202	-	0523	A436 Type 2	L-NC 202	-	-	-
	Fontes nodulaires											
Fontes	K3.1.C.UT	09.1	EN-GJS-400-15	0.7040	SNG 420/12	-	0717-02	60-40-18	FCS 400-12	GS 370-17	FGE 38-17	FCD400
	K3.1.C.UT	09.1	EN-GJS-400-18-LT	0.7043	SNG 370/17	-	0717-12	-	FGS 370-17	-	-	-
	K3.1.C.UT	09.1	EN-GJS-350-22-LT	0.7033	-	-	0717-15	-	-	-	-	-
	K3.1.C.UT	09.1	EN-GJS-800-7	0.7050	SNG 500/7	-	0727	80-55-06	FGS 500-7	GS 500	FGE 50-7	FCD500
	K3.2.C.UT	09.2	EN-GJS-600-3	0.7060	SNG 600/3	-	0732-03	-	FGS 600-3	-	-	FCD600
	K3.3.C.UT	09.2	EN-GJS-700-2	0.7070	SNG 700/2	-	0737-01	100-70-03	FGS 700-2	GS 700-2	FGS 70-2	FCD700
	K3.5.C.UT	-	EN-GJSA-XNiCr20-2	0.7660	Grade S6	-	0776	A43D2	S-NC 202	-	-	-
	Fontes CGI (vermiculaires)											
	K4.1.C.UT	-	EN-GJV-300									
	K4.1.C.UT	-	EN-GJV-350									
	K4.2.C.UT	-	EN-GJV-400									
	K4.2.C.UT	-	EN-GJV-450									
	K4.2.C.UT	-	EN-GJV-500									
	Fontes ADI (bainitiques)											
	K5.1.C.NS	-	EN-GJS-800-8	-	-	-	-	ASTM A897 No. 1	-	-	-	-
	K5.1.C.NS	-	EN-GJS-1000-5	-	-	-	-	ASTM A897 No. 2	-	-	-	-
	K5.2.C.NS	-	EN-GJS-1200-2	-	-		-	ASTM A897 No. 3	-	-	-	-
	K5.2.C.NS	-	EN-GJS-1400-1	-	-	-	-	ASTM A897 No. 4	-	-	-	-
	K5.3.C.NS	-	-	-	-	-	-	ASTM A897 No. 5	-	-	-	-

FRE

Correspondances des matières

ISO	MC	CMC	Pays Europe	Allemagne	Grande-Bretagne		Suède	Etats-Unis	France	Italie	Espagne	Japon
			Standard DIN EN	W.-nr.	BS	EN	SS	AISI/SAE/ASTM	AFNOR	UNI	UNE	JIS
N Métaux non-ferreux	**Alliages à base aluminium**											
	N1.3.C.AG	30.21	G-AlSi9MGWA	3.2373	-	-	4251	SC64D	A-S7G	-	-	C4BS
	N1.3.C.UT	30.21	G-ALMG5	-	LM5	-	4252	GD-AlSi12	A-SU12	-	-	AC4A
	N1.3.C.UT/N1.3.C.AG	30.21/30.22	-	-	LM25	-	4244	356.1	-	-	-	A5052
	N1.3.C.UT	-	GD-AlSi12	-	-	-	4247	A413.0	-	-	-	A6061
	N1.3.C.AG	-	GD-AlSi8Cu3	-	LM24	-	4250	A380.1	-	-	-	A7075
	N1.3.C.UT	-	G-AlSi12(Cu)	-	LM20	-	4260	A413.1	-	-	-	ADC12
	N1.3.C.UT	-	G-AlSi12	-	LM6	-	4261	A413.2	-	-	-	-
	N1.3.C.AG	-	G-AlSi10Mg(Cu)	-	LM9	-	4253	A360.2	-	-	-	-
S Superalliages réfractaires	**Alliages à base nickel**											
	S2.0.Z.AG	20.22	S-NiCr13A16MoNb	LW2 4670	mar-46	-	-	5391	NC12AD	-	-	-
	S2.0.C.UT	20.24	NiCo15Cr10MoAlTi	LW2 4674	-	-	-	AMS 5397	-	-	-	-
	S2.0.Z.AG	20.22	NiFe35Cr14MoTi	LW2.4662	-	-	-	5660	ZSNCDT42	-	-	-
	S2.0.Z.AG	20.22	NiCr19Fe19NbMo	LW2.4668	HR8	-	-	5383	NC19eNB	-	-	-
	S2.0.Z.AG	20.22	NiCr20TiAk	2.4631	Hr401.601	-	-	-	NC20TA	-	-	-
	S2.0.Z.AG	20.22	NiCr19Co11MoTi	2.4973	-	-	-	AMS 5399	NC19KDT	-	-	-
	S2.0.Z.AG	20.22	NiCr19Fe19NbMo	LW2.4668	-	-	-	AMS 5544	NC20K14	-	-	-
	S2.0.Z.AN	20.21	-	2.4603	-	-	-	5390A	NC22FeD	-	-	-
	S2.0.Z.AN	20.21	NiCr22Mo9Nb	2.4856	-	-	-	5666	NC22FeDNB	-	-	-
	S2.0.Z.AN	20.21	NiCr20Ti	2.4630	HR5.203-4	-	-	-	NC20T	-	-	-
	S2.0.Z.AG	20.22	NiCu30AL3Ti	2.4375	3072-76	-	-	4676	-	-	-	-
	Alliages à base de cobalt											
	-	-	CoCr20W15Ni	-	-	-	-	5537C, AMS	KC20WN	-	-	-
	S3.0.Z.AG	20.32	CoCr22W14Ni	LW2.4964	-	-	-	5772	KC22WN	-	-	-
	Alliages de titane											
	S4.2.Z.AN	23.22	TiAl5Sn2.5	3.7115.1	TA14/17	-	-	UNS R54520	T-A5E UNS R56400	-	-	-
	S4.2.Z.AN	23.22	TiAl6V4	3.7165.1	TA10-13/TA28	-	-	UNS R56401	T-A6V	-	-	-
	S4.3.Z.AN	23.22	TiAl5V5Mo5Cr3	-	-	-	-	-	-	-	-	-
	S4.2.Z.AN	23.22	TiAl4Mo4Sn4Si0.5	3.7185	-	-	-	-	-	-	-	-
			Noms commerciaux									
			Alliages à base fer									
	S2.0.Z.UT/S2.0.Z.AN	20.11	Incoloy 800									
			Alliages à base nickel									
	S2.0.Z.AN	20.2	Haynes 600									
	S2.0.Z.AN	20.2	Nimocast PD16									
	S2.0.Z.AG	20.2	Nimonic PE 13									
	S2.0.Z.AG	20.2	Rene 95									
	S2.0.Z.AN	20.21	Hastelloy C									
	S2.0.Z.AN	20.21	Incoloy 825									
	S2.0.Z.AN	20.21	Inconel 600									
	S2.0.Z.AN	20.21	Monel 400									
	S2.0.Z.AG	20.22	Inconel 700									
	S2.0.Z.AG	S2.0.Z.AG	Inconel 718									
	S2.0.Z.AG	20.22	Mar – M 432									
	S2.0.Z.AG	20.22	Nimonic 901									
	S2.0.Z.AG	20.22	Waspaloy									
	S2.0.C.NS	20.24	Jessop G 64									
			Alliages à base de cobalt									
	S3.0.Z.AG	20.3	Air Resist 213									
	S3.0.Z.AG	20.3	Jetalloy 209									
H Métaux trempés	**Métaux trempés**											
	H1.2.Z.HA	04.1	X100CrMo13	1.4108	-	-	2258 08	440A	-	-	-	C4BS
	H1.3.Z.HA	04.1	X110CrMoV15	1.4111	-	-	2534 05	610	-	-	-	AC4A
	H1.2.Z.HA	04.1	X65CrMo14	-	-	-	2541 06	0-2	-	-	-	AC4A

Codification des fraises CoroMill® Plura

R	A	21	5	.	3	A	-	100	30	–	A	C	22	H
1	2	3	4		5	6	7	8	9	10	11	12	13	14

1 Sens de rotation

R Version à droite
L A gauche

2 Système de mesure

A Version en pouces

3 Type d'outil

21 Fraise carbure

4 Fonction de perçage

5 Sans dent perçante
6 Perçage

6 Nombre de dents

1-9 1 à 9 dents
A-Z 10 à 32 dents

7 **Arrosage**

C = Adduction interne de liquide de coupe
- = Adduction externe de liquide de coupe

8 Diamètre de coupe

Outils à cotes en pouces
Diamètre de coupe DC de 1/64 pouce.

Exemple: 10 = 5/32 pouce

Outils à cotes métriques
Diamètre de coupe DC sur 1/10 mm.

Exemple: 100 = 10,0 mm

9 Angle d'hélice

Degré de l'hélice arrondi aux 5 degrés les plus proches

12 Longueur de queue

S Queue courte
C Grande longueur de queue
K Longueur de queue > "C"
L Longueur de queue >"K"
X Longueur de queue > "L"
E LF et LU courtes
I LF moyenne, LU moyenne
J LF moyenne, LU longue
O LF longue, LU moyenne
P LF longue, LU longue

13 Profondeur de coupe maxi., APMX

Outils à cotes en pouces
Longueur de coupe en 1/16 pouce
Si DC < 1/8 en 1/64 pouce
Exemple: 09 = 9/16 pouce pour DC 3/16 pouce

Outils à cotes métriques
Longueur de coupe en mm
Si D_c ou D_{c2} < 3mm sur 1/10 mm
Exemple:
07 = 7 mm pour DC 6 mm
70 = 7 mm pour DC 2.5 mm

FRE

Codification des fraises CoroMill® Plura

5 Conception de base de la fraise

0 Fraise à chanfreiner concave

1 Droite avec/sans chanfrein de bec, tolérance serrée à DC

2 Forme carrée avec rayon en bout

3 Forme carrée avec ou sans chanfrein de bec

4 Fraise de forme à rayon complet (bout sphérique - 6 dents maximum)

5 Forme conique à rayon complet (bout sphérique- 6 dents maximum)

6 Fraise de forme sphérique à rayon complet (bout sphérique)

7 Forme droite conique

8 Fraise à chanfreiner à 45°

9 Fraise à chanfreiner à 30°

H Fraise en bout haute avance

T Fraise à rainurer pour tournage/fraisage

10 Rayon de bec / conique

Rayon de bec				**Conique**	
Outils à cotes métriques		Outils à cotes en pouces		Outils à cotes métriques	
– Aucun rayon		– Aucun rayon		- Pas de rayon/angle	
A	<0.5 mm	A	1/64 pouce	M	0.5°
B	0.5 mm	B	1/32 pouce	N	1°
C	1.0 mm	C	3/64 pouce	O	1.5°
D	1.5 mm	D	1/16 pouce	P	2°
E	2.0 mm	E	5/64 pouce	Q	2.5°
F	2.5 mm	F	3/32 pouce	R	3°
etc.		etc.		S	3.5°
				T	4°
				etc.	

11 Type de queue

A Cylindrique

B Weldon

C Queue cylindrique surdimensionnée

E-J Cylindrique avec épaulement (longueur de l'épaulement/DC, mm)

E = 0.1 - 1.9 H = 6.0 - 7.9

F = 2.0 - 3.9 I = 8.0 - 9.9

G = 4.0 - 5.9 J = 10 - 11.9

Y = Cylindrique avec iLock

14 Type de géométrie

	Arête de coupe	**TW % de DC**	**Angle de coupe** γ°
K	à géométrie Kordell	50-60	9°-12°
B	Brise-copeaux	60	4°-7°
U	à géométrie Kordell	<50	9°-12°
A	Droit	<45	12°-15°
P	Droit	45-55	9°-12°
N	Droit	56-65	9°-12°
L	Droit	66-75	4°-12°
G	Droit	50-75	-3°-3°
H	Droit	>75	<-3°
C	Compression router		

TW = Diamètre d'ame

Codification des fraises CoroMill® Plura

2	S	3	4	0	–	1200	–	200	–	M	A	1640
1	2	3	4	5		6		7	8	9	10	11

1 Série

1: Polyvalent
2: Optimisation

2 Géométrie d'outil

S: Droite avec rayon d'angle, coupe au centre

F: Droite avec rayon d'angle, sans coupe au centre

P: Droite, coupe au centre

N: Rectiligne sans coupe au centre

B: À bout sphérique

C: Outils à chanfreiner

H: Fraise haute avance

U: Rayon de chanfrein

T: Tournage-fraisage

3 Angle d'hélice de goujure

0: 0°<FHA≤15°
1: 15°<FHA≤25°
2: 25°<FHA≤35°
3: 35°<FHA≤45°
4: 45°<FHA≤55°
5: 55°<FHA≤65°

4 Longueur de coupe moyenne du type d'outil (APMX/DC)

0: 0-0.5 x DC
1: 0.6-1.0 x DC
2: 1.1-1.5 x DC
3: 1.6-2.0 x DC
4: 2.1-2.5 x DC
5: 2.6-3.0 x DC
6: 3.1-3.5 x DC
7: 3.6-4.0 x DC
8: 4.1-5.0 x DC
9: > 5.0 x DC

5 Chiffre permettant de différencier les codes des types d'outils

6 Diamètre de coupe (DC) en 1/100.

Par ex. : 1200 = 12.00 mm

7 Rayon d'angle, chanfrein ou rayon de chanfrein en 1/100.

Ex. Rayon d'angle 200 = 2 mm.
Ex. Chanfrein 045 = 45°

8 Arrosage

- Usinage à sec
C: Orifice d'arrosage radial
A: Orifice d'arrosage axial

9 Matière ISO primaire

P: ISO P
K: ISO K
M: ISO M
S: ISO S
H: ISO H
N: ISO N
O: ISO O
X: Multi

10 Manche

A: Cylindrique
B: Weldon
C: Queue cylindrique surdimensionnée
D: Weldon avec épaulement
G: Détalonné

11 Nuance

FRE

Codification des têtes de fraises amovibles CoroMill® 316

A	316	–	12	S	M	4	50	C	120	05	P
1	2		3	4	5	6	7	8	9	10	11

1 Système de mesure
A = Version en pouces

2 Nom de famille
Ex.: 316 = CoroMill® 316

3 Taille de l'interface
Taille d'accouplement EH Ex.: 12 = E12

4 Conception de base
S = Droite = 90° F = Rectiligne sans coupe au centre B = À bout sphérique C = Outils à chanfreiner H = Fraise haute avance U = Rayon de chanfrein

5 Longueur de la tête
M = Semi-finition

6 Nombre d'arêtes de coupe
Ex.: ZEFP = 4

7 Angle d'hélice
Angle d'hélice

8 Arrosage
- Usinage à sec C Orifice d'arrosage radial A Orifice d'arrosage axial

9 Diamètre de coupe
Outils à cotes métriques Ex.: 120 = 12.0 mm Outils à cotes en pouces Ex.: 050 = 0.5 inch

10 Rayon de bec
Outils à cotes métriques Ex.: 05 = RE 0.5 mm Outils à cotes en pouces Ex.: 04 = RE 0.4 mm (.015")

11 Géométrie

Géométrie	Angle de coupe	Diamètre du noyau	
P	9-12°	50%	
L	4-12°	70%	
G	-3-3°	70%	
K	9-12°	60%	à géométrie Kordell
A	12-15°		
D	-10°-0°		

Codification des fraises à fileter CoroMill® Plura

R	21	7	.	1	5	C	100	300	A	K	30	N
1	2	3		4	5	6	7	8	9	10	11	12

1 Sens de rotation

R Version à droite

2 Type d'outil

21 Fraise carbure

3 Fonction

7 Fraisage de filets

4 Type de filet

1= Filets métriques/métriques à pas fin et filets intérieurs MJ
2= Filet extérieur métrique/métrique fin
3= Filet intérieur UNC/UNF
4= Filet extérieur UNC/UNF
5= Filet intérieur NPT
6= Filet extérieur NPT
7= Filet intérieur NPTF
8= Filet extérieur NPTF
9= Filet intérieur G
0= Filet extérieur G

5 Nombre de dents

1-9 1 à 9 dents

6 Liquide de coupe

C Arrosage intérieur
- Pas d'adduction interne de réfrigérant

7 Diamètre de l'outil

Diamètre de coupe en 1/10 mm

8 Pas

Pas en 1/100 mm

9 Type de queue

A Queue cylindrique
B Queue Weldon
C Queue cylindrique avec chanfrein

10 Longueur de queue

S Queue courte
C Grande longueur de queue
K Longueur de queue > "C"
L Longueur de queue >"K"
X Longueur de queue > "L"

11 Profondeur de coupe maxi., APMX

Longueur de coupe en mm(Si DC ou DCX < 3 mm en 1/10 mm)

12 Type de géométrie

N Hélice 10°, angle d'attaque 9-12° filetage intérieur
H Hélice 30°, angle d'attaque < 0° filetage intérieur
P Hélice à 15° angle de coupe 9 à 10°
S Hélice à 15° angle de coupe 4 à 5°

FRE

Codification des tarauds

T200	–	S	D	100	D	A	–	M3
1		2	3	4	5	6		7

1 Famille produit

2 Matière ISO

P = Aciers
M = Aciers inoxydables
K = Fontes
S = Superalliages?réfractaires
H = Matières trempées
N = Non ferreux
X = Multimatières

3 Niveau de matière

E = Facile
M = Semi-finition
D = Défavorables

4 Nombre

1 0 0

Chiffre différent pour :
manche renforcé ou droit
différents chanfrein, outil, arrosage, etc.

5 Normes

D = DIN
A = ANSI & DIN/ANSI
J = JIS
I = ISO

6 Profil de filet

A = M
B = MF
C = MJ
D = UN
E = UNC
F = UNF
G = UNEF
H = UNJC
I = UNJF
J = UNS
K = G
L = NPT
M = NPTF
N = NPSF
O = NPSM
P = EGM
Q = EGMF
R = EGUNC
S = EGUNF
T = PG
U = R
V = Rc
X = Rp
Y = BA
Z = EGUNJF

7 Dimension

Pas seulement si nécessaire, par ex. MF.

M3
M10x125 (pour la taille du pas, les décimales ne sont pas indiquées)

CNSC

Code du type d'orifice d'adduction de liquide de coupe

Code	Description	Image
0	Sans arrosage	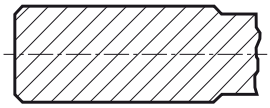
1	Entrée concentrique axiale	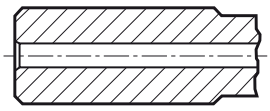
2	Entrée radiale	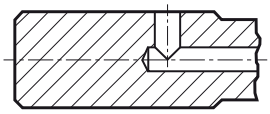
3	Entrée concentrique axiale et radiale	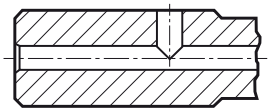
4	Entrée concentrique axiale sur le cercle	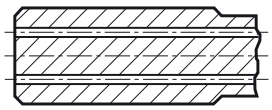
5	Entrée radiale avant l'adaptateur	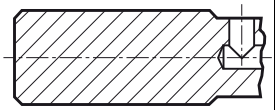
6	Décentrée par dessus la collerette	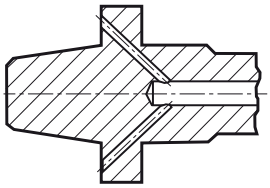
7	Décentrée par dessus la collerette et axiale	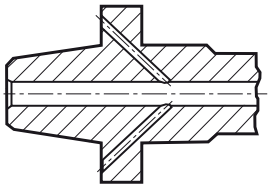
8	Décentrée par dessus les rainures du manche	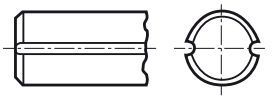

CXSC

Code de type de sortie de liquide de coupe

Code	Description	Image
0	Pas de sortie de liquide de coupe	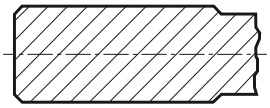
1	Sortie axiale concentrique	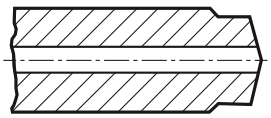
2	Sortie radiale	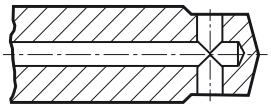
3	Sortie axiale inclinée	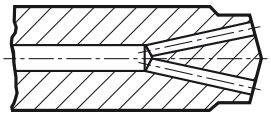
4	Axiale concentrique sur le cercle	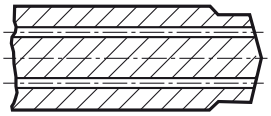
5	Sortie axiale inclinée avec buse, réglable	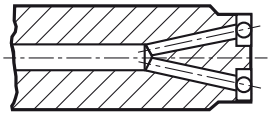
6	Sortie décentrée avec buse, réglable	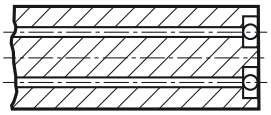
7	Décentrée par dessus les rainures du manche	
8	Axiale ou décentrée avec buse, réglable	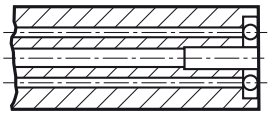

Code	Page
1B230-XA	A32
1B231-XA	A33
1B232-XA	A33
1B240-XA	A34
1C050-XA	A36
1C050-XB	A36
1P220-XA	A12
1P220-XB	A13
1P221-XA	A14
1P221-XB	A15
1P222-XA	A16
1P222-XB	A16
1P230-XA	A17-A18
1P230-XB	A17
1P231-XA	A19
1P231-XB	A20
1P240-XA	A21
1P240-XB	A21
1P250-XA	A22
1P250-XB	A22
1P251-XA	A23
1P251-XB	A23
1P260-XA	A24
1P260-XB	A24
1P330-XA	A26
1P330-XB	A26
1P340-XA	A30
1P340-XB	A30
1P341-XA	A27
1P341-XB	A27
1P360-XA	A28
1P370-XA	A28
1U000-XA	A37
2B230-NA	A114
2B320-NG	A112
2B330-NC	A113
2F210-SC	A140
2F340..CSC	A59
2F340..CSD	A62
2F340..SC	A60-A61
2F340-SD	A62
2F341-SC	A63
2F341-SD	A64
2F342-PC	A40
2F342-PD	A42
2F440-ASD	A78
2H310-SC	A140
2N342-PC	A41
2N342-PD	A43
2P050-OA	A123
2P051-OA	A122
2P120-NC	A86
2P121-NC	A87
2P122-NC	A87
2P123-NG	A88
2P160-NA	A86
2P170-NA	A88
2P210-NC	A92
2P211-PC	A106
2P212-PC	A106
2P230-NA	A91
2P231-NA	A91
2P232-NA	A89
2P340-PA	A54
2P340-PB	A54
2P341-MA	A57
2P342..CMB	A48
2P342-CMA	A50
2P342-PA	A46
2P342-PB	A44
2P350-OA	A125
2P360-PA	A55
2P370-PB	A56
2P440-SD	A80
2P460-NA	A124
2P460-OA	A126

Code	Page
2S220-NC	A90
2S221-NG	A90
2S340-MA	A58
2S342..CMA	A51-A52
2S342..CMB	A49
2S342-PA	A47
2S342-PB	A45
2S440-SD	A79
316..BM..DG	A163
316..BM..G	A163
316..BM2..G	A162
316..CM..G	A168
316..CM2..G	A169
316..FL..L	A151
316..FM..D	A172
316..FM..L	A165-A166
316..HM..C..P	A153
316..HM..D	A172
316..HM..P	A154
316..SL..P	A143, A145
316..SM..A	A158
316..SM..C..P	A147
316..SM..K	A160
316..SM..P	A148
316..SM2..P	A156
316..UM..G	A170
326..VM-TH	A175
326-CH	A174
400.1..A1-NM	B67
400.4..A1-NM	B67
430.1..A1-NM	B68
430.4..A1-NM	B68
435.B..A1-XF	D3
435.T..A1-XF	D4
452.1-C	B63
452.1-CM	B64
452.4-CM	B64
452.C1-C	B65
452.R-CM	B65
460.1..A0-XM	B13-B17
460.1..A1-XM	B4-B12
830	D13
830A	D12
830B	D12
835.B..A1-MF	D9
835.B..A1-PF	D6
835.T..A1-MF	D10
835.T..A1-PF	D7
860.1..A0-GM	B20, B22-B24
860.1..A1	B29-B35
860.1..A1-GM	B19-B24
860.1..A1-MM	B37-B40
860.1..A1-NM	B42-B44
860.1..A1-SM	B46-B49
860.1..B0-GM	B20, B22-B24
860.1..B1-GM	B19-B24
860.1..C0-GM	B25-B26
860.1..C1-GM	B19-B24
860.1..D0-GM	B25-B26
860.1..G1-GM	B20, B22-B24
860.2..B1-GM	B25-B26
860.2..C1-GM	B25-B26
860.2..E1-GM	B27
861.1..A1-GM	B52-B55
861.1..A1-GP	B51
862.1..A1-GM	B57
863.1..A0-O	B60
863.1..A1-N	B59
863.1..A1-OS	B59
863.1..B1-MS	B61
863.1..B1-OS	B61
A	
A316..BM..G	A163
A316..BM2..G	A162
A316..CM..G	A168
A316..CM2..G	A169

Code	Page
A316..FL..L	A151
A316..FM..L	A165
A316..HM..C..P	A153
A316..HM..P	A154
A316..SL..P	A144
A316..SM..C..P	A147
A316..SM..K	A160
A316..SM..P	A149
A316..UM..G	A170
A326..VM-TH	A175
A326-CH	A174
E	
E195	C22
E207	C20
E212	C21
E245	C22
E258	C20
E263	C21
E301	C39
E302	C40
E305	C41
E306	C42
E308	C43
E309	C41
E310	C41
E314	C102
E315	C44
E316	C102
E317	C48
E323	C52
E324	C73
E326	C73
E344	C79
E345	C79
E346	C107
E347	C107
E362	C137
E363	C121
E364	C88
E404	C108
E416	C71
E454	C80
E455	C80
E615	C26
E616	C9
E736	C138
E738	C138
E852	C81
E854	C74
E862	C109
E864	C103
E872	C94
E873	C97
E874	C91
E882	C130
E883	C136
E884	C127
E885	C133
E890	C47
E891	C49
E892	C50
E893	C51
EP03P	C75-C76
EP03PA	C78
EP09P	C77
EP13P	C86
EP13PA	C87
EP23PA	C93
EP29PA	C92
EX03P	C104
EX03PA	C106
EX09P	C105
EX13P	C118-C119
EX13PA	C120
EX23PA	C128
EX29PA	C129

Code	Page
EX33PA	C134
EX39PA	C135
R	
R215.2x..AC..H	A101
R215.34C..BC..P	A72
R215.3x..30AC..H	A100
R215.3x..50AC..H	A100
R215.3x..50-AC..L	A102
R215.Hx..AC..H	A66
R215.Hx..AC..P	A68
R215.Hx..AK..P	A67
R216.22..AI..G	A82
R216.24..AI..G	A82
R216.2x..50CC..P	A76
R216.2x..AJ..G	A82
R216.2x..AK..H	A70
R216.2x..AK..P	A73
R216.2x..AP..G	A83
R216.2x..BC..P	A77
R216.2x..CK/L..P	A74
R216.3x..30-AE..G	A106
R216.3x..30-AI..G	A106
R216.3x..30-AJ..G	A106
R216.3x..30-BC..B	A94
R216.3x..30-BS..K	A96
R216.3x..40-AC..U	A95
R216.3x..40-AJ..U	A95
R216.3x..40-BC..K	A96
R216.3x..50-AK..H	A71
R216.3x..50-AK..P	A75
R216.3x..50-BC..P	A77
R216.3x..60-AC..L	A103
R216.3x..CC/K..K	A97
R216.3xC..40-DC..K	A98
R216.3xC..40-DS..K	A98
R216.42..30-..C..G	A110
R216.42..30-AI..G	A115
R216.42..30-AS/C..G	A118
R216.44..30-AI..G	A118
R216.4x..30-AC..G	A119
R216.4x..30-AE..G	A108
R216.4x..30-AJ..G	A109
R216.4x..30-AK..A	A112
R216.4x..30-AK..G	A115
R216.4x..30-AO..G	A108
R216.4x..30-AP..G	A116
R216.4x..30-AQ..G	A116
R216.52/3..AL..G	A117
R216.54..AL..G	A117
R216.62..30-AO..G	A120
R216.64..30-AO..G	A120
R217.1x..AC..H	A134
R217.1x..AC..M	A132
R217.1x..AC..N	A130
R217.1x..AC..P	A131
R217.1x..AC..S	A133
R217.1x..CC..K	A129
R217.1xC..AC/K..H	A134
R217.1xC..AC/K..N	A128
R217.3x..AC..P	A136
R217.3xC..AC..M	A135
R217.5x..AC..N	A137
R217.7x..AC..N	A137
R217.9x..BC..N	A138
RA215.2x..AK/L..L	A104
RA216.2x..AK..G	A84
RA216.2x..AK..H	A70
RA216.2x..AK..P	A73
RA216.4x..AK..G	A119
T	
T100	C55
T100-KM100AA	C58
T100-KM100AB	C65
T100-KM100AE	C67
T100-KM100AF	C69
T100-KM100DA	C56
T100-KM100DB	C64
T100-KM101AA	C58
T100-KM101AB	C65
T100-KM101AE	C67
T100-KM101AF	C69
T100-KM101DA	C56
T100-KM102AA	C58
T100-KM102AE	C67
T100-KM102AF	C69
T100-KM102DA	C56
T100-KM102DB	C64
T100-KM103AA	C58
T100-KM103AE	C67
T100-KM103AF	C69
T100-KM103DA	C56
T100-KM104AA	C59
T100-KM104AB	C66
T100-KM104AE	C68
T100-KM104AF	C70
T100-KM104DA	C57
T100-KM104DB	C62
T100-KM105AA	C59
T100-KM105AB	C66
T100-KM105AE	C68
T100-KM105AF	C70
T100-KM105DA	C57
T100-KM106AA	C59
T100-KM106AE	C68
T100-KM106AF	C70
T100-KM106DA	C60
T100-KM106DB	C62
T100-KM107AA	C59
T100-KM107AE	C68
T100-KM107AF	C70
T100-KM107DA	C60
T100-KM108AA	C59
T100-KM108AB	C66
T100-KM108AE	C68
T100-KM108AF	C70
T100-KM108DA	C60
T100-KM108DB	C62
T100-KM109AA	C59
T100-KM109AB	C66
T100-KM109AE	C68
T100-KM109AF	C70
T100-KM109DA	C60
T100-NM100DA	C61
T100-NM101DA	C61
T101	C54
T105	C110
T106	C110
T110	C55
T115	C45
T116	C46
T120	C63
T200-NM100AA	C85
T200-NM100AE	C96
T200-NM100AF	C96
T200-NM100DA	C84
T200-NM101DA	C84
T200-SD100AE	C95
T200-SD100AF	C98
T200-SD100AH	C99
T200-SD100AI	C100
T200-SD100DA	C82
T200-SM100DA	C83
T200-SM100DB	C89
T200-SM100DC	C90
T200-SM100DI	C100
T200-SM101DA	C83
T200-XM100AA	C10
T200-XM100AB	C13
T200-XM100AE	C15
T200-XM100AF	C17
T200-XM100DA	C7
T200-XM100DB-MF	C11-C12
T200-XM100DE	C14
T200-XM100DF	C16
T200-XM100DK	C18
T200-XM101AA	C10
T200-XM101AB	C13
T200-XM101AE	C15
T200-XM101AF	C17
T200-XM101DA	C7
T200-XM101DE	C14
T200-XM101DF	C16
T200-XM104DA	C8
T200-XM105DA	C8
T300-NM100AA	C117
T300-NM100AE	C131
T300-NM100AF	C131
T300-NM100DA	C114, C116
T300-NM100DB	C124
T300-NM101AA	C117
T300-NM101DA	C115-C116
T300-NM101DA (FHA35)	C116
T300-SD100DA	C111
T300-SD100DB	C122
T300-SD100DC	C125
T300-SD100DE	C126
T300-SD100DF	C132
T300-SD100DH	C139
T300-SD100DI	C140
T300-SD100DZ	C142
T300-SD101DA	C112
T300-SM100DA	C113
T300-SM100DB	C123
T300-SM100DC	C125
T300-SM100DI	C140
T300-SM100DS	C141
T300-SM101DA	C113
T300-XM100AA	C25
T300-XM100AB	C29
T300-XM100AE	C31
T300-XM100AF	C34
T300-XM100AL	C37
T300-XM100AM	C37
T300-XM100DA	C23
T300-XM100DB	C27-C28
T300-XM100DE	C30
T300-XM100DF	C33
T300-XM100DK	C36
T300-XM101AA	C25
T300-XM101AB	C29
T300-XM101AE	C31
T300-XM101AF	C34
T300-XM101DA	C23-C24
T300-XM101DE	C30
T300-XM101DF	C33
T300-XM102AA	C25
T300-XM102AB	C29
T300-XM102AE	C31
T300-XM102AF	C34
T300-XM102DA	C24
T300-XM103AA	C25
T300-XM103AB	C29
T300-XM103AE	C32
T300-XM103AF	C35
T300-XM103DA	C24
T300-XM104DA	C24
T300-XM105DA	C24
T400-NM100DA	C147
T400-PM100AA	C146
T400-PM100AE	C150
T400-PM100AF	C152
T400-PM100DA	C144
T400-PM100DB	C148
T400-PM101AE	C150
T400-PM101AF	C152
T400-PM101DA	C144
T400-PM101DB	C149
T400-PM102AE	C151

FRE

Code	Page	Code	Page	Code	Page
T400-PM102AF	C153				
T400-PM102DA	C144				
T400-PM102DB	C149				
T400-PM103AE	C151				
T400-PM103AF	C153				
T400-PM103DA	C145				
T400-PM104DA	C145				